

CHICAGO
BEARS

BEARS

1994
MEDIA
GUIDE

75TH ANNIVERSARY

This year both the Bears and the National Football League celebrate their 75th Anniversary. The Bears will honor the event in several different ways starting with a special logo which is displayed prominently on Bear material, merchandise, and as a patch on this year's uniform.

In celebration of their diamond anniversary, the Bears have produced a special 75th Anniversary Commemorative Book. With text written by Richard Whittingham, the book features pictures and stories covering the history of the NFL's most storied franchise. The books will be produced in three editions: the Diamond (750 made, leather cover, book stand, autographed by Bear Hall of Famers, invitation to special kickoff party); the Limited (3,000 made, leather cover, autographed by a Bear great); and the General (available in bookstores). For more information, call 800-49-BEARS.




The NFL has also developed a special 75th logo which will be a patch on every club's jersey this season. The logo will also appear on all '94 game footballs and will be painted on the 35-yard lines of every field.

On September 18-19, the League will have it's first-ever "throwbacks weekend" as each team will wear an old-time jersey. The Bears have selected the uniform from their 1925 season and will don it September 18 when they host the Vikings. It will also be worn the following weekend in New York against the Jets and on Halloween when they meet the rival Green Bay Packers on *Monday Night Football*.

And finally, after 75 years of informal gatherings, the Bears have a national fan club to organize trips, parties, and other events. More information can be obtained by calling 800-790-BEAR.



Bears Anniversary Logo



This 75th Anniversary book is available in 3 editions; (from left) the Diamond, the Limited, and the General.



NFL Anniversary Logo



This 1925 uniform will be worn by the Bears in 3 games this season.

1994 SCHEDULE

PRE-SEASON

Fri. Aug. 5	BEARS	Philadelphia Eagles	7:00 PM
Sat. Aug. 13	BEARS	at Arizona Cardinals	8:00 PM
Mon. Aug. 22	BEARS	at Kansas City Chiefs	7:00 PM
Sat. Aug. 27	BEARS	New York Giants	7:00 PM

REGULAR SEASON

Sun. Sept. 4	BEARS	Tampa Bay Buccaneers	Noon
Mon. Sept. 12	BEARS	at Philadelphia Eagles	8:00 PM
Sun. Sept. 18	BEARS	Minnesota Vikings	Noon
Sun. Sept. 25	BEARS	at New York Jets	7:00 PM
Sun. Oct. 2	BEARS	Buffalo Bills	3:00 PM
Sun. Oct. 9	BEARS	New Orleans Saints	Noon
Sun. Oct. 16	*** Off Week ***		
Sun. Oct. 23	BEARS	at Detroit Lions	Noon
Mon. Oct. 31	BEARS	Green Bay Packers	8:00 PM
Sun. Nov. 6	BEARS	at Tampa Bay Buccaneers	Noon
Sun. Nov. 13	BEARS	at Miami Dolphins	Noon
Sun. Nov. 20	BEARS	Detroit Lions	Noon
Sun. Nov. 27	BEARS	at Arizona Cardinals	3:00 PM
Thur. Dec. 1	BEARS	at Minnesota Vikings	7:00 PM
Sun. Dec. 11	BEARS	at Green Bay Packers	Noon
Sun. Dec. 18	BEARS	Los Angeles Rams	Noon
Sat. Dec. 24	BEARS	New England Patriots	Noon

Chicago time; home games in blue

CREDITS

The Chicago Bears 1994 Media Guide is produced by the Bears Public Relations Department. Photographs by Bill Smith. Printed by Printing Arts / Lithotech (708-656-5600). Design assistance by Communications Dynamics (708-858-5599). Special thanks to Pat McGrath and Ed Kozak.

8 Points	185
40 Passes vs. 40 Rushes	43
100-yard Receiving Games	158
100-yard Rushing Games	156
300-yard Passing Games	160
1993 Final Statistics	102
1993 Game Summaries	104
1994 Draft	86; 166
1994 Pre-Season Schedule	205
1994 Schedule	back cover
All-time Assistant Coaches	18
All-time Roster	168
Annual Leaders	150
Assistant Coaches Bios	18
Attendance	147
Birthdays During the Season	197
Blown Leads	177
Bubble	201
Butler / 1,000 points	32
Career Coaching Records	139
Career Games and Starts	57
Career Records	139
Career Statistics of Active Bears	100
<i>Chicago Bears Insider</i>	203
<i>Chicago Bears Weekly</i>	203
Come-from-behind Wins	176
Consecutive Games & Starts	69
Dates for 1994-95	204
<i>Dave Wannstedt Show</i>	203
Defensive Scores	26
Directory	3
Domed Stadium Records	50
Draftee Bios	86
Drafts (1994-1982)	166
Fight Song	60
First-Round Picks	165
Free Agent Bios	92
Halas Hall	201
Halas, George	148
Halas, George, Jr.	149
Hall of Famers	161
Historical Highlights	143
Hotels	206
How the Bears Were Built	97
Individual Records	116
Kickoff Returns	81
Last Time	112
Left Tackles	51
Longest Plays at Soldier Field	127
Man of the Year Nominees	53
Management Bios	6
McCaskey, Ed	4

McCaskey, Michael	5
Media Information	206
<i>Monday Night Football Games</i>	198
NFC Central Standings	63
NFL Phone Numbers	204
Off-season Transactions	34
Opening Day Rookie Starters	91
Opponent Records	126
Overtime Games	197
Payton, Walter	149
Piccolo Award	88
Platteville	200
Point Breakdowns	65
Point Totals	67
Post-season Records	115
PR Phone Numbers	204
Pre-Season Schedule	205
Pre-season Results	178
Pro Bowlers	196
Pronunciation Guide	99
Quarterback Ratings	160
Radio Announcers	202
Rankings	146
Retired Numbers	163
Road Trip	87
Rookie Records	114
Roster	98
Roster Breakdown	64
Roster, All-time	168
Safeties	71
Schedule, 1994	inside back cover
Schedule, Bears 1994	1
Schedule, Pre-Season	205
Shutouts	66
Soldier Field	199
Special Teams Tackles	55
Staff Bios	9
Standings, 1993 Final	101
Super Bowls (1995-1998)	35
Team Records	128
Team-by-Team Results	186
Team-by-Team Summary	194
Teammates	83
Television Shows	203
Thanksgiving Day Games	59
Ticket Office	201
Tight End Receptions	78
Training Camp	200
Veteran Bios	24
Wannstedt, Dave	16
<i>Wannstedt Show</i>	203
Year-by-year	179

CLUB DIRECTORY

HEADQUARTERS

Halas Hall
250 N. Washington Road
Lake Forest, IL 60045
708-295-6600

TICKET OFFICE

950 N. Western
Suite One
Lake Forest, IL 60045
708-615-BEAR (2327)

SOLDIER FIELD

425 E. McFetridge
Chicago, IL 60605

MANAGEMENT

Chairman of the BoardEd McCaskey
President/CEO.....Michael McCaskey
Vice President of OperationsTed Phillips
Vice President.....Tim McCaskey
Director of Administration.....Tim LeFevour
Dir. Community Involvement.....Pat McCaskey
Player Liaison/Operation Asst.Brian McCaskey
Dir. Information Systems.....Greg Gershuny
Dir. Research & Quality ControlGeorge Chryst
Skybox ManagerCaroline Guip
ControllerScott Worthem

MARKETING

Dir. Marketing/Communications.....Ken Valdiserri
Manager of Promotions.....John Bostrom
Mgr of Sales & DevelopmentJack Trompeter
Secretary.....Denise Goff

PUBLIC RELATIONS

Director of Public RelationsBryan Harlan
Assistant Director.....Doug Green
InternDexter Strickland
SecretaryAnne Appel

TICKETS

Ticket ManagerGeorge McCaskey
Assistant Ticket Manager.....Betty Swanson
Ticket ClerksAmy Baranko
Dana Petrie
Karyn Miller

OFFICE STAFF

Asst. to the President.....Eileen Nash
Operations Secretary.....Sherrie Geisler
Accounting Assistant.....Kendra Maher
Accounting Assistant.....Cheryl Sinnott
Purchasing AgentMax Swiatek
Computer Assistant.....Colette Barker
Administration Assistant.....Irene Wandel
ReceptionistLouise Johnson

COACHING STAFF

Head CoachDave Wannstedt
Offensive Coordinator / QBs.....Ron Turner
Defensive Coordinator / DBs.....Bob Slowik
Offensive Line.....Tony Wise
Running Backs.....Joe Pendry
Wide ReceiversIvan Fears
Tight Ends.....Mike Shula
Defensive Line.....Clarence Brooks
Linebackers.....Dave McGinnis
Defensive Assistant.....Carlos Mainord
Special Teams.....Danny Abramowicz
SecretaryBarb Allen

PLAYER PERSONNEL

Director of Player Personnel.....Rod Graves
Regional ScoutCharlie Mackey
Regional ScoutJeff Shiver
Regional Scout.....Bobby Riggie
BLESTO ScoutGary Smith
Pro Scout.....Mike McCartney
SecretaryChris Ridge

FOOTBALL STAFF

Head Athletic Trainer.....Fred Caito
Assistant Athletic Trainer.....Tim Bream
Training AssistantJeff Hay
Strength CoordinatorClyde Emrich
Physical Development Coordinator.....Russ Riederer
Consulting Physician.....Michael Schafer
Internists.....Jay Munsell
David Schimmel
Director of Video ServicesDean Pope
Assistant Video DirectorMark Bienvenu
Team PhotographerBill Smith
Equipment Manager.....Gary Haeger
Assistant Equipment Manager.....Tony Medlin

BUILDING AND GROUNDS

Superintendent-Halas HallR.L. McMurrin
Stadium Assistant.....Bryan Pett
GroundskeeperKen Mrocz
Assistant GroundskeeperJohn Berta



EDWARD W. McCASKEY

Chairman of the Board

As the Bears celebrate their 75th Anniversary, no one is more identifiable with the club's storied history than Ed McCaskey, the senior member of Bears' management.

Named the second Chairman of the Board in the club's 74-year history on November 11, 1983, McCaskey succeeded team founder, George S. Halas. Prior to his current position McCaskey served 17 years as the team's Vice President and Treasurer.

McCaskey has been an executive with the Bears since 1967. His responsibilities include spearheading the club's civic activities and representing the team at the annual owners' meetings, Super Bowl and Pro Bowl.

An entertaining speaker along with his warm and outgoing personality have made McCaskey a natural for community involvement programs. He served on the board of trustees of Rosary College and as a trustee for the Piccolo Children's Fund, the Illinois Chapter of the National Hemophilia Foundation, the Chicago Association for Retarded Citizens, and the Charlie Conacher Research Fund at the Toronto General Hospital. He was also a member of the board of directors for the Michigan Avenue National Bank, NFL Films, and the Central States Institute of Addiction before he stepped down from those duties in 1987.

McCaskey's numerous charitable and civic contributions on behalf of the Chicago Bears and the McCaskey family have been well documented. Ed served as the guiding force behind the Brian Piccolo Fund since its inception in 1970 and was chairman of the Piccolo committee until 1987. The Brian Piccolo Fund was transferred recently to Rush Presbyterian in Chicago after the fund donated more than \$2 million to Sloan Kettering Cancer Center in New York. With this money, embryonal cell carcinoma, which was virtually 100 percent fatal when it took Piccolo's life in 1970, now has a 95 percent cure rate. McCaskey was a close friend of Piccolo and worked with Screen Gems in production of the popular movie "Brian's Song". He also was the liaison between the NFL owners and the Piccolo Golf Tournament.

McCaskey was in the music publishing business in New York and was associated with the late Jimmy Dorsey following a stint with the U.S. Army in WW II. McCaskey served with the 80th infantry in France—enlisting as a private and leaving with a Captain's rank. He was duly honored in the spring of 1988 when he received a Bronze Star Medal and Combat Infantry Badge acknowledging his satisfactory performance of duty while an infantry officer in active ground combat.

Before joining the Bears, McCaskey was a merchandising manager for the National Retail Tea and Coffee Association; Executive Vice President of Merchandise Services, Inc. and an account executive for E.F. McDonald Co.

Born April 27, 1919, in Philadelphia, McCaskey sang with dance bands for three years before enrolling at the University of Pennsylvania in 1940. While at Penn he was elected class president and also continued a singing career. McCaskey played offensive tackle at Lancaster Catholic High in Pennsylvania.

McCaskey and his wife, Virginia, have 11 children and 19 grandchildren.



MICHAEL B. McCASKEY

President and Chief Executive Officer

Michael McCaskey has been there once and wants to return.

The Chicago Bears' President and Chief Executive Officer thrives on the challenge of returning this proud franchise to the Super Bowl. To reach that goal, McCaskey is working tirelessly to find the formula for success in the ever changing framework of professional football.

McCaskey's first step to attain that goal was reorganizing the club's hierarchy following the 1992 season when he lured Dallas Cowboys'

Defensive Coordinator Dave Wannstedt, the league's most highly sought after head coaching prospect, to the Bears. He also promoted Rod Graves to Director of Player Personnel and expanded the pro personnel staff this past off-season. Last year, McCaskey elevated Ted Phillips to oversee the front office and monitor the salary cap — a new variable in each club's decision making process.

The salary cap, a product of the new CBA, changes the way in which teams assemble their personnel.

"We have to explore all avenues to improve this team. We're all on an even playing field with a salary cap which puts a premium on making the smart decisions regarding personnel. We will continue to use free agency, draft, and trade — whatever it takes to improve our team."

McCaskey's first decade was highlighted by seven playoff appearances, three trips to the NFC title game and a Super Bowl victory. Since being named the club's top executive on November 11, 1983, McCaskey has established himself as one of the most successful leaders in professional sports. In fact, since he became club President, the Bears have won 65% of their games which is second in the NFL only to the 49ers. Chicago emerged as one of the most entertaining and visible champions in sports history in 1985 by posting an 18-1 record capped by a 46-10 victory over New England in Super Bowl XX. McCaskey received the highest honor bestowed on a football executive following the '85 season when his peers voted him *The Sporting News* NFL Executive of the Year.

McCaskey's impressive educational and business background have been invaluable in an era when NFL owners need to battle financial burdens with shrewd resourcefulness. He earned a PhD in business and spent ten years as a business professor and consultant. The NFL has also utilized his strong business acumen, appointing McCaskey to the league's Long Range Planning Committee in 1985 and Finance Committee in 1989. The recommendations and input from those two committees are vital to the league's continued success and fiscal well being.

McCaskey met the family call ten years ago with mixed emotions. Torn between returning to his hometown to run the family business or remain in Boston to continue operating his young but prospering consulting firm, McCaskey met his family's wishes and assumed the enormous task of becoming the chief executive officer of a NFL franchise. His two predecessors in the club presidency were McCaskey's grandfather, George Halas, the founder of professional football and the Chicago Bears and Michael's uncle, the late George S. Halas, Jr.

McCaskey was indoctrinated to pro football as a youngster. He spent summers in rural Indiana working at the Bears training camp and fall weekends at Wrigley Field watching his grandfather coach the team. McCaskey's interest in the game flourished as he enjoyed a playing career at Notre Dame High School in Niles and at Yale University, where he was a two-year letterman at wide receiver.

Following graduation in 1965, McCaskey spent two years with the Peace Corps teaching in Ethiopia — an association which led to his appointment in 1991 to the Peace Corps National Advisory Council. He then earned a doctorate in business at Case Western Reserve University before teaching at UCLA and the Harvard Business School. He started a consulting company with his wife, Nancy, and authored a book, *The Executive Challenge: Managing Change and Ambiguity* before joining the Bears.

Born December 11, 1943, Michael and Nancy have two children: John Piersol (6/5/84) and Kathryn Cahill (5/11/89).



TED PHILLIPS

Vice President of Operations / CFO

Ted Phillips was promoted to Vice President of Operations on March 24, 1993 by club President Michael McCaskey. His primary duty continues to be negotiating all player contracts and serving as the Bears' in-house salary cap expert. He also oversees all departments within the organization, other than coaching and player personnel, and serves as the club's chief financial officer. He is also the club's main liaison with the NFL and the NFL Management Council.

Prior to assuming his new duties, Phillips served as the club's Director of Finance since 1987. In addition to handling player contracts and the CBA, Phillips also serves as the club's chief financial officer and oversees the accounting staff. He added the training, video, and equipment departments to his jurisdiction on January 19, 1989, following the retirement of Bear administrator Bill McGrane.

Phillips joined the Bears staff on September 28, 1983, as the club's controller, a position he held for four years. He assisted in preparing and constructing player contracts for two years (1985-86) prior to becoming a full-time negotiator in 1987.

Before joining the Bears, Phillips was employed as an auditor and tax accountant with the international accounting firm of Ernst & Whinney (now Ernst & Young), from 1979-83. He graduated from the University of Notre Dame in 1979 with a degree in business and accounting. He earned his masters in management from Northwestern University in 1989.

Born June 27, 1957, in Oneida, New York, Phillips grew up in Nashua, New Hampshire. He is married (Katie).



TIM McCASKEY

Vice President

An officer of the Bears since 1989, Timothy McCaskey joined the club in a full-time capacity March 24, 1993, when he was named Vice President.

McCaskey's primary duty with the club will be spearheading efforts to find a new stadium. Club President Michael McCaskey has cited finding a new home for the Bears "one of the organization's top priorities" and thus called upon his younger brother to pursue the project on a full-time basis.

Tim had been affiliated with the club part-time for four years before joining the Bears full-time after serving as Director of Taxes for IMC Fertilizer, Inc. He spent 18 years with that company and its predecessor, International Minerals & Chemical Corporation.

A 1967 graduate of the University of Notre Dame, McCaskey spent seven years with Ernst & Ernst (now Ernst & Young). McCaskey has four children (Kevin, Brian, Scott, and Laura).



ROD GRAVES Director of Player Personnel

Rod Graves, who spent nine years as a regional scout and last year as Director of College Scouting, was promoted to Director of Player Personnel in April of 1993.

Graves will coordinate the work of the Bears' regional college scouts and pro personnel department in filling needs through the draft and free agency. Graves will also continue to personally scout the top college players throughout the country and work closely with Michael McCaskey and Dave Wannstedt in preparations for the annual

collegiate draft.

Graves has been a vital cog in the Bears draft success since his arrival. Among the players from his region are Wilbur Marshall, William Perry, Neal Anderson, Wendell Davis, Trace Armstrong, and Donnell Woolford.

Graves, 35, joined the Bears in 1984 as a regional scout, responsible for the east and southeast regions. He continued to scout those regions while being elevated to Assistant Director of Player Personnel on June 14, 1989. Before joining the Bears, Graves worked for the USFL's Philadelphia Stars where he spent 1982 as a regional scout and 1983 as Assistant Director of Player Personnel.

A native of Houston and a graduate of Texas Tech, Graves moved to the Chicago area in the summer of 1992 after being based in Atlanta. He is married (Alesia).



TIM LeFEVOUR Director of Administration

Tim LeFevour begins his 14th season with the Bears and his sixth as the club's director of administration.

Currently, LeFevour is the point man in coordinating the Bears efforts to construct a new Halas Hall. He is also responsible for working with the skybox operation, ticket office, information systems, equipment and video departments as well as the club's facilities (Halas Hall and McBubble), mini-camp and training camp operations. He is the contact with the NFL office on administrative matters, oversees

stadium affairs and is the club's liaison with the Chicago Park District.

LeFevour directed the McBubble project—the Bears indoor practice facility in Waukegan—which was constructed in 1990 and renovated in 1992. Last year, he coordinated the club's new office space and Ticket office relocation to Lake Forest.

LeFevour joined the Bears as Skybox Manager in 1981 and was promoted to Stadium Operations Manager on February 22, 1984. In the latter role he was involved in the installation of 56 skyboxes and natural grass at Soldier Field. He was named Director of Administration on January 19, 1989.

Before joining the Bears, LeFevour worked for the Chicago Park District as a writer in the Public Information Office (1979-81) and was an assistant director at WGN-TV (1979).

LeFevour earned a BA degree in political science from Loras (Iowa) College in 1978. He is currently involved in several charitable and civic functions and is on the Board of Directors of the Brian Piccolo Golf Tournament and Red Cloud.

Born June 25, 1956, in Chicago, LeFevour and his wife, Judy, have four children (Megan, Matthew, Katie, Amy).



PATRICK McCASKEY

Director of Community Involvement

Patrick McCaskey was named to his current position on February 11, 1984 after serving the club as Public Relations Director (1982-83), Assistant Public Relations Director (1974-81), and Ticket Assistant (1974).

As Director of Community Involvement, McCaskey works with the following organizations: Athletes In Action, Bears Learning Corps, Cabrini-Green Legal Aid Clinic, Fellowship of Christian Athletes, First Colonial Bankshares Foundation, Illinois Special Olympics, Lake Forest/Bears Golf Day, Lake County Special Education, Lawndale Community Church, Maryville Chuckwagon Day, Michigan Avenue National Bank, Notre Dame High School, Brian Piccolo Cancer Research Fund, and Saint Joseph Hospital.

He also manages home game anthem singers and halftime shows.

McCaskey's column, "Religion, Family, & Sports," is published in the northwest suburban Journal newspapers and in the Bears' home game programs. When he has speaking engagements for the Bears, he performs his stories and poems. He is a masters competitor for the Jim Spivey Running Club.

McCaskey and his wife, Gretchen, have three sons, Edward, Thomas, and James.



KEN VALDISERRI

Director of Marketing / Communications

Ken Valdiserri was named to his current position on January 19, 1989, after serving the club as Director of Public Relations from 1984-88.

Valdiserri engineers the team's broadcast, marketing, promotional, and merchandising efforts. He oversees the development of all the team's corporate sponsorship programs and is responsible for the production and advertising sales of all the Bears "in house" television and radio broadcast properties.

In 1994, the club will produce and sell the advertising for Bears' pre-season games, *The Dave Wannstedt TV Show*, and *Chicago Bears Weekly*, all which will be broadcast on WBBM-TV (Ch. 2) for the next three seasons. In addition, the team will continue its "in house" control of *The Dave Wannstedt Radio Show* (Monday's at 6:30 PM) and *Chicago Bear Insider*, both programs which air on the team's flagship radio station, WGN.

In 1991, the Bears became the second NFL team to gain control of their broadcast and advertising sales of their pre-season games. The previous year the organization unveiled its 30-minute television show, *Chicago Bears Weekly*, and produced a quarterly newsletter for sponsors and season ticket holders.

In 1994, Valdiserri will engineer the club's 75th anniversary marketing and promotional efforts which include the publishing of a 240-page commemorative book titled: *The Bears: A 75-year Celebration*. The team will also host a "Throwbacks Weekend" at Soldier Field when the Bears play the Vikings, Sunday, September 18. The team has also introduced a National Fan Club this year.

Before joining the Bears on March 4, 1984, Valdiserri was Assistant Public Relations Director for the Chicago White Sox (1981-83) and an administrative assistant in the Baseball Commissioner's Office in New York (1980).

A graduate of the University of Notre Dame, Valdiserri spent three years working in the Irish sports information office while earning a degree in communication arts in 1980.

Born February 18, 1958, in South Bend, Valdiserri and his wife, Annika, reside in Chicago.



JOHN BOSTROM



TIM BREAM



FRED CAITO



GEORGE CHRYST

JOHN BOSTROM — Manager of Promotions and Special Events

8th season with Bears...Named to current post in January 19, 1994...Handles player appearances, stadium giveaways, and assists with advertising and sponsorship sales...Liaison for Chicago Bears fan club...Served as Assistant Director of Public Relations from 1989-93...PR assistant in 1987-1988...Interned with club during 1985 and 1986 seasons...Graduated in May 1987, from Lake Forest College, site of Bears' year round operations...Earned degree in business...Single...Born 2/9/65 in Park Ridge, IL...Resides in Prospect Heights.

TIM BREAM — Assistant Athletic Trainer

2nd season with Bears...Joined club after working as collegiate trainer the past 10 years...Member of athletic training staffs at Syracuse (1984-86), Vanderbilt (1986-88) and University of Richmond (1988-92)...Worked on medical staff of 1992 Winter Olympics...Spent one summer (1981) as Detroit Lions intern...Graduate of Penn State, master degree from West Virginia University...Name pronounced BRAME...Married (Lisa)...Daughter (Rebecca)...Born 1/3/61 in Gettysburg, PA.

FRED CAITO — Head Athletic Trainer

28th season with Bears...Named head trainer in 1973, at age 26...Received bachelors degree from St. Joseph's College, (Rensselaer, IN) in 1969...Completed masters degree at Northwestern University in 1972...Inducted into St. Joseph's Sports Hall of Fame in April, 1991...Member of the American College of Sportsmedicine, National Athletic Trainers Association, International Narcotic Enforcement Officers Association, National Strength and Conditioning Association and National Football League Athletic Society...Married (Priscilla)...Three children (Shelly, Tony, Stefanie)...Born 7/7/47 in Tiffin, Ohio...Resides in Chicago.

GEORGE CHRYST — Director of Research and Quality Control

4th season with Bears...Works with the coaching staff in the areas of film breakdown, game analysis, and scouting reports...Charts opponent tendencies from pressbox during games...Assists Danny Abramowicz on special teams...Began coaching at UW-Platteville (1987) before joining the Wisconsin staff for one season (1988) and moving to Wyoming to coach offensive line (1989) and QBs (1990)...Coached wide receivers/running backs for the WLAF's Orlando Thunder (1991)...Became Thunder's long snapper for '92 playoffs...Graduated from Princeton in '84 with history degree; received masters at Wisconsin in educational administration...Wife, Shelley, teams with Kathy Gedney (wife of Bears tight end, Chris) to compete on Women's Professional Volleyball Association Pro Beach Tour...Born 6/25/62 in Madison...Resides in Lake Forest.



CLYDE EMRICH



GREG GERSHUNY



DOUG GREEN



CAROLINE GUIP

CLYDE EMRICH — Strength Coordinator

23rd season with Bears...Responsible for year-round strength program...Has also served as summer training camp director since 1984 when club moved camp to Platteville, WI...Outstanding career as weightlifter included 14 Central AAU championships...Five time US champion, US Olympic Squad member, Pan American champion...Member of Weightlifting Hall of Fame...Broke two world records in 1957: first man under 200 pounds to lift 400 and 409 pounds in clean jerk...Two sons...Resides in Vernon Hills, IL.

GREG GERSHUNY — Director of Information Systems

11th season with Bears...Installed the organization's computer system upon his arrival which has expanded every year...Previously started a systems consulting partnership in Chicago (1983-84)...Served as management services consultant with Arthur Young and Company (1981-83)...Graduate of Indiana University's Graduate School of Business...Married (Evelyn)...Daughter (Lauren)...Born 12/30/52 in Chicago...Resides in Evanston.

DOUG GREEN — Assistant Director Public Relations

6th season with Bears...Joined club as intern for 1989 season...Graduated from Washington University in St. Louis (1989)...Worked 1987 & '88 for St. Louis Football Cardinals in public relations...Spent 1988-89 interning for Baseball Cardinals...Compiled minor league stats in 1988 for *The Sporting News* and contributed to *TSN's 1989 Baseball Register*...Handled mail order while working in San Francisco Giants' retail store (1983-84)...Resides in Lake Forest.

CAROLINE GUIP — Skybox Manager

7th season with Bears...Joined club in May 1988 as Skybox Marketing Assistant...Promoted to current position in March, 1989...Responsibilities include management, marketing and operations of Skybox program and non-game day use of Skybox area...Serves on the conference committee for the Association of Luxury Suite Directors...Graduate of Lake Forest College...Single...Born 10/26/65 in Merrillville, Indiana...Resides in Chicago.



GARY HAEGER



BRYAN HARLAN



CHARLIE MACKEY



BRIAN MCCASKEY

GARY HAEGER — Equipment Manager

11th season with Bears...Initiated Bears/Salvation Army coat drive in 1990 that has collected over 30,000 jackets for the Chicago needy...Assistant equipment manager (1984-86)...Basketball manager for Northern Illinois University (1982) and DePaul University (1983)...Member of Athletic Equipment Managers Association...Involved in several local youth groups including serving as athletic director for St. Colette School...Married (Sandy)...Four children (Joshua, Valerie, Amanda, Emily)...Born 1/31/62 in Des Plaines, IL.

BRYAN HARLAN — Director of Public Relations

11th season with Bears...Named to current position January 19, 1989, after serving five years as Assistant PR Director....Graduated from University of Iowa with degree in journalism and mass communications in May, 1984...Worked in Hawkeye sports information office (1980-84)...Summer intern in Green Bay Packers public relations department (1980-82)...Sports director/news reporter at KRNA-radio in Iowa City (1983-84)...Single...Born 4/25/62 in Milwaukee...Resides in Chicago.

CHARLIE MACKEY — Regional Scout

6th season with Bears...Coverage area includes all states west of Nebraska...Covered upper midwest and Rockies in first two seasons with Bears...Regional scout for Dallas Cowboys (1971-88) prior to joining Bears...Worked for BLESTO combine for five years (1966-70)...Coached linebackers and receivers for five years at University of Missouri...Married (Diane)...One son (Jon)...Born 10/17/34 in Mesquero, New Mexico...Resides in Salt Lake City, Utah.

BRIAN MCCASKEY — Player Liaison and Operations Assistant

13th season with Bears...Assumed role in '93 off-season following 11 years as assistant trainer...Player liaison duties include family assistance, financial education, degree completion and post-career internships...Also assists Ted Phillips in several administrative functions...Served as head student trainer while earning both an athletic training and teaching degree from North Park College (1978-82)...President and founder of McCaskey Sportsmedicine Clinic in Mount Prospect...Frequent speaker on sportsmedicine and training...Serves on boards of American Lung Association-Lake County and Johnny Genna Foundation...Married (Barb)...Born 3/8/60 in Chicago.



GEORGE McCASKEY



MIKE McCARTNEY



TONY MEDLIN



KEN MROCK

GEORGE McCASKEY — Ticket Manager

4th season with Bears...Named for club founder, George Halas...Has held several part-time jobs with team since age 14...Graduate of Arizona State University, where he played on football "scout" team...Also earned law degree from ASU...Passed Illinois bar exam in same class with former Bears kicker, and now circuit judge, Bob Thomas...Married (Barb)...One son (Conor)...Born 3/29/56 in Chicago...Resides in Sycamore, IL.

MIKE McCARTNEY — Pro Scout

3rd season with Bears...Organizes off-season coaching clinic...Advance scout during '93 season...Assists with player evaluation...Spent last season computerizing the personnel department and assisting with advance scouting...Worked two seasons at North Carolina as QB coach while earning a masters degree in sports administration...Received undergraduate degree at Colorado where he also worked as an assistant recruiting director and coached quarterbacks (1989)...Married (Jenni)...Born 9/8/64 in Joplin, Missouri...Resides in Gurnee.

TONY MEDLIN — Assistant Equipment Manager

8th season with Bears...Served as athletic equipment manager at North Carolina Central University from 1982-86 while earning B.S. degree in therapeutic recreation...Head Athletic Equipment Manager at NCCU (1982-87)...Actively involved in numerous charitable endeavors including "Say No to Drugs" campaign and American Cancer Society...Works closely with Special Olympics...Organizes community girls basketball camp...Brother (Ron) is head trainer for Atlanta Falcons...Single...Born 2/10/60 in Fayetteville, NC...Resides in Vernon Hills.

KEN MROCK — Groundskeeper

7th season with Bears...Served as a consultant during 1986 and 1987 seasons...Handles Bears practice field and McBubble facility maintenance...Superintendent of Golf Courses for Chicago Park District for five years (1983-87)...Spent 17 years with Park District...Serves on board of directors for Sports Turf Managers Association...Married (Debbie)...Three children (Jennifer, Tim, Kristina)...Born 3/18/51 in Chicago...Resides in Gurnee.

STAFF



DEAN POPE



RUSS RIEDERER



BOBBY RIGGLE



JEFF SHIVER

DEAN POPE — Director of Video Services

9th season with Bears...Promoted to new position in January of 1994...Responsible for video taping practices and games, editing tape for coaches' and players' use, and setting up video viewing stations on road trips...Served as an intern in 1986 helping with transition from film to video...Native of Livingston, Wisconsin...Graduate of University of Wisconsin-Platteville with a degree in Communications...Single...Born 1/27/64 in Platteville, WI...Resides in Mettawa, IL.

RUSS RIEDERER — Physical Development Coordinator

3rd year with Bears...Certified strength and conditioning specialist...In charge of Bears' year-round strength and conditioning program...Joined club on January 3, 1991, after one year as Strength and Conditioning coach for Green Bay Packers...Four year strength coach at Purdue (1987-90)...Kansas State's assistant strength coach/linebacker coach (1978-79) and head strength coach (1980-86)...Physical education degree from Kansas State in 1980 where he played linebacker...Married (Mary Anne)...Two daughters (Morgan and Anne) and son (Robert)...Born 8/5/57...Resides in Lake Forest.

BOBBY RIGGLE — Regional Scout

2nd season with Bears...Joined team on January 1 when Rod Graves was promoted to Director of College Scouting...Responsible for east/southeast region...Drafted by Falcons and played five years in Atlanta as defensive back (1966-71)...Worked 16 seasons for Atlanta (1971-86) before joining the Packers for five seasons (1987-91)...Graduated from Penn State...Married (Karen)...Two daughters (Cynthia and Lori)...Born 2/5/44 in Washington, PA...Resides in Pittsburgh.

JEFF SHIVER — Regional Scout

8th season with Bears...Appointed to regional scout prior to 1991 season and is responsible for midwest region...Served as BLESTO scout for Bears in 1987-88...Bears area scout and BLESTO combine scout in 1989...Also has scouting experience in Canadian Football League...Graduated from Livingston University (AL)...College coach at Purdue and University of Mississippi...Married (Laura)...Two daughters (Brittany and Paige), son (John)...Born 9/7/56 in Atmore, Alabama...Resides in West Lafayette, Indiana.

STAFF



GARY SMITH



MAX SWIATEK



JACK TROMPETER



SCOTT WORTHEM

GARY SMITH — BLESTO Scout

4th season with Bears...Joined club on April 27, 1991, to cover midwest region as Bears representative for BLESTO...Administrative assistant and recruiting coordinator and assistant coach at Indiana University since 1985...Head coach and athletic director at Illinois' Crete-Monee High School before joining Hoosiers staff...Also had coaching stints at Reavis High, Lyons Township, Virden High, College of DuPage, and Southern Illinois...Played at SIU from 1965-69...Native of Virden, IL...Single...Resides in LaGrange, Illinois.

MAX SWIATEK — Purchasing Agent

61st season with Bears...Dean of front office staff who has held several positions since joining team in 1934...Hired by club founder George Halas who spotted him working out with the Chicago Cubs at Wrigley Field...Besides serving as staff assistant to Halas he has been equipment manager, trainer, and traveling secretary...One son (Jim) and three grandchildren (Dr. Jennifer, Melissa, and Matthew)...Resides in Antioch.

JACK TROMPETER — Manager of Sales and Development

1st season with Bears...Responsible for selling sponsorship packages including development of new sponsors and marketing programs...Oversees the tracking and accounting of all marketing inventory...Worked in public and private sectors prior to joining the Bears...Graduated from Southern Illinois University in 1986 and earned his MBA from Loyola University in Chicago in 1992...Single...Born 11/6/64 in Wilmette, IL...Resides in Evanston.

SCOTT WORTHEM — Controller

2nd season with Bears...Oversees the accounting staff...Worked at Ernst and Young public accounting firm in the audit department as a senior accountant (1988-93)...Graduated from Illinois State with a bachelor's degree in accounting...Married (Beth)...Daughter (Ashley)...Born 2/3/66 in Arlington Heights...Resides in Elk Grove Village.



BARB ALLEN
Coaches



ANNE APPEL
Public Relations



AMY BARANKO
Tickets



COLETTE BARKER
Computers

STAFF



JOHN BERTA
Groundskeeping



MARK BIENVENU
Video



SHERRIE GEISLER
Accounting



DENISE GOFF
Marketing



JEFF HAY
Training



LOUISE JOHNSON
Receptionist



KENDRA MAHER
Accounting



R. L. McMURRIN
Superintendent



KARYN MILLER
Accounting



DR. JAY MUNSELL
Internist



EILEEN NASH
Administration



DANA PETRIE
Tickets



BRYAN PETT
Stadium Assistant



CHRIS RIDGE
Personnel



DR. DAVID SCHIMEL
Internist



CHERYL SINNOTT
Accounting



DEXTER STRICKLAND
Public Relations



BETTY SWANSON
Tickets



IRENE WANDEL
Administration



DAVE WANNSTEDT

Second year

A new era in Chicago Bears history was signaled on January 19, 1993 when Dave Wannstedt was named the 11th head coach in club history. Wannstedt was handpicked by club President Michael McCaskey after serving four years as defensive coordinator of the Dallas Cowboys where he emerged as the most sought after NFL head coaching candidate following the 1992 season.

Wannstedt's first edition finished with a 7-9 record highlighted by two impressive winning streaks. After an 0-2 start, the Bears won three straight games including a 17-6 win against the then undefeated Philadelphia Eagles (4-0) at Veterans Stadium. A four-game winning streak, which included a NFL-first three road wins in 12 days, had Chicago in a first-place tie in the NFC Central with four games remaining. A season of close games saw six of the Bears nine losses decided by a touchdown or less. Nevertheless, the Bears were in the midst of the playoff chase until the 17th week of the season as the team improved two games from their 5-11 record in 1992. The club's progress was duly recognized as Wannstedt was among the top vote getters in the NFL Coach of the Year award.

Wannstedt used all avenues in assembling his first team, bringing in 23 new players who weren't on the 1992 team. His opening day lineup featured four veteran starters acquired via free agency. Six of his seven draftees made the club while trades brought in two key starters, linebacker Vinson Smith and running back Tim Worley. Wannstedt continued upgrading the club's personnel during this off-season by adding projected offensive starters Erik Kramer, Lewis Tillman, Andy Heck, Merrill Hoge, Jeff Graham, and Marv Cook.

The exclamation point to Wannstedt's tenure in Dallas came in Super Bowl XXVII when his defense forced nine turnovers as the Cowboys routed the Buffalo Bills, 52-17. Wannstedt's 1992 defense was the youngest in the NFL yet ranked first in the league, allowing an average of just 245.8 yards per game. Amazingly, the Cowboys did not have a defensive player named to the Pro Bowl. Since taking over as the Cowboys' defensive coordinator, the team went from a 1-15 team in 1989 to a 16-3 club in his final season of 1992.

Wannstedt was named *The National's* NFL Assistant of the Year in 1990 as his club led the league against the pass and was 18th against the run. In 1991, the Cowboys improved to ninth against the run and this past season they were tops in the NFL allowing just 77.8 yards rushing per game. Wannstedt's success made him a finalist for the Pittsburgh Steelers head job following the 1991 season, prompting Jimmy Johnson to give Wannstedt the additional position of Assistant Head Coach in January, 1992.

Wannstedt began his coaching career in 1975 as defensive line coach at the University of Pittsburgh. After four years at Pitt he followed Johnson to Oklahoma State where he served two years as defensive line coach and two years as defensive coordinator. He joined Ted Tollner's staff at USC (1983-85) before becoming defensive coordinator at the University of Miami (1986-88). At Miami, his defense held opponents to 2.2 yards-per-carry and 10.9 points-per-game while averaging 48 sacks a season. Wannstedt's defenses produced 11 players who were drafted by the NFL, five in the first two rounds. As a collegiate assistant, Wannstedt's teams had a 106-44-4 record, including a 6-3 mark in Bowl games. Combined with a 4-1 mark in NFL playoff games, his overall post-season record is 10-4. In 19 seasons of coaching in major college and the NFL, Wannstedt has been on 13 winning teams, 10 Bowl teams and one Super Bowl champion.

A Pittsburgh native, David Raymond Wannstedt was born on May 21, 1952, and graduated from Baldwin High. He attended the University of Pittsburgh where he earned a bachelors degree in physical education and a masters in curricular supervision. Wannstedt played offensive tackle (1970-73) and captained the team his senior year which featured freshman running back Tony Dorsett. Wannstedt was selected by the Green Bay Packers in the 15th round of the 1974 draft but spent the season on Injured Reserve with a foot injury. He subsequently joined Johnny Major's staff at Pittsburgh.

Dave and his wife, Jan, have two daughters — Keri (17) and Jami (13).

HEAD COACH

Year	Team	Coaching Position	Regular Season	Playoffs
1975	Pittsburgh Panthers	assistant	7-4-0	1-0 Won Sun Bowl, 35-19 (Kansas)
1976	Pittsburgh Panthers	assistant	11-0-0	1-0 *Won Sugar Bowl, 27-3 (Georgia)
1977	Pittsburgh Panthers	assistant	8-2-1	1-0 Won Gator Bowl, 34-3 (Clemson)
1978	Pittsburgh Panthers	assistant	8-3-0	0-1 Lost Tangerine Bowl, 30-17 (NC State)
1979	Oklahoma St. Cowboys	def. line	7-4-0	
1980	Oklahoma St. Cowboys	def. line	4-7-0	
1981	Oklahoma St. Cowboys	def. cord	7-4-0	0-1 Lost Independence Bowl, 24-14 (Texas A&M)
1982	Oklahoma St. Cowboys	def. cord	4-5-2	
1983	USC Trojans	def. line	4-6-1	
1984	USC Trojans	def. line	8-3-0	1-0 Won Rose Bowl, 20-17 (Ohio State)
1985	USC Trojans	def. line	6-5-0	0-1 Lost Aloha Bowl, 24-3 (Alabama)
1986	Miami Hurricanes	def. cord	11-0-0	0-1 Lost Fiesta Bowl, 14-10 (Penn St)
1987	Miami Hurricanes	def. cord	11-0-0	1-0 *Won Orange Bowl, 20-14 (Oklahoma)
1988	Miami Hurricanes	def. cord	10-1-0	1-0 Won Orange Bowl, 23-3 (Nebraska)
1989	Dallas Cowboys	def. cord	1-15-0	
1990	Dallas Cowboys	def. cord	7-9-0	
1991	Dallas Cowboys	def. cord	11-5-0	1-1 Lost Second Round, 38-6 (Detroit)
1992	Dallas Cowboys	asst. head coach/def coord	13-3-0	3-0 Won Super Bowl XXVII, 52-17 (Buffalo)
1993	Chicago Bears	head coach	7-9-0	

* NCAA Champions

College regular season total (14 seasons)	106-44-4
Bowl record	6-3-0
NFL regular season total (five seasons)	39-41-0
NFL playoff total	4-1-0
19 season career total (.635)	155-89-4

Career highlights:

- * May 21, 1952.....Born in Pittsburgh, Pennsylvania.
- * 1970-73.....Offensive tackle at University of Pittsburgh.
- * 1974.....15th round selection by Green Bay Packers. Spent entire season on IR.
- * 1975.....Begins coaching career at University of Pittsburgh under Johnny Majors.
- * 1977.....Pitt is undefeated (12-0) in winning the NCAA championship.
- * 1979-82.....Joins Jimmy Johnson's Oklahoma State staff.
- * 1983-85.....Joins Ted Tollner's staff at USC.
- * 1986-88.....Rejoins Johnson as defensive coordinator at University of Miami.
- * January 1, 1988.....Hurricanes are undefeated (12-0) in winning the NCAA championship.
- * 1989-92.....Dallas Cowboys defensive coordinator.
- * January, 1992.....Named Assistant Head Coach/Defensive Coordinator by Jimmy Johnson.
- * January 19, 1993.....Named 11th head coach in Bear history.
- * January 31, 1993.....Leads defense to nine turnovers as Cowboys rout Bills, 52-17, in Super Bowl XXVII.
- * Sept. 26, 1993.....Earns first win as head coach as Bears beat Tampa Bay 47-17 at Soldier Field.

ASSISTANT COACHES



RON TURNER

Offensive Coordinator / QBs

Ron Turner joined the club following the 1992 season as offensive coordinator and quarterbacks coach. In addition, Turner also calls offensive plays from the press box.

The 40-year old Turner entered the pro ranks after a successful college coaching career. In 1992, in his only year as a head coach, Turner led San Jose State to a 7-4 record, second in the Big West. The Spartans gained over 400 yards per game while averaging 30 points, ranking 15th in the nation.

Turner spent the previous 15 years as an assistant at the major college level. He earned the SJSU top job after coordinating the Stanford offense for three seasons under Dennis Green where he helped develop Tommy Vardell (Browns) and Glyn Milburn (Broncos).

As a player, Turner was a second-team wideout JUCO all-American at Diablo Valley before transferring to Pacific. He led UOP in receiving in 1975 and 1976, totaling 40 catches for 666 yards and three TDs. The following season he spent with Pacific as a graduate assistant before landing as receivers coach at Arizona. In 1981, Turner joined Green at Northwestern where he coached Sandy Schwab to a pair of NCAA single game records (45 completions, 71 pass attempts) and several freshman marks.

Turner became the quarterbacks coach at Pittsburgh in 1983 before taking a similar post at USC in 1985. As part of Ted Tollner's staff, Turner worked with Dave Wannstedt who was a defensive assistant. In 1986, Turner's duties expanded to include receivers and offensive coordinator where he worked with 1988 Heisman runner-up, Rodney Peete and Sean Salisbury. In 1987 when Larry Smith took over the Trojan program, Turner was the lone assistant retained and moved to receivers coach. The following season, he joined Texas A&M as the quarterback coach. In his college tenure, Turner was part of six bowl teams.

Turner's brother Norv, was named Head Coach of the Washington Redskins in February, after helping the Dallas Cowboys win the last two Super Bowls as offensive coordinator. Ron was born December 5, 1953 in Martinez, CA. He and his wife, Wendy, have four children: sons Morgan and Cameron and daughters Callan, and Madison Amy.

Name	Seasons	Years	Fears, Ivan	1	1993
Abramowicz, Danny	2	1992-93	Fichtner, Ross	3	1975-77
Allen, George	8	1958-65	Fortunato, Joe	2	1967-68
Anderson, Hunk	8	1940-42; 46-50	Frei, Jerry	3	1978-80
Austin, Bill	1	1971	George, Bill	1	1972
Bratkowski, Zeke	3	1972-74	Gerhart, Doug	1	1979
Brooks, Clarence	1	1993	Gibron, Abe	7	1965-71
Brumbaugh, Carl	3	1938; 40; 44	Gillman, Sid	1	1977
Callahan, Ray	3	1975-77	Goldston, Ralph	1	1974
Carr, Jim	3	1969; 73-74	Grange, Red	8	1933-40
Cherundolo, Chuck	6	1966-68; 72-74	Handler, Phil	17	1952-68
Cody, Ed	6	1965-70	Haupt, Dale	8	1978-85
Conner, George	2	1956-57	Hilton, John	3	1975-77
DeCorrevont, Bill	1	1949	Hughes, Ed	7	1982-88
Dimancheff, Babe	3	1966-68	Jagade, Chick	1	1956
Dooley, Jim	14	1963-67; 81-89	Johnsos, Luke	30	1935-39; 41-42; 46-68
Dovell, Whitey	3	1972-74	Kazor, Steve	11	1982-92
Driscoll, Paddy	20	1941-55; 58-62			
Ecklund, Brad	3	1975-77			

ASSISTANT COACHES



BOB SLOWIK

Defensive Coordinator / DBs

In Bob Slowik's first year as a NFL defensive coordinator, his unit finished fourth in the NFL in fewest yards while allowing just 230 points, third best in the league. Slowik, among the first hires of Dave Wannstedt last January, also coaches the defensive backs. Slowik came to the Bears from the Dallas Cowboys staff, where he was a defensive assistant for one season. In his first year in Chicago, three of his players, Richard Dent, Mark Carrier, and Donnell Woolford, were named to the Pro Bowl.

At Dallas, Slowik's primary responsibility was the nickel defense which proved to be one of the league's best — allowing teams a NFL-low 27.2% on third down attempts. The Cowboys 1992 defense was best in yards allowed (249.5/game), rushing yards allowed (77.8/game), first downs (241), rushing first downs (68), third down conversions (50), and third down defense (27.2%), and was second in the league in average gain per play.

Prior to joining the Cowboys, Slowik coached outside linebackers at East Carolina from 1990-92 helping the Pirates to their highest national ranking (ninth) and best record (11-1) in school history in his final year. Following a Peach Bowl victory over NC State on Jan. 1, 1992, Slowik was named defensive coordinator; soon thereafter he joined the Cowboys.

Slowik was a two year starting cornerback at the University of Delaware where he helped the Fightin' Blue Hens to a 16-6 record his final two seasons. Delaware reached the quarterfinals of the NCAA Division 1-AA playoffs his senior season. Slowik received both his undergraduate and master's degree in physical education from Delaware.

His coaching career started as a grad assistant for Delaware (1977). He then became a part-time defensive assistant at Florida (1979-82) where wife Carol was the Head Women's Track Coach. Slowik became the secondary coach at Drake in 1983 before joining the Rutgers staff in 1984 in the same capacity.

Born in Pittsburgh on May 16, 1954, Slowik attended Baldwin High along with Wannstedt. His brother, Joe, played football at Penn State in 1974. Bob and Carol have four children: Ryan, Andrea, Bobby, and Steven.

Kuhlmann, Hank	5	1978-82	Ronzani, Gene	3	1947-49
Landry, Greg	7	1986-92	Ryan, Buddy	8	1978-85
LaRue, Jim	12	1978-89	Scovill, Doug	1	1978
Levra, John	7	1986-92	Shaughnessy, Clark	12	1951-62
Lord, Bob	1	1974	Shaw, Bob	3	1969-71
Luckman, Sid	16	1954; 56-70	Shinnick, Don	2	1970-71
Mainord, Carlos	1	1993	Shula, Mike	1	1993
Marchibroda, Ted	1	1981	Slowik, Bob	1	1993
Mather, Chuck	8	1958-65	Stanfel, Dick	12	1981-92
McGinnis, David	8	1986-93	Stoltz, Jerry	4	1973-76
Meyer, Ken	3	1978-80	Stydahar, Joe	2	1963-64
Moss, Perry	4	1970-73	Tobin, Vince	7	1986-92
O'Connor, Fred	3	1975-77	Turner, Clyde "Bulldog"	5	1952-56
Pendry, Joe	1	1993	Turner, Ron	1	1993
Plumb, Ted	6	1980-85	Walquist, Laurie	2	1933-34
Rapp, Vic	4	1989-92	Wilson, George	2	1947-48
Ringo, Jim	3	1969-71	Wise, Tony	1	1993
Roland, Johnny	11	1982-92	Yaralian, Zaven	3	1990-92



TONY WISE

Offensive Line

Tony Wise, the offensive line architect of the World Champion Dallas Cowboys in 1992, begins his second season in the same capacity with the Bears.

Wise's line was improved during the off-season with the addition of free agent Andy Heck who will join a line hindered by injuries last season forcing several players out of position.

In his final season in Dallas, Wise's unit produced two Pro Bowl players in guard Nate Newton and center Mark Stepnoski. None of the Cowboys' starters on the 1992 offensive line was higher than a third-round pick. The Cowboys led the NFL in rushing in 1992 and were second in fewest sacks allowed. Wise joined the Cowboys in 1989 where he immediately endured a 1-15 season. There was a bright side as his line allowed just 30 sacks, tying the Cowboys record for fewest sacks allowed which was set in the 14-game season of 1974.

Wise was with Jimmy Johnson for four seasons in Miami where the Hurricanes had their two best offensive seasons ever in 1985 (461.5 avg) and 1988 (452.5 avg). In the 1988 Orange Bowl, the Hurricanes started three linemen at new positions but still defeated Oklahoma, 20-14.

Wise began his career at Albany State in 1973 coaching the outside linebackers. He served one-year stints at Bridgeport, Central Connecticut State, and Washington State before joining the Pittsburgh staff in 1977 where he first coached with Dave Wannstedt. Two seasons later he was at Oklahoma State for a five-year stint before spending a year with Syracuse in 1984.

Anthony Charles Wise was born in Albany, NY on December 28, 1951, and graduated from Shaker High in Latham, NY. He lettered in football, lacrosse, and hockey at Ithaca College.



IVAN FEARS

Wide Receivers

Ivan Fears joined the Bears staff following the 1992 season after spending the previous two years as receivers coach of the New England Patriots. Fears receiving corps was effected in 1992 with loss of Wendell Davis, leaving Tom Waddle as the only veteran with free agent Terry Obee and rookie Curtis Conway. The receiving corps is expected to improve with the off-season acquisition of Jeff Graham.

Before joining the Bears, Fears spent the previous 11 seasons as receivers coach at Syracuse (1980-1990) under ex-Patriots coach Dick McPherson. Eight of the Orangemen's top 10 single season reception and yardage leaders were coached by Fears including current pros Rob Moore, Scott Schwedes, and Tommy Kane. Two of Fears' coaching mates at Syracuse were current Bears' assistants Tony Wise and Clarence Brooks.

A three-year letterman at William and Mary (1973-75), Fears career as a running back was cut short by three knee operations. He began his coaching career as a graduate assistant for his alma mater in 1976, coached the wide receivers in 1977, and handled the quarterbacks for two years (1978-79) before joining the Orangemen.

The 39-year old Fears is a native of Suffolk, Virginia. He starred at John Yates High and was twice named the school's Outstanding Player of the Year. He also earned all-state honors as a senior.

Born November 15, 1954 in Portsmouth, VA, Ivan and his wife Beverly have two sons (Joshua and Aaron) and one daughter (Kimberly).



JOE PENDRY

Running Backs

Joe Pendry brought a wealth of NFL coaching experience and success when he was named to Dave Wannstedt's coaching staff last year. A 25-year coaching veteran, Pendry spent four years as the Chiefs' offensive coordinator before joining the Bears. In 1991, the Chiefs set a club record with 322 first downs and ranked third in the AFC and fifth in the NFL averaging 332.6 net yards. It was the best for a Kansas City club since NFL and AFL merged in 1970.

Prior to joining the Chiefs, Pendry worked four seasons under Marty Schottenheimer at Cleveland. After three seasons as the Browns running back coach, he was named offensive coordinator in 1988.

Pendry's first pro experience came with the USFL's Philadelphia Stars as the offensive coordinator during the '83 championship season. The following year he was named head coach of the Pittsburgh Maulers before the league folded in 1985.

As a tight end at West Virginia, Pendry suffered a spinal injury during his sophomore season which ended his playing career, allowing him to become student/coach for his final two years. He was appointed a graduate assistant in 1969 and given the freshman head coaching duties the following season. From 1971-74 he coached the Mountaineers receivers and offensive line.

In 1975, Pendry became offensive coordinator at Kansas State before returning to West Virginia in the same capacity in 1976. After two seasons he moved to Pittsburgh where he handled the quarterbacks (1978) and offensive line (1979). Pendry then spent two seasons as Michigan State offensive coordinator before joining the Stars.

Born August 5, 1947 in Welch, West Virginia, Joe and his wife Sandi have one son (Joe) and one daughter (Jill).



MIKE SHULA

Tight Ends

The youngest member of Dave Wannstedt's coaching staff is 29-year old Mike Shula who enters his second season as Tight Ends coach. Shula spent the previous two seasons with the Miami Dolphins as both a coaching assistant and pro scouting assistant working under Director of Player Personnel Tom Heckert.

Shula joined the Dolphins after spending three seasons working for the Tampa Bay Buccaneers under his college coach, Ray Perkins. He started as an offensive assistant/quarterback coach in 1988 and 1989

and worked with the QBs in 1990.

Shula was an all-SEC quarterback as a senior at Alabama (1983-86) and led the Crimson Tide to a pair of bowl wins. He became just the second player in school history to pass for over 2,000 yards in one season (2,009 in 1985). Shula graduated with a bachelor's degree in labor relations and was a 12th round selection by Tampa Bay in 1986. He was waived in the final cutdown (2-5, 40 yards, 1 TD in the pre-season), and rejoined the team later in the season following the players strike.

Born in Baltimore on June 3, 1965, Mike is the third Shula coaching in the NFL. Father Don has been a head coach for 30 years and broke George Halas' all-time victory record last season while brother David begins his third season in charge of the Cincinnati Bengals. He is single.



CLARENCE BROOKS

Defensive Line

Clarence Brooks was named the Bears defensive line coach on February 5, 1993 after spending 16 years as an assistant at the collegiate level. It was a stellar year for Brooks' line as Richard Dent earned a Pro Bowl berth while the other end, Trace Armstrong was an alternate. Chris Zorich became an impact player in his first season as a starter while fellow tackle Steve McMichael set the club's all-time record for most games played.

Before joining the Bears, Brooks spent three seasons in the same capacity at the University of Arizona. In 1992, the 'Cats allowed opponents just 1.9 yards per rush and recorded 40 sacks.

Prior to joining the Arizona staff, Brooks spent nine seasons at Syracuse (1981-89): the first six in charge of outside linebackers and the final three with the defensive line. He worked under Dave Wannstedt in 1989 when he was the Cowboys minority fellowship coach during training camp.

A native of New Bedford, Mass., Brooks earned several honors as an offensive guard at Massachusetts. He was the team captain in his senior season, leading the team to a victory in the Boardwalk Bowl. After graduating from Massachusetts in 1973 with a bachelor's degree in sociology, Brooks was a coach and teacher in the New Bedford school system. He got into coaching full time when Dick McPherson hired Brooks in 1976 as the defensive ends coach at Massachusetts.

Born in New York on May 20, 1951, Clarence L. Brooks and his wife Justa Gomes have one son (Jason) and one daughter (Adrienne).



DAVID MCGINNIS

Linebackers

The dean of the Bears coaching staff is David McGinnis, who enters his ninth season as the club's linebackers coach.

McGinnis was part of a defensive staff that led the NFL in fewest points allowed in 1986 (record low 187) and 1988 and ranked first or second in total defense in 1986, 1987, and 1988. McGinnis has coached Pro Bowl players at all three linebacker spots, Otis Wilson and Wilber Marshall on the outside and middle linebacker Mike Singletary — who made the Pro Bowl every season under McGinnis.

Last season, Singletary's replacement, Dante Jones, tallied 189 tackles and four interceptions in his first year as a starter.

Prior to joining the Bears, McGinnis spent 13 years coaching at the major college level. His first assignment was as freshman coach at his alma mater, Texas Christian, in 1973-74. In 1975, he moved to Missouri to coach the linebackers and secondary. McGinnis joined the Indiana State staff in 1978 as secondary coach and was responsible for recruiting the Chicago area. He returned to TCU in 1982 for a season as defensive backfield coach before joining the Kansas State staff as defensive end and linebacker coach from 1983-85.

McGinnis was a two-year starter as a defensive back at TCU from 1970-72, earning academic all-SWC honors both seasons. His five interceptions as a junior tied Lyle Blackwood for most in the Southwest Conference.

Born on August 7, 1951, in Independence, Kansas, McGinnis grew up in Texas and attended Snyder High School. He is married (Kim).



CARLOS MAINORD

Defensive Assistant

Carlos Mainord, a 27-year coaching veteran, joined the Bears staff as a defensive assistant on February 9, 1993. Mainord works with the defensive backs and coordinates the Bears nickel defense. Last season, the Bears ranked fourth in total defense and third against the pass as opponents completed 37.4% on third downs, 10th best in the NFL.

Before coming to Chicago, Mainord spent six years as assistant head coach and defensive coordinator at Texas Tech. He had three different stints with the Red Raiders, totalling 10 years at the school. In 1986, Mainord worked as the secondary coach for the national champion Miami Hurricanes with Dave Wannstedt after spending the three previous seasons in the same capacity at Texas Tech.

An all-district linebacker at Greenville (TX) High School, Mainord starred at Navarro Junior College before garnering all-America honors at McMurry College in 1965. Upon graduation he coached the linebackers at McMurry for two years before making his first appearance at Texas Tech as linebackers coach (1968). The following season he took the defensive coordinator position at Ranger Junior College rising to the head job in 1972. He capped his six seasons with 7-2-1 and 9-1 marks, including a Top 10 ranking, before taking a position as assistant head coach and defensive coordinator with Rice in 1978. He returned to Texas Tech in 1983 as the Red Raiders led the NCAA in pass defense and finished second in 1984.

Born in Greenville, TX on August 26, 1944, Mainord is married (Judy) and has four sons: (Matt, Mark, Tommy, and Cody) and one daughter (Cari).



DANNY ABRAMOWICZ

Special Teams

One of the most prolific receivers in NFL history, Danny Abramowicz joined the Bears staff as special teams coach on January 9, 1992. Abramowicz' highly productive 1993 kicking teams were led by the punt and kickoff coverage units which ranked first and third, respectively, in the NFL.

Abramowicz graduated from Xavier University in Cincinnati in 1967 with a degree in education. He was a 17th round draft choice by the New Orleans Saints that year and played seven seasons with the Saints before concluding his career at San Francisco (1973-74). In 1969, Abramowicz led the NFL with 73 catches and was named all-pro and the Saints' MVP. He is second in Saints' history in catches (309), yards (4,875), and TDs (35), trailing Eric Martin who passed him in 1990. Abramowicz completed his pro career with 371 receptions for 5,704 yards and 39 TDs. In his final two seasons at San Francisco, Abramowicz became an outstanding special teams coverage player.

Abramowicz has been inducted into the Xavier and Saints' Halls of Fame, the National Polish Hall of Fame, and was named to the Saints' Silver Anniversary Team in 1991. Following his football career, Abramowicz was a salesman in the oil field industry and also spent five seasons on the Saints Radio Network as an analyst. He left private business in 1989 to become head coach at Jesuit High School in New Orleans where he compiled a 20-14 record before joining the Bears.

Born July 13, 1945 in Steubenville, Ohio, Dan and his wife, Claudia, have two sons (Danny, Andrew) and one daughter (Stephanie).



TRACE ARMSTRONG

93

Defensive End**6-4 260****October 5, 1965****Florida****Bears Season: 6th NFL Season: 6th****Acquired by Bears in first round of 1989**

PRO CAREER: 34.5 career sacks...Has missed just seven games in five seasons as a pro...Player of the Week in '93; Player of the Month in '90...All-rookie in '89.

1993 SEASON: Second on club with career-high 11.5 sacks...Named NFC Defensive Player of the Week for three tackles, one forced fumble, two fumble recoveries, and two sacks on Thanksgiving Day win over Det (11/25)...Six tackles and two sacks at Phil (10/10)...Career-best 2.5 sacks at KC (11/21)...Two sacks and season-high eight stops at TB (12/12)...Post-season scope on left knee (2/7/94). **Games played-started:** 16-16

PREVIOUS SEASONS: **1992** — Third on team with 6.5 sacks...Game ball for nine tackles and key sack in opener vs. Det (9/6)...Forced and recovered fumble vs. Giants (9/21)...Missed second half of game at Min (10/4) with respiratory infection...Career-high seven solo stops in Sunday night contest vs. Cincinnati...Did not play at TB (11/15) with injured ankle...Season-high 10 tackles and one sack at Clev (11/29)...Inactive at Hou (12/7) with sore knee. **1991** — Tied career-high with 11 stops vs. NYG (9/15); earned game ball as part of field goal block team...Strained right knee ligaments in OT vs. NYJ (9/23) after making nine tackles...Placed on IR (9/25) and missed four games...Earned first full sack of season vs. GB (12/8) and game ball in shutout vs. TB (12/14). **1990** — NFC Defensive Player of the Month in September (25 tackles, five sacks, two forced fumbles, one fumble recovery, one pass defended)...Game balls for two-sack games vs. Sea (9/9) and at GB (9/16)...Tied career-high 11 tackles vs. Min (9/23)...One sack in five of six games from Oct. 28 to Dec. 2...Spent night in hospital receiving intravenous fluids before Lions game (12/16), but played entire game and led team with eight tackles...Sack and blocked field goal attempt in playoff game against Saints...Second to Dent on team in sacks (10) and fifth with 82 tackles. **1989** — Moved into vacant LE position in pre-season and became starter...Third on team with five sacks...Severely sprained ankle at TB (10/8), but missed just one game...Game ball at Det (9/24) for seven stops and first NFL sack...Moved to DT in nickel downs for last half of season...Season-high 11 tackles in rematch vs. TB (11/19)...Drafted in first round (12th overall).

COLLEGIATE, PERSONAL: Played final season for Florida after transferring from Arizona State...Granted immediate eligibility after NCAA waived its transfer rule in unusual academic status case from high school...First-team all-America by *Sporting News*; second-team from *Football News*...Starting left tackle as senior, recording 59 tackles, school-record 19 tackles-for-loss, and seven sacks as first-team all-SEC choice...Left knee scope after Vanderbilt game in which he had seven solos, two tackles-for-loss, a fumble recovery, sack, and deflected pass...Returned for next game vs. Auburn and responded with six tackles, sack, tackle-for-loss, and pass deflection...Missed All-American Bowl with second minor knee scope...Started 10 games as junior for ASU and led Sun Devils with seven sacks and 10 tackles-for-loss...Best outing was six tackles and three sacks vs. UTEP...46 tackles led defensive line...Eight games played (two starts) as sophomore...Finished with 26 tackles (17 solos), a sack and a pair of tackles-for-loss...Appeared in 10 games, starting three, as freshman...Had 32 tackles, with season-best five stops vs. Cal. in first start...Redshirt in 1984 season...Lettered three years as inside linebacker at John Carroll High...All-state and *Birmingham News* Top 12 players in Alabama...Hobbies include hunting, car restorations, golf, and reading...Winner of 1989 Piccolo Award, voted on by Bear teammates after season...Board member of Piccolo Foundation...Supporter of the Chicago Historical Society...Spokesperson for the Les Turner Amyotrophic Lateral Sclerosis Foundation (ALS)...Youngest member ever to serve on NFLPA six-member executive committee...Psychology degree...Began law school in '93 off-season...Given name Raymond Lester Armstrong...Married (Tami)...Son (Jared).

TROY AUZENNE

Armstrong's Pro Stats

	Int-Yds	Tkls-Solo	Force Fum	Fum Rec	Pass Def	Sack-Yds	G-GS
1989	0-0	80-37	1	1	1	5-17	15-14
1990	0-0	82-33	2	2	4	10-59	16-16
1991	0-0	56-26	0	0	0	1.5-8	12-12
1992	0-0	75-40	1	1	0	6.5-35	14-14
1993	0-0	58-34	3	3	2	11.5-57	16-16
Career	0-0	351-170	7	7	7	34.5-176	73-72
Playoffs							
1990	0-0	8-3	0	0	0	2-19	2-2
1991	0-0	0-0	0	0	0	0-0	1-1
Career	0-0	8-3	0	0	0	2-19	3-3

Armstrong's Single Game Highs

Tackles: 11 vs. TB (11/19/89); vs. Min (9/23/90); vs. NYG (9/15/91)

Solo: 7 vs. Cin (11/8/92)

Sacks: 2.5 at KC (11/21/93)

Fumble recoveries: 2 at Det (11/25/93)



TROY AUZENNE

70

Tackle
6-7 300
June 26, 1969
California

Bears Season: 3rd NFL Season: 3rd

Acquired by Bears in second round of 1992.

PRO CAREER: In '92 became first Bear offensive rookie to start all 16 games since Covert in '83.

1993 SEASON: Started final 10 games at left tackle...Injured knee in fourth quarter of pre-season finale and was inactive first five weeks of season...Returned vs. Min (10/25) as starting right tackle and moved to left side following week for remainder of season. **Games played-started: 11-11**

PREVIOUS SEASONS: 1992 — All-rookie by *Pro Football Weekly*, *College and Pro Football Weekly*, and *Football News*...Moved from right to left tackle in second week of training camp...Won left tackle job and opened all 16 games...Game ball in Week 4 vs. Atl...Injured left shoulder next week at Min (10/4) and missed fourth quarter...Played remainder of the season with a shoulder harness...Off-season surgery on left shoulder (1/4)...Drafted in second round (49th) overall.

COLLEGIATE, PERSONAL: Four year starter who is an excellent pass protector because of quickness and agility...First-team all-American selection and consensus all-PAC 10 as senior...Anchored offensive line which averaged 214.6 yards rushing...Provided key block in Russell White's 72-yard TD run vs. USC as Bears compiled 389 yards on the ground...Second-team all-PAC 10 in junior campaign...Started every game at left tackle, participating in 835 of team's 843 offensive plays (99.1%)...Started nine games at left tackle as sophomore...Chipped bone in ankle against UCLA missed USC and San Jose State contests...Started final eight games in freshman season at left tackle...Redshirted in 1987...First-team all-Angeles League and all-San Gabriel Valley choice at Bishop Amat (Baldwin Park, CA) High...Part of state champion team in high school which compiled 11-1 record in 1986...Lettered once in track...Liberal Arts major...Given name Troy Anthony Auzenne...Single.

Auzenne's Pro Stats

Games-Starts: 27-27 — 1992 (16-16), 1993 (11/11)



MYRON BAKER

91

Linebacker**6-1 228****January 6, 1971****Louisiana Tech****Bears Season: 2nd NFL Season: 2nd*****Acquired by Bears in fourth round of 1993.***

PRO CAREER: Scored two TDs as rookie...Enters '94 as back-up to Joe Cain at Will linebacker.

1993 SEASON: Blocked Sean Landeta's punt vs. NYG (9/5) and returned five yards for TD...Seven stops, four solo in opener...Two fumble recoveries including one for eight-yard TD vs. TB (9/26)...Three tackles in Monday night contest vs. Min (10/25)...Five stops in finale at Rams (1/2)...Drafted in fourth round (100th overall). **Games played-started:** 16-0

COLLEGIATE, PERSONAL: Played first three years at outside linebacker before moving inside as senior...Led team in tackles final three years as a full-time starter...Finished with 379 career tackles, 191 solo, and 8.5 sacks...All-American honorable mention choice as senior by *Football News*...Led team in tackles with career-high 132 stops, 72 solos...Registered 16 tackles vs. Baylor in first game as middle linebacker...Registered 13 tackles, eight solo, seven-yard sack, two-yard tackle-for-loss, 35-yard interception, and forced a fumble against East Tennessee State...Nine double-digit tackle games...Second-team all-South Independent selection after junior season...Led team with 111 tackles...Had 19 stops including 11 solo tackles vs. Eastern Michigan...Led team with 119 tackles and 4 sacks as sophomore...Recorded 8 tackles, a half-sack, and interception in win over Stephen F. Austin...Played in 10 games as true freshman...Had 17 tackles (7 solos) with 1.5 sacks...Co-winner of 1993 Piccolo Award (with Albert Fontenot) as voted on by Bear teammates after season...Three-time all-district and two-time all-state linebacker at Louisiana's Haughton High...Attended high school and college with brother, Lorenzo...Also lettered in track...Education major...Given name Myron Tobias Baker...Single.

Baker's Pro Stats

	Int-Yds	Tkls-Solo	Force Fum	Fum Rec	Pass Def	Sack-Yds	G-GS
1993	0	23-10	0	2	0	0	16-0
Career	0	23-10	0	2	0	0	16-0

ON THE DEFENSE

On December 5, 1993, the Bears defeated the Packers at Soldier Field, 30-17. Three of Chicago's touchdowns were scored by their defense as Mark Carrier and Jeremy Lincoln returned interceptions and Dante Jones brought back a fumble.

It wasn't the first time Chicago's defense scored three times. The only other game was in 1940 when the Bears visited Griffith Stadium to play the Washington Redskins in the NFL Championship. Chicago won, 73-0, returning three touchdowns for scores, all in the third quarter.



ANTHONY BLAYLOCK

47

Cornerback**5-10 185****February 21, 1965
Winston-Salem (NC)****Bears Season: 2nd NFL Season: 7th*****Acquired by Bears as unrestricted free agent in 1993.***

PRO CAREER: Signed with Bears as unrestricted free agent (4/21/93)...Has started 28 games in seven seasons.

1993 SEASON: Started first six and final three games...Six solo tackles and first interception as a Bear vs. TB (9/26)...Four tackles in MNF game vs. Min (10/25), but broke left ring finger...Surgery (10/27) and was inactive next seven games...Returned vs. Den (12/18) with four solos...Three stops and second interception vs. Det (12/26). **Games played-started: 9-9**

PREVIOUS SEASONS: 1992 — Started first eight games before spraining an ankle in practice...Missed five games before returning for final two...Strained shoulder and bruised ribs in season finale at Sea (12/27)...Started both playoff games contributing five solo tackles. **1991** — Played in five games...Made lone start of season vs. Phil (11/10) and injured rotator cuff...Placed on IR (11/13)...Waived by Clev and claimed by San Diego (11/26)...Played two games with Chargers. **1990** — Seven starts...Returned fumble 30 yards in opener vs. Pit (9/9)...First pro interception came vs. SD (9/23)...Had 45-yard interception at SF (10/28)...Career-high nine stops (all solo) at Hou (12/9). **1989** — Registered four sacks...Fifth on team with 16 special teams tackles...Made first pro start at Det (11/23) as Browns used four CBs vs. Lions' run-and-shoot...Two sacks, forced fumble, and four tackles vs. KC (11/19)...Played in playoff game vs. Buf (1/6/90); active but did not play following week at Den (1/14/93). **1988** — Saw action on special teams contributing six tackles...Injured back and placed on IR (12/11)...Fourth-round selection (103rd overall) by Cleveland.

COLLEGIATE, PERSONAL: Totaled 217 tackles, 13 interceptions, seven blocked punts, and four safeties in four collegiate seasons...Career-high 61 stops and six picks as second-team all-conference as senior...First-team all-CIAA with four blocked punts and three interceptions as junior...First-team all-conference with three interceptions, two safeties, and one blocked punt in sophomore season...Physical education major...Lettered in football, basketball, and track at Garner High (NC)...Collects exotic birds (parrots)...Given name Anthony Darius Blaylock...Single.

Blaylock's Pro Stats

	Int-Yds	Tkls-Solo	Force	Fum	Fum Rec	Pass Def	Sack-Yds	G-GS
1988 Clev	0-0	0-0	0	0	0	1	0-0	12-0
1989 Clev	0-0	35-27	2	0	0	0	4-29	16-1
1990 Clev	2-45	45-34	1	1	1	1	1-4	16-7
1991 Clev	0-0	8-5	0	0	0	0	0-0	5-1
1991 SD	0-0	0-0	0	0	0	0	0-0	2-0
1992 SD	2-0	37-33	0	0	6	0-0	11-10	
1993 Bears	2-3	37-30	0	0	6	0-0	9-9	
Career	6-48	162-129	3	1	14	5-33	71-28	

Playoffs

1988 Clev	Injured Reserve — back							
1989 Clev	0-0	2-1	0	0	0	0-0	1-0	
1992 SD	0-0	5-5	0	0	1	0-0	2-2	
Career	0-0	7-6	0	0	1	0-0	3-2	

Blaylock's Single Game Highs

Tackles: 9 at Hou (12/9/90)

Solo: 9 at Hou (12/9/90)

Sacks: 2 at KC (11/19/89)



MARK BORTZ

62

Guard

6-6 290

February 12, 1961

Iowa

Bears season: 12th NFL Season: 12th

Acquired by Bears in eighth round of 1983.

PRO CAREER: Starter since 1984...String of 72 straight starts snapped in '91...Played in every game in seven of 11 seasons...College defensive tackle who was converted to offensive lineman as rookie...Voted to Pro Bowl in '91 after being an alternate in '89 and '90.

1993 SEASON: One of just two offensive linemen to start every game...Played in every game for first time in three seasons. **Games played-started:** 16-16

PREVIOUS SEASONS: **1992** — Opened season at left guard...Pulled abdominal muscle (not related to 1991 injury) and missed next four games...Returned after off-week to start final 11 games...Right elbow surgery (1/28). **1991** — Started just nine games due to back and leg injuries...Injured back in practice after season opener, and was inactive at TB (9/8) which snapped string of 72 consecutive starts...Returned to starting line-up following week (9/15) and earned game ball for effort on special teams in blocking Giants field goal attempt in final minute...Pulled abdominal muscle in first quarter at Min (11/11) and missed the remainder of the season, being inactive each game...Started playoff game vs. Dal (12/29) and rotated by series with Fontenot. **1990** — Started all 16 games extending start streak to 71 straight—longest on team...Member of offensive line named NFC Offensive Player of the Week for 223-yard rushing performance at Phx (10/28)...Game ball vs. Min (9/23)...Left Denver game (11/18) in first quarter after suffering mild concussion...Left Tampa game (12/23) in third quarter with pinched nerve in neck...Off-season surgery on left shoulder (1/31) prevented him from playing in Pro Bowl. **1989** — Game ball for role in no-sack and 164-yard rushing performance vs. Min (9/17)...Selected as Pro Bowl alternate for second straight year. **1988** — Played in first Pro Bowl of career as first alternate...Started all 16 games...Replaced in first quarter at Min (12/19) after suffering thigh bruise. **1987** — Started all 12 union games. **1986** — Started 15 games, missing game vs. Min (10/5) with strained knee...Caught deflected pass for eight yards vs. Det (10/26)...Game ball vs. TB (12/7) after team had season-high 245 yards rushing. **1985** — Started all 19 games. **1984** — Missed game vs. Min (10/28), with sprained ankle. **1983** — Played in all 16 games as back-up...Drafted in eighth round (219th overall).

COLLEGIATE, PERSONAL: All-Big Ten defensive tackle at Iowa...Career: 231 tackles, 126 solos, eight pass deflections, six fumbles recovered, forced fumble, and blocked kick...Several all-America teams as senior...All-state in football and basketball as prep at Pardeeville High (Wisconsin), just 30 miles north of Madison...Active outdoorsman who enjoys hunting and fishing...Grew up in Pardeeville with eight brothers and sisters...Owns home on lake in Wisconsin...General studies major...Given name Mark Steven Bortz...Married (Liza)...Two sons (Benjamin and Simon).

Bortz's Pro Stats

Games-Starts: 159-143 — 1983 (16-0); 1984 (15-15); 1985 (16-16); 1986 (15-15); 1987 (12-12); 1988 (16-16); 1989 (16-16); 1990 (16-16); 1991 (9-9); 1992 (12-12); 1993 (16-16).

Also: Caught 1 pass for 8 yards in 1986.

Playoffs: 12-12 — 1984 (2-2); 1985 (3-3); 1986 (1-1); 1987 (1-1); 1988 (2-2); 1990 (2-2); 1991 (1-1)



KEVIN BUTLER

6

Kicker
6-1 205
July 24, 1962
Georgia

Bears Season: 10th NFL Season: 10th
Acquired by Bears in fourth round of 1985.

PRO CAREER: Holds 19 club records: points, career (915); points, season (144 in 1985); FG, career (199); FG, season (31 in 1985); FG attempts, season (41 in 1986); consecutive FG, lifetime (24 in 1988-89); consecutive FG, games (13 in 1985-86 and 1990); FG pct., lifetime (72.9); FG pct., season (81.6 in both 1988 & 1989); 50-yard FG, career (14); 50-yard FG, season (5 in 1993); long FG (55-yards, tied); extra point attempts (328); extra points (318); post-season points, career (63); post-season FG, career (15); post-season FG, game (3); and post-season FG, long (46 yards)...Has connected on nine of 14 FG attempts with less than a minute remaining or in overtime. After two misses, the Bears won in OT on a Butler field goal...Has played in all 150 games since being drafted in 1985 (140 regular season, 10 playoff); has scored in the last 67 games (64 regular season, three playoffs)...Averaged 102 points per season in nine-year career...25th all-time in NFL scoring with 915 points.

1993 SEASON: Scored 50% of offensive points (102 of 204)...Set club record with five 50-yarders...Tied career-high with 17 points vs. TB (9/26) with 5-5 FGs and 4-4 PATs...Game ball for scoring every point in 6-0 win over Atl (10/3) with 48 and 52-yard field goal...Had 55-yard FG vs. Min (10/25) which was personal best, longest at Soldier Field, and tied club long...Connected on 54-yarder at SD (1/14), longest by a Bear on the road until he made a 55-yarder at TB (12/12) four weeks later, also longest ever in Tampa Stadium...Twelve points vs. GB (12/5)...Lone kickoff of season was at SD (11/14). **Games played: 16**

PREVIOUS SEASONS: 1992 — Tied Payton as Bears all-time scorer vs. Atl (9/27) with five extra points and two field goals...Set record the following week at Min (10/4) on 50-yard first-quarter field goal...Season-high 12 points at GB (10/25)...Missed four of five field goals in two game stretch (11/8 to 11/15), but then did not miss the rest of season (five attempts)...Did not attempt a field goal in four games. **1991** — Became Bears all-time PAT leader at Min (11/11) connecting on all four attempts. Also hit eighth career 50-yard field goal which extended his own club record...Connected on both field goal attempts in playoff game vs. Dal...Had eight two-field goal regular season games...Injured hip vs. Det (11/3) while making a tackle on a kickoff...Kicked off left-footed at Min (11/11) in second half...Relieved of kickoff duties at Det (11/28) when Gardocki was activated, and did not kickoff the remainder of the year. **1990** — Attempted field goal in every game, making at least one in 15 of 16 games tying club record (his own) with one in 13 straight games...Second in NFC with 114 points...Game balls vs. Min (9/23) and vs. GB (10/7) for two 50-yard FGs in each game. Only seven other NFL kickers have ever booted four 50-yarders in a single season...51-yard FG vs. Min came with 0:04 remaining and gave Bears 19-16 win...Kicked game-winning 44-yarder in overtime at Den (11/18) after hitting left upright on 41-yarder in final seconds of regulation...Had 36-yard attempt blocked vs. Min (9/23) and 40-yarder by TB (11/4)...Suffered separated shoulder at Det (12/16) later in game while making tackle on kickoff. **1989** — Set NFL record for Most Consecutive Field Goals with a 33-yard kick at Min (12/3) giving him 24 straight. Streak lasted from 10/24/88-12/3/89 and ended with a blocked 44-yard attempt in same game which also snapped string of 18 straight road FGs...Career-high 17 points at Det (9/24) with four FGs and five PATs...Season-long 46-yarder and game ball (eight points and 100th lifetime field goal) vs. LA Rams (10/29). **1988** — Led club with 82 points on 15 of 19 field goal attempts...Longest boot was 46-yarder in first half of playoff game vs. Eagles (12/31)...Season-high 10 points at Wash (11/13) on two FGs and four PATs. **1987** — Finished the season with streak of 19 consecutive field goals inside 40-yard line after making all 16 during season...Tied career-long by kicking a 52-yarder in each Packer game...Kick at GB (11/8) from 52 yards was

KEVIN BUTLER

final play of game in 26-24 win...Had three other field goals at GB in 14-point effort...Successful on 13 straight kicks (11/16 to 12/6). 1986 — Led NFC in scoring for second straight season with 120 points by converting 28 of 41 FGs and 36 of 37 PATs...Set Bear mark with 18 consecutive FGs (9/14-11/16)...Broke George Blanda's team record by kicking at least one FG in 13 straight games (11/10/85-10/12/86)...Kicked game winning field goals in OT vs. Eagles (9/14) and Steelers (11/30) from 23 and 42 yards, respectively...His 22-yarder at Det (12/15) with 0:04 remaining gave the Bears a 16-13 win...12 of 13 misses came in three games (four vs. Phil, three at All., three vs. Pit, two vs. Clev.)...Five touchbacks at TB (11/9). 1985 — Set NFL record for rookie by scoring 144 points breaking Gale Sayers' 1965 mark of 132...Hit 31 of 38 FGs and all 51 PATs while earning all-rookie honors...Converted 28 of 29 kicks inside 40...Kicked four FGs in three games...Game ball after 14-points at SF (10/13) and after 4-for-4 effort against Jets (12/14)...Longest pro attempt was 63-yarder in season opener (9/8) which fell short...Made all three FG attempts in Super Bowl XX...Drafted in fourth round (105th overall).

COLLEGIATE, PERSONAL: Consensus all-America at Georgia final two seasons...Made 77 of 98 FGs including 23 of 28 as senior...Set NCAA record for most games with two-or-more FGs (27)...Set SEC career records for points (353), points by kicker (353), FG attempts (98), FGs (77), and longest FG (60 yards vs. Clemson, 1984)...Three-time all-SEC choice and one of only five kickers in NCAA history to kick over 50 FGs and have accuracy mark of 75% or better (79%)...Only 50 of 184 kickoffs were returnable...Special teams captain as junior and senior...19 FGs as freshman were SEC record...All-state kicker at Redan High in Georgia (same school as Bear punter/kicker Chris Gardocki) where he kicked six FGs over 50 yards...Also played soccer and defensive back in football...Involved with local heart association...Hobbies include golf and spending time with his children...Given name Kevin Gregory Butler...Married (Cathy)...Daughters (Katie Scarlett and Kylie Savannah) and son (Drew).

Butler's Pro Stats

	1-19	20-29	30-39	40-49	50+	FGs	Pct	Avg FG	Avg FGA	PATs	Pts
1985	2-2	13-13	13-14	3-6	0-3	31-38	81.8	29.8	33.1	51-51	144
1986	1-1	11-14	9-12	6-8	1-6	28-41	68.3	31.8	35.1	36-37	120
1987	0-0	11-11	5-5	1-6	2-6	19-28	67.8	31.3	36.9	28-30	85
1988	1-1	4-4	7-8	3-6	0-0	15-19	78.9	31.9	33.8	37-38	82
1989	0-0	6-6	6-7	3-5	0-1	15-19	78.9	32.1	34.5	43-45	88
1990	1-1	8-8	5-8	8-13	4-7	26-37	70.1	35.7	37.8	36-37	114
1991	1-1	9-11	3-5	5-9	1-3	19-29	65.5	31.4	34.3	32-34	89
1992	1-1	8-8	9-10	0-4	1-3	19-26	73.1	30.6	34.7	34-34	91
1993	0-0	7-8	12-13	3-7	5-8	27-36	75.0	36.5	38.1	21-22	102
Career	7-7	77-83	69-82	32-64	14-37	199-273	72.9	32.4	35.5	318-328	915
	(100.0)	(92.8)	(84.1)	(50.0)	(37.8)	(72.9)				(96.9)	

Kickoffs-Touchbacks: 503-70 — 1985 (96-18); 1986 (83-18); 1987 (37-10); 1988 (65-9); 1989 (76-5); 1990 (79-5); 1991 (51-4); 1992 (15-1); 1993 (1-0)

Games played: 140 — 1985 (16); 1986 (16); 1987 (12); 1988 (16); 1989 (16); 1990 (16); 1991 (16); 1992 (16); 1993 (16)

Playoffs

	1-19	20-29	30-39	40-49	50+	FGs	Pct	Avg FG	Avg FGA	PATs	Pts
1985	0-0	3-4	1-2	0-1	0-0	4-7	57.1	27.5	31.9	11-11	23
1986	0-0	1-1	0-0	1-2	0-0	2-3	67.7	32.0	37.7	1-1	7
1987	0-0	1-1	0-0	0-1	0-0	1-2	50.0	25.0	36.5	2-2	5
1988	0-0	2-2	0-1	1-1	0-1	3-5	60.0	32.7	36.4	2-2	11
1990	1-1	2-2	1-2	0-0	0-0	4-5	80.0	23.8	26.2	1-1	13
1991	1-1	0-0	0-0	1-1	0-0	2-2	100.0	31.0	31.0	1-1	7
Career	2-2	9-10	2-5	3-6	0-1	16-24	66.7	28.4	32.7	18-18	66

Games played: 10 — 1985 (3); 1986 (1); 1987 (1); 1988 (2); 1990 (2); 1991 (1)

Butler's Single Game Highs

FG Attempts: 6 (3 times) Last: at GB (11/8/87) Points: 17 at Det (9/24/89); vs. TB (9/26/93)
Field Goals: 4 (8 times) Last: vs. Min (10/25/93) Long: 55 vs. Min (10/25/93); at TB (12/12/93)

KEVIN BUTLER

The Butler Breakdown (regular season)

	G	1-19	20-29	30-39	40-49	50+	FGs	Pct	PATs	Pts
Home	70	4-4	37-41	29-35	14-31	7-22	91-133	68.4	179-183	452
Road	70	3-3	40-42	40-47	18-33	7-15	108-140	77.1	139-145	463
Artificial	55	3-3	36-37	29-36	16-26	3-18	87-120	72.5	136-139	397
Grass	85	4-4	41-46	40-46	16-38	11-19	112-153	73.2	182-189	518
Indoors	23	1-1	17-17	12-17	7-12	2-7	39-54	72.2	48-49	165
Outdoors	117	6-6	60-66	57-65	25-52	12-30	160-219	73.1	270-279	750
Sept — home	21	1-1	14-15	9-12	6-12	2-9	32-49	65.3	61-62	157
road	12	1-1	7-7	7-10	4-5	1-2	20-25	80.0	31-32	91
Oct — home	16	1-1	8-8	5-5	4-6	4-5	22-25	88.0	36-37	102
road	16	1-1	5-5	12-13	1-3	1-2	20-24	83.3	35-36	95
Nov — home	18	1-1	8-11	10-11	2-6	1-6	22-35	62.8	43-43	109
road	22	0-0	16-18	11-14	10-19	3-4	40-55	72.7	45-48	165
Dec — home	15	1-1	7-7	5-7	2-7	0-2	15-24	62.5	39-41	84
road	19	1-1	11-11	10-10	3-6	1-5	26-33	78.8	28-29	106
Jan — home	0	0	0	0	0	0	0	0	0	0
road	1	0-0	1-1	0-0	0-0	1-2	2-3	66.7	0-0	6

Butler vs. the NFC Central

Opponent	Site	Games	Field Goals	PATs	Points	Long
Minnesota	Soldier Field	8	16-18	14-14	62	51, 52, 55
	Metrodome	9	16-22	19-20	67	45, 50 (twice)
	TOTAL	17	32-40 (80.0)	33-34	129	
Tampa Bay	Soldier Field	9	9-16	36-37	63	43, 46
	Tampa	9	11-16	24-26	57	43, 55
	TOTAL	18	20-32 (62.5)	60-63	120	
Green Bay	Soldier Field	9	10-13	20-21	50	50, 51, 52
	Lambeau	9	16-19	18-18	66	52, 52
	TOTAL	18	26-32 (81.3)	38-39	116	
Detroit	Soldier Field	9	14-21	20-20	62	37, 38, 39
	Silverdome	8	15-21	17-17	62	37, 41
	TOTAL	17	29-42 (69.0)	37-37	124	
NFC Central Totals		70	107-146 (73.3)	168-173	489	55 (twice)
Non-NFC Central Totals		70	92-127 (72.4)	150-155	426	52, 53, 54

1992	Pts	FG Made	Miss	PAT
Det	9	34, 38	41wr	3-3
@ NO	6	39, 30	37wl	---
NYG	2	---	---	2-2
All	11	20, 21	---	5-5
@ Min	8	50, 37	---	2-2
TB	7	26	55wr	4-4
@ GB	12	18, 30, 21	---	3-3
Min	4	28	---	1-1
Cin	4	---	47wl, 52s	4-4
@ TB	5	27	45wr, 44wl	2-2
GB	3	36	---	---
@ Cle	2	---	---	2-2
@ Hou	1	---	---	1-1
Pit	12	37, 26, 38	---	3-3
@ Det	3	24	---	---
@ Dal	2	---	---	2-2

1993	Pts	FG Made	Miss	PAT
NYG	8	20, 34	---	2-2
@ Min	1	---	53s	1-1
TB	17	30, 40, 32, 31	---	5-5
Atl	6	48, 52	44wr	---
@ Phil	5	37	---	2-2
Min	12	37, 39, 55, 35	---	---
@ GB	3	33	---	---
Raid	2	---	21wl, 30wl	2-2
@ SD	10	33, 54, 20	---	1-1
@ KC	7	32, 45	---	1-2
@ Det	4	27	40wr, 42wr	1-1
GB	12	29, 24, 29	52s	3-3
@ TB	4	55	---	1-1
Den	3	31	---	---
Det	2	---	45s	2-2
@ Ram	6	24, 53	50wl	---

Game-by-game for 1985-1991 of Butler's career are available in last year's Bears media guide (pg. 42).



JOE CAIN

59

Linebacker
6-1 237
June 11, 1965
Oregon Tech

Bears Season: 2nd NFL Season: 5th

Acquired by Bears as restricted free agent in 1993.

PRO CAREER: Starting weak side linebacker who nearly doubled his career tackle output with 108 tackles in '93...Signed offer sheet as restricted free agent (3/10/93)...Seattle decided not to match (3/16/93) and received Bears' eighth-round pick in '93 draft (204th overall).

1993 SEASON: Career-high 108 tackles (63 solo) were fourth-best on team...Started first three games before breaking hand vs. TB (9/26)...Inactive following week as Bears played only one linebacker (Jones) vs. Falcons' run-and-shoot...Returned at Phil (10/10) with five tackles...Season-high 12 tackles, seven solo, and one forced fumble vs. Raid (11/7)...Ten takedowns and two passes defended vs. GB (12/5)...Three nine-tackle games: at SD, at TB, and at Rams. **Games played-started: 15-15**

PREVIOUS SEASONS: **1992** — Started final eight games at outside linebacker...Finished with 62 tackles, six special teams stops, and two interceptions...Career-high nine tackles vs. SD (12/27). **1991** — Saw action in all 16 games...First career interception vs. SF (12/8). **1990** — Played in all 16 games, starting five. **1989** — Signed by Seattle (3/3)...Spent first seven games on practice squad before being activated and playing in nine games. **1988** — Waived in Vikings final cutdown (8/30)...Drafted in eighth-round by Minnesota (210th overall).

COLLEGIATE, PERSONAL: Two-year letterman and two-time first-team all-Columbia Football League...Team MVP in '86 and '87 at Oregon Tech...Led team with 103 stops in 1987, registered 112 in 1986...Started at free safety for Stanford as freshman in 1983...Played in '84 before transferring in '85...Prepped at Compton High (CA)...Industrial management major who started and operated a silk screening business in Los Angeles prior to signing with Seattle...Given name Joseph Harrison Cain, Jr...Married (Tiffani), daughter (Ayana), and son (Joseph, III).

Cain's Pro Stats

	Int-Yds	Tkls-Solo	Force Fum	Fum Rec	Pass Def	Sack-Yds	G-GS
1988		Did not play.					
1989 Seattle	0-0	10	0	0	0	0-0	9-0
1990 Seattle	0-0	29	0	0	3	0-0	16-5
1991 Seattle	1-5	14	0	0	1	0-0	16-0
1992 Seattle	2-3	62-43	1	1	5	0-0	16-8
1993 Bears	0-0	108-63	1	0	5	0-0	15-15
Career	3-8	223-106	2	1	14	0-0	72-28

Cain's Single Game Highs

Tackles: 12 vs. Raid (11/7/93)

Solo: 7 vs. Raid (11/7/93)

BUTLER NEARS 1,000

Kevin Butler, the Bears all-time leading scorer with 915 points, is just 85 points shy of the 1,000 mark. Only 21 players in NFL history have reached the milestone, all of them kickers. In Butler's nine-year career, he has reached the 85-point mark in eight seasons, falling just a field goal shy in 1988. Four times Butler has registered 100 points in a season including last year's 102 and a NFL-rookie record 144 points in 1985.



MARK CARRIER

20

Safety

6-1 190

April 28, 1968

USC

Bears Season: 5th NFL Season: 5th

Acquired by Bears in first round of 1990.

PRO CAREER: Has not missed a game since joining club as sixth pick in 1990 draft (67 games)...Led NFL and set club record with 10 interceptions while starting every game as a rookie...His 12 takeaways (10 int, two FR) tied club mark for most in a season...Sixth Bear with three-interception game (at Wash, 12/9/90)...NFL Defensive Rookie of the Year in 1990...Pro Bowl after '90, '91, and '93

1993 SEASON: Voted to third Pro Bowl with 91 tackles, 47 solo, one forced fumbles, and four interceptions...Nine tackles and forced fumble at Min (9/12)...First interception of season vs. TB (9/26) returned 22 yards...Seventeen-yard interception return vs. Min (10/25) and 21-yarder at GB (10/31)...Six solos, seven total, vs. Raid (11/7)...Intercepted Favre and returned 34-yards for first career TD vs. GB (12/5)...Season-high 11 stops at Rams (1/2). **Games played-started:** 16-16

PREVIOUS SEASONS: **1992** — Tied for sixth on club with 89 stops...Recovered fumbles in back-to-back games at Min (10/4) and vs. TB (10/18)...Nine stops, including season-high seven solo tackles, at Det (12/20)...Top tackle game was 11 at Dallas in season finale...Six special teams tackles including one inside-the-20. **1991** — Voted to second Pro Bowl as starter...Third on team in tackles (93) and passes defended (12)...11 tackles and game ball for special teams efforts vs. Giants (9/15), and 10 stops vs. Jets the next week (9/23)...Three passes defended and first interception of season vs. Mia (11/24)...Career-long 39-yard interception at Det (11/28)...First-team all-pro by *Sporting News* and *College & Pro Football Weekly*. **1990** — First Bears rookie since Wally Chambers (1974) to be voted to the Pro Bowl, and first defensive rookie to start all 16 games since Dan Hampton (1979)...Listed on every all-rookie team, and named NFL Defensive Rookie of the Year by Associated Press and *Football News*...Set club record with 10 interceptions breaking Roosevelt Taylor's 27-year mark of nine in 1963—which was also the last time a Bear led the league in interceptions...Broke rookie interception record of eight by Johnny Lujack in 1948...Third on club with 122 tackles...Three interceptions and nine tackles at Wash (12/9)...NFC Defensive Player of the Week for 11 tackles (six solo), two interceptions, forced fumble, and pass deflection at TB (11/4)...Interception in playoffs vs. NO (1/6/91) on game's last play...Career-high 13 tackles at Min (11/25)...Had 11 tackles vs. Min (9/23)...Forced two fumbles at GB (9/16) and at Raid (9/30)...Longest interception return was 14-yard effort at Phx (10/28)...Two three-game streaks with at least one interception...Drafted as junior in first round (sixth overall).

COLLEGIATE, PERSONAL: Three-year starter who finished with 13 interceptions (13th in school history) and 336 tackles...Applied for draft after junior season...First-team all-America by *Sporting News*, *Football News*, AP, Kodak, Football Writers Association, and Walter Camp...Also made every all-PAC Ten team...Winner of Jim Thorpe Award, given annually to the premier defensive back in college football...Led conference and finished 11th in nation with seven interceptions—most for USC since Lott's eight in 1980...First-team all-America choice and consensus first-team all-PAC Ten in sophomore campaign...Jim Thorpe Award finalist...Second on team with 114 tackles...Second-team freshman all-America...Named nation's top freshman defensive back by *Sporting News*...Had 115 tackles and four interceptions...PAC Ten Player of the Week in victory over UCLA: seven tackles recovered fumble, deflected pass, and two interceptions—returning one 29 yards to set up the game-winning score and having a 72-yard return called back by penalty...Collegiate-high 20 tackles against Notre Dame...Redshirt in 1986 after fracturing left

MARK CARRIER

foot...One of most highly recruited players in country when he graduated from Long Beach (CA) Poly High...High school all-American by *USA Today*, *Parade*, and *Adidas*...Three year starter at free safety, totaling 14 interceptions...Selected USC to stay close to his father (Willie) who lives in Long Beach and was paralyzed in a 1979 automobile accident...Football analyst for WGN-TV and WGN-radio...Honorary chairman of the Special Education District of Lake County...Works with Special Olympics...Donated \$15,000 through his foundation, MacKids, to assist with LA earthquake relief...Holds 3-on-3 fundraising basketball tournament in Long Beach in July...Completed BA degree in communications in spring of '91...Given name Mark Anthony Carrier...Engaged (Andrea).

Carrier's Pro Stats

	Int-Yds	Tkls-Solo	Force Fum	Fum Rec	Pass Def	Sack-Yds	G-GS
1990	10-39	122-55	5	2	20	0-0	16-16
1991	2-54	93-41	1	1	12	0-0	16-16
1992	0-0	89-43	1	2	10	0-0	16-14
1993	4-94	91-47	1	0	7	0-0	16-16
Career	16-187	395-186	8	5	49	0-0	64-62

Playoffs

1990	1-0	19-6	0	0	1	0-0	2-2
1991	0-0	6-5	0	0	0	0-0	1-1
Career	1-0	25-11	0	0	1	0-0	3-3

Carrier's Single Game Highs

Tackles: 13 at Min (11/25/90)

Interceptions: 3 at Wash (12/9/90)

Solo: 7 (4 times) Last: vs. GB (12/5/93)

Long Int. Return: 39 at Det (11/28/91)

OFF-SEASON TRANSACTIONS

This off-season was a busy time for the Bears management which made the following moves:

Date	Transaction	Coming	Going
2-1	re-sign	Jim Schwartz (LB)	
2-18	re-sign	Mark Bortz (G)	
2-21	sign	Erik Kramer (QB)	
2-21*	sign	Andy Heck (T)	
3-11	sign	Merril Hoge (FB)	
3-16	released		Jim Harbaugh (QB)
3-31	re-sign	Frank Kmet (OL)	
4-5	sign	Lewis Tillman (RB)	
4-5	re-sign	Robert Green (RB)	
4-5	re-sign	Chris Holder (WR)	
4-5	sign	Greg Primus (WR)	
4-6	released		Steve McMichael
4-14	re-sign	Tim Ryan (DT)	
4-20	sign	Reggie Givens (LB)	
4-25	sign	Mike Bellamy (WR)	
4-26	sign	Steve Walsh (QB)	
4-26	released		Craig Heyward (FB)
4-26	released		Chris Holder (WR)
4-27	sign	Garland Hawkins (DE)	
4-27	re-sign	Shane Matthews (QB)	
4-28	released		Peter Tom Willis (QB)
4-29	trade	Jeff Graham (WR)	
5-3	released		John Wojciechowski (G)
5-3	sign	Daron Alcorn (K)	
5-6	re-sign	Keith Jennings (TE)	
5-6	sign	Marv Cook (TE)	
5-10	re-sign	Danté Jones (MLB)	
5-16	re-sign	Ron Cox (LB)	

* Heck signed a contract on 2/21, but Seattle did not decline to match the offer until 3/1.

BOB CHRISTIAN



44

Fullback
5-10 225
November 14, 1968
Northwestern

Bears Season: 2nd NFL Season: 2nd
Acquired by Bears as free agent in 1992.

PRO CAREER: Made team as back-up fullback and valuable special teamer in '93...Practice squad member most of '92 season.

1993 SEASON: Tied for fourth with nine special teams tackles, team-leading five in the 20-yard line...One rush (12 yards) and three receptions (37 yards) in Bears first TD drive of season vs. NYG (9/5)...Three rushes for 10 yards vs. TB (9/26)...Started for Heyward vs. Atl (10/3)...Three receptions vs. Raid (11/7) for 23 yards...Two rushes and two receptions at SD (11/14) including 36-yarder...Diagnosed with mono (11/7) and inactive following two games...His 16-yard reception was long play of the game vs. Den (12/18). **Games played-started:** 14-1

PREVIOUS SEASONS: 1992 — Joined Bears' practice squad after first game...Activated 12/18 and played on special teams in final two games at Det (12/20) and at Dal (12/27)...Had three tackles on kick and punt coverage. 1991 — Waived by Falcons (8/21)...Joined Chargers before being released in cutdown to 60...Drafted in 11th round by Atlanta (310th overall).

COLLEGIATE, PERSONAL: Northwestern's all-time leading rusher with 2,643 yards...Twice named Big Ten Offensive Player of the Week as senior...Led team in rushing and receiving...Third-best game in NU history with 42-220 vs. Wisconsin...Had 43 carries for 179 yards vs. NIU...Set school single season mark with 1,291 yards as junior...Seven 100-yard games including 43-188 vs. Illinois...Played in every game as sophomore finishing second in rushing (98-413) and receiving (22-294)...Broke jaw in fifth game of freshman season...Majored in electrical engineering...Active in FCA...Averaged 150-yards in career at McCluer High in Florissant, MO...Had 294-yard game as senior...Given name Robert Douglas Christian...Single.

Christian's Pro Stats

	Rush	Yds	Avg	Lg	TD	Rec	Yds	Avg	Lg	TD	G-GS
1992	0	0	0.0	0	0	0	0	0.0	0	0	2-0
1993	8	19	2.4	12	0	16	160	10.0	36	0	14-1
Career	8	19	2.4	12	0	16	160	10.0	36	0	16-1

Christian's Single Game Highs

Rushes: 3 vs. TB (9/26/93)	Receptions: 4 vs. Den (12/18/93)
Rush yards: 12 vs. NYG (9/5/93)	Rec. yards: 40 at SD (11/14/93); vs. Den (12/18/93)
Long rush: 12 vs. NYG (9/5/93)	Long rec: 36 at SD (11/14/93)

FUTURE SUPER BOWLS

Super Bowl XXIX	January 29, 1995	Joe Robbie Stadium	Miami, FL
Super Bowl XXX	January 28, 1996	Sun Devil Stadium	Phoenix, AZ
Super Bowl XXXI	January 26, 1997	Louisiana Superdome	New Orleans, LA
Super Bowl XXXII	January 25, 1998	Jack Murphy Stadium	San Diego, CA



CURTIS CONWAY

80

Wide Receiver

6-0 193

March 13, 1971

USC

Bears Season: 2nd NFL Season: 2nd

Acquired by Bears in first round of 1993.

PRO CAREER: Two TD receptions and four 30-yard kickoff returns as rookie...Started six games.

1993 SEASON: Third on club with 231 receiving yards on 19 catches...Two TDs were second to Obee's three...Eight-yard rush and six-yard reception in first pro game vs. NYG (9/5)...Three-receptions for 42 yards and 32-yard TD at Phil (10/10)...Started for injured Davis vs. Min (10/25) and returned three kicks for 98 yards (55-yarder), two catches for 17 yards, and an 18-yard reverse...Injured shoulder at GB (10/31) and missed following game...Season-high four KOR and two receptions for 50 yards, including 38-yard game-winning TD, at SD (11/14)...Started vs. Det (12/26) for injured Waddle and caught season-high four passes...Drafted in first round (7th overall).
Games played-started: 16-6

COLLEGIATE, PERSONAL: Set school records for most kickoff returns (73), most kickoff return yards (1,723), and longest punt return (96-yards)...Third in USC history with 67 punt returns and 679 punt return yards...Two-year track letterman with 10.28 best in 100-yard dash...Second-team all-American selection UPI and AP after junior season...Unanimous all-PAC 10 first-team choice as both receiver and returner...Trojan's Offensive Player of Year and MVP...Eighth nationally with 161.5 average all-purpose yards...Led club with 49 catches for 764 yards, five TDs...Returned 31 punts for 11.2 avg; 27 kickoffs for 25.0 yard avg...First USC player in 39 years to score on punt and kickoff return in same season...Top games: 9-115 and 51 yard TD vs. Okla.; 5-112 and 53-yard TD vs. Wash.; and 213 all-purpose yards (78 rec., 121 KOR, 16 PR) against Cal...96-yard punt return vs. Oregon was longest in school history...95-yard kickoff return vs. ASU was longest by Trojan since Anthony Davis in 1974...Threw 44-yard TD vs. UCLA...Had 7-84 receiving and 4-92 KOR vs. Notre Dame...Member of mile relay team which finished second in NCAA at 3:00.58...Saw action in sophomore season as flanker (21 for 240, 1 TD), quarterback, and returner (24 PR for 7.2 avg and 20 kickoffs for 24.7)...Averaged 21.3 yards on KORs, 13.4 on PRs as freshman...Had 71-yard punt return for TD vs. Oregon State, longest since '72...Threw nine-yard TD to Todd Marinovich vs. Stanford...Signed with USC in '89 but ruled academically ineligible and attended El Camino College to improve scores...All-American by *Parade* and *Super Prep* magazine at Hawthorne (CA) High...Scored 62 of team's 82 TDs in final two seasons as option QB (39 of 42 as junior)...Threw for 1,257 yards and 11 TDs on 77 of 156 accuracy; ran for 758 yards and 10 TDs on 80 carries (9.5 avg); and scored on punt and interception return...In one game scored a TD as QB, WR, RB, and DB...Public Administration major...Nickname: C-Way...Given name Curtis LaMont Conway...Single.

Conway's Pro Stats

	Rec	Yds	Avg	Lg	TD	Rush	Yds	Avg	Lg	TD	G-GS
1993	19	231	12.2	38	2	5	44	8.8	18	0	16-6
Career	19	231	12.2	38	2	5	44	8.8	18	0	16-6
	KOR	Yds	Avg	LG	TD	PR	Yds	Avg	LG	TD	
1993	21	450	21.4	55	0	0	0	0.0	0	0	
Career	21	450	21.4	55	0	0	0	0.0	0	0	

Conway's Single Game Highs

Rushes: 3 vs. TB (9/26/93)

Rush yards: 18 vs. Min (10/25/93); at SD (11/14/93)

Long rush: 18 vs. Min (10/25/93); at SD (11/14/93)

Most KORs: 4 at SD (11/14/93)

Long KOR: 55 vs. Min (10/25/93)

Receptions: 4 vs. Den (12/18/93)

Rec. yards: 50 at SD (11/14/93)

Long rec: 38 at SD (11/14/93)

KOR yards: 98 vs Min (10/25/93)



MARV COOK

86

Tight End**6-4 234****February 24, 1966****Iowa****Bears Season: 1st NFL Season: 6th*****Acquired by Bears as free agent in 1994.***

PRO CAREER: Signed by Bears as unrestricted free agent (5/6/94)...Played in all 80 games since joining Pats in 1989...First Patriot tight end with three consecutive 50-catch seasons...Pro Bowl after '91 and '92 seasons.

1993 SEASON: Started first 10 games and Games 13-14...Caught two for 17 yards in season opener...Season-high three-for-32 yards, 17-yard long, at NYJ (9/26)...Final catch as a Patriot was one-yard TD from Bledsoe in Game 15 vs. Ind (12/26). **Games played-started:** 16-12

PREVIOUS SEASONS: **1992** — Voted to second straight Pro Bowl with 52 receptions for 413 yards and two TDs...Season-high seven passes for 60 yards and TD vs. Buf (9/27)...Six for 35 and one score following week at NYJ (10/4)...Only game without a reception came vs. SF (10/11)...Led team in receptions with seven vs. Clev (10/25) and six the following week vs. Buf (11/1). **1991** — Pro Bowl starter by leading all NFL tight ends (fourth in league overall) with 82 receptions for 808 yards...Shattered team mark for tight ends (old record was 66)...Had nine six-catch games...Career-highs with 10 for 99 yards vs. Hou (9/22)...Eight grabs for 89 yards vs. NYJ (11/17)...Led team to upset win over Buf (11/24) with seven receptions. **1990** — Started all 16 games finishing second with 51 receptions for 455 yards...Second among all NFL tight ends with five TD catches...Miller Lite Player of the Game vs. NYJ (9/30) with six receptions for 45 yards...Led team with four receptions including 22-yard TD at Phx (11/25)...Six receptions for 37 yards vs. KC (12/2). **1989** — Played as reserve all 16 games...First pro catch was five-yard grab vs. Sea (9/24)...Team leader with 22 special teams tackles and one forced fumble...Drafted in third round by New England (63rd overall).

COLLEGIATE, PERSONAL: Two-year starter at Iowa...Caught 126 passes in his career; second in school history to Ronnie Harmon's 149...Had at least two receptions in last 22 games...Voted Offensive MVP by teammates as both junior and senior...Nation's top receiver among tight ends as senior with 55 catches for 645 yards and three TDs...Punted 20 times in career averaging over 38-yards...Captain in football, basketball, baseball, and track as senior at Iowa's West Branch High...Quarterbacked team to 7-2, 7-2, and 8-1 marks...Threw for over 2,400 yards in final two years...Won state 400-meter hurdles as senior...Averaged 18 points and 11 rebounds in basketball...Degree in business administration...Given name Marvin Eugene Cook...Single.

Cook's Pro Stats

	Rec.	Yds	Avg	Lg	TD	G-GS
1989 New England	3	13	4.3	5	0	16-0
1990 New England	51	455	8.9	35	5	16-16
1991 New England	82	808	9.9	49	3	16-16
1992 New England	52	413	7.9	27	2	16-15
1993 New England	22	154	7.0	17	1	16-12
Career	210	1,843	8.8	49	11	80-59

No post-season stats.

Cook's Single Game Highs

Rec.: 10 vs. vs. Hou (9/22/91)

Rec. yards: 99 vs. Hou (9/22/91)

Long: 49 vs. Ind (12/8/91)

**RON COX****54****Linebacker****6-2 235****February 27, 1968****Fresno State****Bears Season: 5th NFL Season: 5th****Acquired by Bears in second round of 1990.**

PRO CAREER: Played in every game last two seasons...Missed 15 games (13 regular season, two playoff) in first two years due to knee injuries...Four career starts.

1993 SEASON: Third on special teams with 11 tackles and one fumble recovery...Only start came in opener at SAM...Sack of Erickson forced fumble (recovered and returned by Baker for TD) vs. TB (9/26)...Five-yard sack and forced fumble at Phil (10/10)...Three solos at SD (11/14). **Games played-started: 16-1**

PREVIOUS SEASONS: 1992 — Made first pro start in Week 3 vs. NYG (9/21) finishing with career-high nine tackles...Forced fumble at Min (11/2)...Nine stops and only sack of season in starting role at TB (11/15)...Recovered fumble at Dal (12/27)...Three special teams tackles. **1991** — Played in six games after two IR stints with left knee injury...Sack and forced fumble at TB (9/8)...Injured knee vs. NYJ (9/23) and placed on IR (9/25) after arthroscopy...Activated (10/31) but inactive vs. Det (11/3)...Played in next two games before knee injury made him inactive vs. Mia (11/24)...Placed on IR for remainder of season (11/27)...Arthroscopic surgery (12/4). **1990** — Injured right knee in rookie camp and had diagnostic arthroscopy (7/12). Unable to practice in training camp until 8/13...Saw action on special teams and in nickel situation...First pro sack at Raid (9/30)...Two sacks (17 yards) and four solos in game ball effort at Den (11/18)...Suffered concussion at Min (11/25), and was inactive vs. Det (12/2)...Season-high seven stops at Det (12/16) despite spraining right knee...Missed final two games and first playoff contest...Post-season surgery on right knee (2/6/91)...Drafted as junior in second round (33rd overall).

COLLEGIATE, PERSONAL: School-record 50 sacks...Three-year starter who left after junior year...First-team all-Big West and league's Defensive MVP in final season...Finalist for Butkus Award for nation's top LB...Had 28 sacks for 167 yards and 104 stops and 40 tackles-for-loss totaling 225 yards...Two interceptions, including 58-yard TD, in California Bowl...*Sporting News*' National Defensive Player of Week vs. Cal-Fullerton after seven sacks, 17 tackles and eight tackles-for-loss, two forced fumbles, and a pass deflection...First-team all-Big West and honorable mention all-America by *Sporting News* and AP as sophomore...Led team with 14.5 sacks; second with 78 tackles...Started every game at rover despite undergoing right knee scope in August...Top redshirt freshman linebacker by *Sporting News*...7.5 sacks and 12 QB pressures...Prop 48 redshirt in 1986...Agriculture major...Three sport star at Washington Union High in Fresno...Given name Ron Eugene Cox...Married (Michelle)...Daughters (Caitlin and Kelsey Irene).

	Cox' Pro Stats						
	Int-Yds	Tkls-Solo	Force Fum	Fum Rec	Pass Def	Sack-Yds	G-GS
1990	0-0	28-15	1	0	1	3-25	13-0
1991	0-0	6-5	1	0	0	1-1	6-0
1992	0-0	56-23	1	1	0	1-10	16-3
1993	0-0	33-21	2	0	0	2-14	16-1
Career	0-0	123-64	5	1	1	7-50	51-4
Playoffs							
1990	0-0	6-2	0	0	0	1-7	1-0
1991	Injured Reserve — knee						
Career	0-0	6-2	0	0	0	1-7	1-0
Cox' Single Game Highs							
Tackles: 9 vs NYG (9/21/92); at TB (11/15/92); at Dal (12/27/92) Solo: 5 at Det (12/16/90)							
Sacks: 2 at Den (11/18/90)							

WENDELL DAVIS



82

Wide Receiver

6-0 188

January 3, 1966

LSU

Bears Season: 7th NFL Season: 7th

Acquired by Bears in first round of 1988.

PRO CAREER: Ranks ninth in club history with 207 receptions, 11th with 3,000 receiving yards...Led team in receiving yards ('90, '91, and '92), and receptions ('91 and '92)...Became starter in 1990 after alternating in first two seasons...Streak of 30 games with at least one catch was fourth longest in club history...Two career 100-yard games.

1993 SEASON: Suffered season-ending injury at Phil (10/10) when he ruptured both patella tendons...Top game of season was 5-for-49 vs. TB (9/26)...Had three receptions for 38 yards before second-quarter injury at Phil...Did not start at Min (9/12) because of coach's decision.
Games played-started: 5-4

PREVIOUS SEASONS: 1992 — Tops on club with 54 catches and 734 yards...First rush since 1988 came in Week 3 vs. NYG (13 yards)...Had 11-yard TD catch and career-long 21-yard rush the following week vs. Atl (9/27)...Season-long 40-yard catch at GB (10/25)...Season-high eight catches for 81 yards and one TD vs. Min (11/2) despite injured ankle...Missed practice all week and did not start vs. Cin (11/8), but had two catches as sub...Eight catches for 106 yards in loss vs. GB (11/22). 1991 — Led club with 61 receptions and 945 yards — both totals were the highest by a Bear since Dick Gordon in 1970 (71 for 1,026)...Top game came in season finale at SF (12/23) with six catches for 136 yards...Following week had seven receptions for 79 yards in playoff game vs. Dal (12/29)...Game ball at TB (9/8) for three-catch, 70-yard performance including game-winning 43-yard TD catch...Career-long 75-yard reception for TD following week vs. NYG (9/15)...Career-high nine-receptions for 96 yards in overtime win over NYJ (9/23)...Back-to-back game ball awards vs. Det (11/3) with six catches for 98 yards and two TDs, and at Min (11/11) when entire offense was honored for 34-point output...Both catches vs. GB (12/8) were for TDs, 35- and 20-yards. 1990 — Led team with 14.7-yard reception average and 572 receiving yards despite missing two games and seeing limited action in another two...Turned all eight third-down catches into a first down...Game ball vs. Atl (11/11) with TD and 105 yards on five catches...Seven receptions at Wash (12/9) for 96 yards...Caught passes in 13 straight games before pulling hamstring vs. Min (9/23) which forced him inactive next two weeks...Saw action as sub the following two weeks, without a catch, before returning to starting lineup at TB (11/4)...Caught TD passes from Harbaugh (vs. Atl), Willis (at Det), and Tomczak (vs. TB)...Surgery on left shoulder (2/13/91). 1989 — Took over starting role in Week 10 after splitting time with Ron Morris and had season-high four catches in first start at Pit (11/12)...Caught first pro touchdown in Monday night game at Clev (10/23), 5-yard pass from Harbaugh late in game...Both receptions vs. TB (11/19) were in final four minutes of game for TDs, including 52-yarder...Caught eight third-down passes and converted all into firsts...Pulled hamstring in season opener vs. Cin (9/10) and was inactive following two weeks. 1988 — Split time with Dennis Gentry at wide receiver...Three catches for 36 yards at Ind (9/11), including 11-yard grab on key third down to continue game-winning touchdown drive...Two catches vs. TB (11/6), vs. GB (11/27) and vs. Det (12/11)...Returned three punts for 17 yards replacing an injured McKinnon at NE (10/30)...Drafted in first round (27th overall).

COLLEGIATE, PERSONAL: First-team all-America selection by *Sporting News*, *Kodak*, *Football News*, and *College and Pro Football Weekly* as senior...Caught 72 passes for 993 yards (13.8 avg.) and 11 TDs...Career totals of 183 catches for 2,708 yards broke Eric Martin's (1981-84) school records of 153 and 2,625...Top games as senior included eight catches for 102 yards vs.

WENDELL DAVIS

Florida; 11 for 128 vs. Georgia; and six for 133 including three TDs vs. Miss...Nine catches for 132 yards and three TDs as Offensive MVP in Gator Bowl win over South Carolina...First-team all-America and all-SEC as junior after 80 receptions for 1,244 yards (15.6 avg.) and 11 TDs...Set school's single game reception record vs. Miss. with 14 catches for 208 yards and TD in '86...All-conference receiver at Fair Park High in Shreveport, also played quarterback...Physical education major...Childhood hero was Drew Pearson...Hobbies include playing basketball and listening to music...Involved with Project SEEK, a charitable organization aimed at assisting youths in Shreveport, Louisiana...Given name Wendell Tyrone Davis...Married (Tricia)...Daughter (Sydney Pierce).

Davis' Pro Stats

	Rec	Yds	Avg	Lg	TD	G-GS
1988	15	220	14.7	36	0	16-1
1989	26	397	15.3	52	3	14-7
1990	39	572	14.7	51	3	14-12
1991	61	945	15.5	75	6	16-16
1992	54	734	13.6	40	2	16-15
1993	12	132	11.0	17	0	5-4
Career	207	3,000	14.5	75	14	81-55

Also: 1 rush for 3 yards and 3 punt returns for 17 yards in 1988; Rushed four times for 42 yards (21-yard long) in 1992.

Playoffs

	Rec	Yds	Avg	Lg	TD	G-GS
1988	1	11	11.0	11	0	2-0
1990	4	89	22.3	37	0	2-2
1991	7	79	11.2	17	0	1-1
Career	12	179	14.9	37	0	5-3

Davis' Single Game Highs

Receptions: 9 vs. NYJ (9/23/91)*

Yards: 136 at SF (12/23/91)

*overtime

Long: 75 vs. NYG (9/15/91)

TDs: 2 (three times) Last: vs. GB (12/8/91)

1991	W/L	OPP	REC	YDS	LG	TD
9/1	W	Min	3	32	13	0
9/8	W	@ TB	3	70	43	1
9/15	W	NYG	2	88	75	1
9/23	W	NYJ	9	96	22	0
9/29	L	@ Buf	6	65	14	0
10/6	L	Wash	3	29	13	0
10/17	W	@ GB	0	0	0	0
10/27	W	@ NO	1	27	27	0
11/3	W	Det	6	98	29	2
11/11	W	@ Min	3	31	12	0
11/17	W	@ Ind	3	50	24	0
11/24	L	Mia	7	75	15	0
11/28	L	@ Det	6	81	26	0
12/8	W	GB	2	55	35	2
12/14	W	TB	1	12	12	0
12/23	L	@ SF	6	136	42	0
PLAYOFFS						
12/29	L	Dal	7	79	17	0

1992	W/L	OPP	REC	YDS	LG	TD
9/6	W	Det	4	66	28	0
9/13	L	@ NO	6	66	20	0
9/21	L	NYG	4	35	11	0
9/27	W	Atl	1	11	11	1
10/4	L	@ Min	3	46	19	0
10/18	W	TB	1	14	14	0
10/25	W	@ GB	3	60	40	0
11/2	L	Min	8	81	17	1
11/8	L	Cin	2	30	17	0
11/15	L	@ TB	4	88	35	0
11/22	L	GB	8	106	30	0
11/29	L	@ Cleve	2	26	17	0
12/7	L	@ Hou	2	21	15	0
12/13	W	Pit	3	41	16	0
12/20	L	@ Det	2	30	23	0
12/27	L	@ Dal	1	13	13	0
1993						
9/5	L	NYG	2	21	11	0
9/12	L	@ Min	1	14	14	0
9/26	W	TB	5	49	17	0
10/3	W	Atl	1	10	10	0
10/10	W	@ Phil	3	38	15	0

On Injured Reserve final 11 games



MAURICE DOUGLASS

37

Safety**5-11 203****February 12, 1964****Kentucky****Bears Season: 9th NFL Season: 9th*****Acquired by Bears in eighth round of 1986.***

PRO CAREER: Versatile defensive back who has started at every position in secondary...Valuable special teamer...Started 12 games since joining club in 1986.

1993 SEASON: Led club with 15 special teams tackles including four in-the-20...68 tackles were second to his 76 in '88...Lone start came vs. Atl (10/3) as Bears used six DBs against Red Gun offense. Finished with career-high 14 tackles, 11 solo...Three solos and two passes defended at Phil (10/10)...Eight tackles on Thanksgiving Day at Det (11/25). **Games played-started:** 16-1

PREVIOUS SEASONS: **1992** — Led club with 19 special teams tackles including six inside the opponent 20-yard line...Broke thigh of Floyd Turner while making diving tackle on punt coverage at NO (9/13) and injured Mel Gray's knee at Det (12/20)...Forced fumble vs. Pit (12/13)...Three special teams stops and a deflected punt vs. Cin (11/8)...Played on defense in six games and made three solo tackles. **1991** — Recovered fumbles on special teams in both Lions games...Second with 16 special teams tackles...Four tackles and pass defended at GB (10/17)...Three solo defensive tackles vs. TB (12/14). **1990** — Special teamer before injuring ankle vs. GB (10/7)...Placed on IR (10/23)...Activated (11/24) and saw action in final six games and both playoffs in passing situations and on special teams. **1989** — Played in 10 games, starting one, before injuring shoulder/neck in Week 13 and missed remainder of season...Suspended first three games because of substance abuse...Game ball at Pit (11/12) for two solos, interception, and fumble forced and recovered...Season-high 10 tackles in start at Min (12/3) for injured Duerson. **1988** — Nine starts (eight at FS, one at SS)...First three starts were for injured Gayle and Duerson before earning FS spot for final six weeks of regular season plus playoffs...Injured right knee vs. Buf (10/2) and missed following game...Second among DBs with 76 tackles; third with 11 passes defended...11 tackles, fumble recovery, and 29-yard interception at TB (11/20)...Had 11 stops at Rams (12/5); 10 vs. Dal (10/16)...47-yard interception sealed win in "Fog Bowl" (12/31). **1987** — Reserve/special teams in first six games before playing nickel back for next five...First pro start at left CB at Raid (12/27) making five tackles and an interception...Started at CB in playoffs vs. Wash (1/10/88). **1986** — Rejoined the team on 11/25 after being waived in final outdow (9/1)...Played in final four games plus playoffs...Three solos vs. TB (12/7) as safety...Drafted in eighth round (222nd overall).

COLLEGIATE, PERSONAL: Started all 11 games as senior...Second on team with three interceptions...Starter since third game of junior season...Transferred from Coffeyville Community College (KS) where he was first-team all-America and member of national championship team...Attended Dayton's Trotwood Madison High...Given name Maurice Gerrard Douglass...Single.

Douglass' Pro Stats

	Int-Yds	Tkls-Solo	Force	Fum	Fum Rec	Pass Def	Sack-Yds	G-GS
1986	0-0	4-0	0	0	0	0	0-0	4-0
1987	2-0	13-10	0	0	0	3	0-0	12-1
1988	1-35	76-43	0	2	11	0-0	15-9	10-1
1989	1-0	23-12	0	0	3	0-0	10-1	11-0
1990	0-0	1-1	0	0	0	0-0	16-0	16-0
1991	0-0	17-8	0	0	2	0-0	16-0	16-0
1992	0-0	3-3	0	0	0	0-0	16-0	16-0
1993	0-0	62-39	0	0	4	0-0	16-1	100-12
Career	4-35	199-116	0	2	23	0-0	100-12	

Playoffs

1986	0-0	0-0	0	0	0	0-0	1-0
1987	0-0	2-1	0	0	0	0-0	1-1
1988	1-47	7-1	0	0	2	0-0	2-2
1990	0-0	0-0	0	0	0	0-0	2-0
1991	0-0	0-0	0	0	0	0-0	1-0
Career	1-47	9-2	0	0	2	0-0	7-3

Douglass' Single Game Highs

Tackles: 14 vs. Atl (10/3/93)

Solos: 11 vs. Atl (10/3/93)

Deflections: 3 at Rams (12/5/88)



TORY EPPS

Defensive Tackle

6-1 280

May 28, 1967

Memphis State

Bears Season: 5th NFL Season: 2nd

Acquired by Bears as free agent in 1993.

PRO CAREER: Four career blocked field goals, three against 49ers.

1993 SEASON: Joined Bears (11/9)...Inactive five of eight games...Played on PATs at KC (11/21)...Saw limited defensive action vs. Den (12/18) and at Rams (1/2)...Waived after five games with Falcons (10/14), playing in two and inactive for three...Signed by Chargers (10/20) and released one week later (10/29).

PREVIOUS SEASONS: 1992 — Played in every game, starting six...Finished with 54 stops, five pressures, one forced fumble and one recovery...Six stops in each game against SF...Also recorded six tackles at Chi (9/27). 1991 — Lone sack of season at KC (9/1)...Blocked field goal vs. SF (11/3)...Eight QB pressures including three vs. TB (11/17). 1990 — Beat out incumbent Tony Casillas for starting spot...Earned all-NFL rookie with 15 starts and 83 tackles...Blocked two field goals at SF (9/23) and one vs. Phx (12/9)...Nine tackles at Pit (11/4 and vs. SF (10/14)...Three sacks including Montana twice...Drafted by Atlanta in eighth round (195th overall).

COLLEGIATE, PERSONAL: Finished career at Memphis State with 240 tackles including 24 for-loss...Missed three games as senior with blood clot in shoulder but still recorded 67 tackles and two sacks...Third on team with 83 stops, nine tackles-for-loss, and two sacks as junior...AP Defensive Player of the Week as sophomore for 10-tackle game in upset of Alabama...Entered college as linebacker before moving to nosetackle midway through freshman campaign... Conference MVP and Defensive Player of the Year as linebacker at Uniontown High in Pennsylvania...Patterned his basketball game after favorite player, Charles Barkley...Given name Torrean Douglas Epps...Single.

Epps' Pro Stats

	Int-Yds	Tkls-Solo	Force Fum	Fum Rec	Pass Def	Sack-Yds	G-GS
1990 Atlanta	0	84-39	0	0	2	3-21	16-15
1991 Atlanta	0	60-26	0	1	1	1-5	16-2
1992 Atlanta	0	54-16	1	1	1	0-0	16-5
1993 Atlanta	0	0-0	0	0	0	0-0	2-0
Bears	0	0-0	0	0	0	0-0	3-0
Career	0	198-81	1	2	4	4-26	53-22

Epps' Single Game Highs

Tackles: 9 vs. SF (10/14/90); at Pit (11/4/90)



ALBERT FONTENOT

96

Defensive End**6-4 272****September 17, 1970****Baylor****Bears Season: 2nd NFL Season: 2nd****Acquired by Bears in fourth round of 1993.**

PRO CAREER: Backed-up Richard Dent at right end as rookie...Expected to move to left side in 1994.

1993 SEASON: Played in all 16 games...Had four tackles on defense and six special teams stops...Sack and forced fumble vs. Raid (11/7)...Blocked PAT at Phil (10/10)...Returned one kickoff eight yards vs. Det (12/26)...Drafted in fourth round (112th overall). **Games played-started:** 16-0

COLLEGIATE, PERSONAL: Emerged as one of college football's top pass rushers despite not becoming a starter until senior season...Earned all-SWC honors as senior from *Football News* while starting every game at left end...Recorded 45 tackles, 32 solos, 11 sacks, and 14 tackles-for-loss...Recovered a fumble and defended three passes...Nine tackles, fumble recovery, and three sacks vs. Colorado...Two sacks vs. Rice...Blocked extra point vs. Georgia Tech...Played behind Robin Jones at left end in junior season...Recorded 26 tackles and three sacks...Sack and fumble recovery vs. UTEP; season-high five tackles and sack against Texas in season finale...Two-year standout at Texas' Navarro Junior College, earning all-region honors...Recorded 123 tackles and 15 sacks in two-year career...One of top players in Texas coming out of Houston's Yates High School...90 tackles, 10 sacks, four fumble recoveries, and two passes defended as senior...12 sacks as junior...Communications major...Given name Albert Paul Fontenot...Single.

A. Fontenot's Pro Stats

	Int-Yds	Tkls-Solo	Force Fum	Fum Rec	Pass Def	Sack-Yds	G-GS
1993	0	4-2	1	0	0	1-6	16-0
Career	0	4-2	1	0	0	1-6	16-0

40 PASSES vs. 40 RUSHES

Over the past 11 seasons, when the Bears have rushed 40 times, they have won 45 of the 47 games (including twice last year). In the same period the Bears have just a 2-9 mark when they attempt 40 passes in a contest. The 40-pass games follow:

Date	Opponent	Result	Att	Comp	NetYds	TD	Int
Oct. 16, 1983	@ Detroit	L, 31-17	46	28	309	2	0
Nov. 8, 1987	@ Green Bay	W, 26-24	42	21	247	1	2
Jan. 8, 1989*	San Francisco	L, 28- 3	41	20	176	0	1
Sept. 23, 1991	NY Jets	W, 19-13 OT	42	28	289	1	1
Sept. 29, 1991	@ Buffalo	L, 35-20	42	22	269	0	1
Oct. 6, 1991	Washington	L, 20- 7	41	17	199	0	3
Nov. 24, 1991	Miami	L, 16-13 OT	40	25	204	0	0
Nov. 28, 1991	@ Detroit	L, 16- 6	48	27	231	0	4
Dec. 29, 1991*	Dallas	L, 17-13	45	23	222	1	2
Sept. 13, 1992	@ New Orleans	L, 28- 6	45	25	260	0	2
Nov. 22, 1992	Green Bay	L, 17- 3	41	24	257	0	2

In regulation against the Jets the Bears had 31 pass attempts. All 40 passes against Miami were in regulation.

* Playoff game



JERRY FONTENOT

67

Center / Guard**6-3 285****November 21, 1966****Texas A & M****Bears Season: 6th NFL Season: 6th*****Acquired by Bears in third round of 1989.***

PRO CAREER: Started two games at center (1990) and seven at left guard (1991) before becoming starting center in 1992...Handled all long snapping duties in 1990, but only punt snapped in 1991...Has not missed a game as a pro.

1993 SEASON: Started every game at center...Was back-up long-snapper. **Games played-started:** 16-16

PREVIOUS SEASONS: 1992 — Started all 16 games at center and turned in excellent season in first year as starter...Was back-up long-snapper. 1991 — Handled all punt snapping duties during season...Made first career start at left guard at TB (9/8) for injured Bortz (had started twice at center in 1990)...Played three quarters at left guard when Bortz pulled an abdominal muscle at Min (11/11)...Started at left guard the remainder of season (six games)...Alternated with Bortz in playoff game vs. Dal (12/29). 1990 — Made first pro start at Phoenix (10/28) and was part of offensive line named NFC Offensive Player of the Week as club rushed for season-high 223 yards. Started at center when Hilgenberg suffered the flu the night before the game...Started for Hilgenberg (ankle) in season finale vs. KC (12/29)...Handled all long snapping duties: punts, field goals, and extra points. 1989 — Saw action in all 16 games—mostly on special teams as punt snapper...Played entire second half at Pit (11/12) when Hilgenberg left game with injury...Recovered fumble on special teams vs. Det (12/10)...Drafted in third round (65th overall).

COLLEGIATE, PERSONAL: First-team all-Southwest Conference at guard as senior...Played every position on offensive line...Earned first-team all-SWC honors by *Dallas Times Herald* and second-team choice from the *Houston Post* and *Houston Chronicle* in junior season...Helped pave way for offense which ranked 19th in country in rushing as junior...Had fine performance in 35-10 defeat of Notre Dame in Cotton Bowl...UPI first-team all-SWC pick as sophomore...Played reserve role at center, guard, and tackle as freshman...Redshirted in 1984...Standout performer at Lafayette (LA) High School as guard and center...Finished second in discus throw at the state finals as junior...Sociology major...Hobbies include skiing, hunting, fishing, and scuba diving...Given name Jerry Paul Fontenot...Married (Stephanie).

J. Fontenot's Pro Stats

Games-Starts: 80-41 — 1989 (16-0); 1990 (16-2); 1991 (16-7); 1992 (16-16); 1993 (16-16)

Playoffs: 3-0 — 1990 (2-0); 1991 (1-0)

Gardocki Breakdown

	G	Punts	Yds	Avg	TB	In20	Lg
Home	16	75	3,105	41.4	10	20	61
Road	16	84	3,368	40.1	1	27	56
Outdoor	26	126	5,128	40.7	10	36	61
Dome	6	33	1,345	40.8	1	11	53

Playoffs: Kickoffs-Touchbacks: 4-0 — 1991 (4-0)

Gardocki's Single Game Highs

Long: 61 yards vs. Atl (9/27/92)
Avg: 47.2 yards at Det (12/20/92)
In-20: 4 at Phil (10/10/93)

Most: 8 at Min (9/12/93)
Yards: 306 at Det (12/20/92); at Min (9/12/93)



CHRIS GARDOCKI

17

Punter / Kickoffs

6-1 196

February 7, 1970

Clemson

Bears Season: 4th NFL Season: 4th

Acquired by Bears in third round of 1991.

PRO CAREER: Just four touchbacks in last 108 punts...Sixth in Bears history with 40.7 career gross average...42.9 avg. in '92 was best by a Bear in 25 years...Spent first 12 weeks of rookie season on IR before taking over kickoff duties when Butler injured hip muscle...Drafted as junior.

1993 SEASON: Punted 80 times forcing 38 fair catches (best in NFL), allowing just 22 returns for 115 yards (fewest in NFL), and just two touchbacks (fewest in NFL)...Career-highs at Min (9/12) with eight punts and 306 yards...Forced five fair catches and placed four In-20 at Phil (10/10)...Remarkable four-yard punt after snap sailed over head on Thanksgiving at Det (11/25)...Season-long 58-yarder vs. Den (12/18)...FG and PAT holder; passed to Butler on fake field goal (10/25)—incomplete...Made tackle on opponent's 34-yard return at TB (12/12)...Handled all kickoffs (except one) placing 20 of 63 in endzone; nine touchbacks. **Games played: 16**

PREVIOUS SEASONS: 1992 — Punted 79 times for 42.9 gross average, best since Bobby Joe Green's 42.9 in 1967...Placed 19 kicks inside-the-20...Had just one touchback in 43 punts on the road...Two touchbacks and two in-20 in first pro game as punter...Three of six punts in-20 at NO (9/13) and at Det (12/20)...Career-long 61-yarder vs. Atl (9/27)...Game ball vs. TB (10/18) averaging 45.5 on four punts... Season-highs at Dal (12/27) with seven punts for 306 yards and two TBs...Completed one of three passes on fake punts, connecting with Mark Green for 43 yards at GB (10/25). **1991** — Handled kickoffs for final four regular season games and playoff contest after being activated from pre-season groin injury (11/28)...Kicked off 20 times (including playoffs) placing three in the endzone and two touchbacks...Punted 10 times (39.2 gross avg.) and made two of four field goals in pre-season...Made 47-man roster, but was immediately placed on IR (8/27)...Drafted as junior in third round (78th overall).

COLLEGIATE, PERSONAL: Three-year Tigers' punter and place kicker...Second in school history with 261 points (Obed Ariari had 288 from 1977-80)...Tied Ariari with 63 career FGs...Never missed an extra point in 72 attempts...First-team all-ACC as junior...96 points led team (fourth best in school history)...Third in country in FG accuracy (79.2)...Averaged 43.4 yards punting with 15 50-yards...Connected on 16 of 17 FGs inside 48 yards—lone miss was blocked... School record with 22 of 66 kickoffs resulting in touchbacks...57-yard FG vs. Appalachian State tied school and conference record...First-team all-ACC as punter and kicker as sophomore...Led ACC with 48 punts (43.0 avg), 15 in-20 and seven over 50-yards...Scored 107 points to set Tiger season record (22-29 FGs, 41-41 PATs)...Nine of 32 kickoffs were touchbacks...Honorable mention all-American as freshman ...Second-team all-ACC...Set school mark with 32 FGA...Eight 50-yards in 45 punts...First-team all-American by *Parade*...Attended Redan High in Stone Mountain, GA—same as Kevin Butler...Accounted for 173 of team's 283 points as senior...Played quarterback (40-87-75, 12 TDs passing, four rushing)...Kicked seven 40-yard FGs; five 50-yards including state-record 59-yarder...Scored 18 goals in soccer as junior... Majored in Recreation and Tourism...Continues to work towards degree in off-season...Given name Chris Allen Gardocki...Along with wife Sally, created NFL Trivia Blitz, a football trivia game.

Gardocki's Pro Stats

	Punts	Yds	Avg	TB	In 20	Lg	Blk	Net Avg	G
1991	0	0	0.0	0	0	0	0	0.0	4
1992	79	3,393	42.9	9	19	61	0	36.2	16
1993	80	3,080	38.5	2	28	58	0	36.6	16
Career	159	6,473	40.7	11	47	61	0	36.4	36

Also: Three pass attempts, one completion for 43 yards in 1992; 2 incompletions in 1993.

Kickoffs-Touchbacks: 133-21 — 1991 (16-2); 1992 (54-10); 1993 (63-9)

Fair Catches Forced: 53 — 1991 (0); 1992 (15); 1993 (38)

SHAUN GAYLE

Safety

5-11 202

March 8, 1962

Ohio State

23

Bears Season: 11th NFL Season: 11th

Acquired by Bears in 10th round of 1984.

PRO CAREER: Earned starting free safety position in 1988, but moved to strong safety in 1990 when Bears drafted Mark Carrier...Four career blocked kicks...Has played every position in secondary...Pro Bowl after '91 season.

1993 SEASON: Second on team with 124 tackles...13 stops, eight solo, at Min (9/12), and 12 tackles, 10 solo, in Viking rematch (10/25)...11 tackles and pass defended vs. GB (12/5)...Only Bears DB to record a sack in '93 with 13-yard takedown of Erickson at TB (12/12)...Tied for team-lead with 14 stops, 10 solo, and one forced fumble at Rams (1/2)...Post-season scope on right shoulder. **Games played-started:** 16-16

PREVIOUS SEASONS: **1992** — Started all 11 games after returning from IR...Led team with three fumbles recovered and third with 100 tackles and 52 solo stops...Six double-digit tackle games...Earned game ball at TB (10/18) in first game back: nine tackles, eight solo, two passes defended, and a nine-yard interception return...Recorded 13 tackles vs. GB (11/22) and at Hou (12/7)...Career-long 30-yard interception return vs. Pitt (12/13)...Season-high 14 tackles in season finale at Dal (12/27)...Suffered hip and knee injuries in training camp and opened season on IR...Missed first five games...Off-season surgery on right knee and left tibia (1/13/93). **1991** — Made first appearance in Pro Bowl as alternate replacing Cardinals' Tim McDonald...Missed most of pre-season with stress fracture in left shin. Placed on IR to open season...Activated (9/25) and played in nickel situations for three games before starting at NO (10/27) for injured Markus Paul...Responded with game ball performance: eight tackles, five solos, and one 11-yard interception...Nine-tackle game at Min (11/11) and vs. Mia (11/24)...Started final nine regular season games and post-season contest vs. Dal (12/29). **1990** — Pro Bowl as alternate...Started all 16 regular season games for first time and set career-highs in tackles (125), solos (75), forced fumbles (4), and passes defended (13)...Led club in solo stops and second in tackles...Highest defensive back grading in club history with Opening Day performance vs. Sea (9/9): nine tackles (seven solo), two passes defended, one forced fumble, and one interception...Recorded first career sack along with eight tackles at Den (11/18)...Season-high 11 tackles at Min (11/25) and at Wash (12/9)...Key fourth quarter interception and leading tackler with seven stops (six solo) in playoff win over Saints (1/6/91)...Career-high 16 tackles and 11 solos in playoff loss at NYG (1/13/91)...Six game balls: vs. Sea, vs. Rams, at Phx, at Den, vs. Det, and vs. NO. **1989** — Saw most action since '86...Tied for second on team with 108 tackles and three interceptions; fourth with eight passes defended...Game balls for nine tackles, fumble caused, and interception vs. Min (9/17); and eight tackles, fumble recovery, pass defended, and interception two weeks later vs. Phil (10/2)...Career-high 16 stops and 10 solo at Min (12/3)...13 tackles previous week at Wash (11/26), and 12 vs. TB (11/19)...Recovered fumble and returned it 11 yards at Det (9/24)...Re-injured neck in Week 5, but still started next week...Injured pectoral muscle in Week 6, but again started following game...Inactive for Weeks 8-9 when combination of injuries finally forced him out of lineup...Missed second half vs. GB (12/17) with sprained ankle. **1988** — Started four games at FS in injury riddled season...Made first start in season opener, but pulled hamstring following week in practice and missed next two games...Returned to lineup at GB (9/25) and had six tackles and key interception...Fractured vertebrae in fourth quarter at Det (10/9) and spent remainder of season on IR. **1987** — Pre-season ankle injury kept him out until 11/6...Special teams captain...Inserted as nickel back for the last six games...20-yard interception return for TD vs. Det (11/22). **1986** —

SHAUN GAYLE

Played in all 16 games...Made only interception vs. Pit (11/30)...Season-high four tackles vs. TB (12/7)...Blocked punt vs. GB (11/23) was recovered by Gentry in endzone in 13-10 win...Forced fumble at TB (11/9) and recovered fumble in rematch (12/7)...11 special teams tackles ranked fourth on team. **1985** — Moved from cornerback to safety in '85 training camp...Nickel back and key special teamer...Game ball after blocking punt in opener vs. TB (9/8)...Scored Bears' first TD vs. Giants in playoffs (1/5/86) on five-yard return after whiffed punt. **1984** — Started six games at CB after injuries to Richardson and Frazier...First pro interception, four tackles, and blocked kick in first start at St. Louis (10/14)...Broke right ankle vs. GB (12/9) and was on IR through playoffs...Broke hand in pre-season vs. GB (8/11)...Drafted in 10th round (271st overall).

COLLEGIATE, PERSONAL: Three-year starter for Ohio State...Paced Buckeye secondary in tackles (74), passes defended (8), and forced fumbles (3) as senior while starting all 12 games...Four career interceptions...Led team with 11 passes defended as junior...Degree in education...All-state, all-America at Bethel (VA) High as RB/DB...Brother Jimmy was Buckeye standout RB from 1979-83...Hobbies include basketball, music, and travelling...Given name Shaun LaNard Gayle...Single.

Gayle's Pro Stats

	Int-Yds	Tkls-Solo	Force Fum	Fum Rec	Pass Def	Sack-Yds	G-GS
1984	1-(1)	19-14	0	0	7	0-0	15-6
1986	1-13	14-9	1	1	2	0-0	16-0
1987	1-20	9-1	0	0	3	0-0	8-0
1988	1-0	22-11	0	0	4	0-0	4-4
1989	3-39	108-60	1	2	8	0-0	14-14
1990	2-5	125-73	4	1	13	1-5	16-16
1991	1-1	67-37	1	0	3	0-0	12-9
1992	2-39	100-48	0	3	6	0-0	11-11
1993	0-0	124-79	2	0	2	1-13	16-16
Career	12-126	606-348	9	8	48	2-18	128-76

Also: Blocked kick in '84, '85, '86, and '87.

Playoffs

1984	Injured Reserve — ankle						
1985	0-0	2-2	0	1	2	0-0	3-0
1986	0-0	0-0	0	0	0	0-0	1-0
1987	0-0	2-0	0	0	0	0-0	1-0
1988	Injured Reserve — neck						
1990	1-27	23-17	0	0	3	0-0	2-2
1991	0-0	4-3	0	0	0	0-0	1-1
Career	1-27	31-22	0	1	5	0-0	8-3

Gayle's Single Game Highs

Tackles: 16 at Min (12/3/89); at NYG* (1/13/91)

Solos: 11 at NYG* (1/13/91); 10 at Min (12/3/89); vs. Min (10/25/93); at Rams (1/2/94)

Long interception: 30 vs. Pit (12/13/92)

* Playoff game



CHRIS GEDNEY

84

Tight End
6-5 265
August 9, 1970
Syracuse

Bears Season: 2nd NFL Season: 2nd
Acquired by Bears in third round of 1993.

PRO CAREER: Played in just 7 games in injury-plagued rookie season.

1993 SEASON: Broke collarbone in intrasquad scrimmage (7/24) and missed all four pre-season games and first four regular season games...Returned at Phil (10/10) with two catches...Earned start following week vs. Min (10/25) and responded with six receptions for 69 yards and 24-yard long...Injured heel in practice (10/29) and missed two games...Played at SD (11/14) and at KC (11/21) catching just one five-yard pass...Started at Det (11/25) but left game in first quarter after re-injuring heel...Inactive next three games...Started vs. Det (12/26)...Two-yard catch in finale at Rams (1/2)...Drafted in third round (61st overall). **Games played-started: 7-3**

COLLEGIATE, PERSONAL — Played in every game in four seasons at Syracuse...Became full-time tight end as junior after seeing action as wide receiver and tight end as freshman and sophomore...First team all-American selection by AP, *Football News*, and Kodak and all-Big East selection after senior season...Second on club with 34 receptions for 587 yards and five TDs...Caught four passes for 47 yards, including two 12-yard TDs vs. Virginia Tech...Three receptions for 105 yards including 65-yard TD vs. Rutgers...Gained 103 yards following week on six receptions vs. West Virginia...Started every game as junior tight end catching a pass in 11 of 12 contests...Second on team with 25 receptions...Career-high eight catches for 107 yards against Pittsburgh...Played in every game of sophomore season, starting four at wide receiver or tight end...Third with 24 receptions for 332 yards...First career TD was 19-yard reception from tailback vs. Boston College...Played in every game as freshman, catching eight passes for 93 yards...Redshirted in 1988 as true freshman...All-state and honorable mention all-American choice at New York's Liverpool High...Caught 17 passes for 350 yards and seven TDs as team won 1987 league championship...Played forward on basketball team...Speech communications major...Given name Christopher Joseph Gedney...Wife, Kathy, teams with Shelley Chryst (wife of Bears staffer, Geep) to compete on Women's Professional Volleyball Association Pro Beach Tour.

Gedney's Pro Stats

	Rec.	Yds	Avg	LG	TD	G-GS
1993	10	98	9.8	24	0	7-3
Career	10	98	9.8	24	0	7-3

Gedney's Single Game Highs

Receptions: 6 vs. Min (10/25/93)

Rec. yards: 69 vs. Min (10/25/93)



JEFF GRAHAM

81

Wide Receiver**6-2 196****February 14, 1969****Ohio State****Bears Season: 1st NFL Season: 4th***Acquired by Bears in trade with Pittsburgh in 1994.*

PRO CAREER: Obtained by Bears in trade with Pittsburgh (4/29/94) in exchange for conditional draft choice...Four career 100-yard receiving games.

1993 SEASON: Third on Pittsburgh with 38 catches and 579 yards...Career-best 192 yards on seven catches vs. Hou (12/19). Most yards by a Steeler since Lynn Swann in 1972...Injured groin in Week 2 at Rams and missed following week...Returned with four catches at Atl (9/27)...Season-high eight receptions for 102 yards at Hou (11/28)...Team-high seven catches for 96 yards in playoff loss at KC (1/8). **Games played-started:** 15-12

PREVIOUS SEASONS: 1992 — Led team with 49 catches for 711 yards while starting just 10 games...Grabbed 34 catches for 536 yards in first six games before spraining ankle — ranked third in AFC receptions; second in receiving yards...Lone professional TD, 20-yarder, in season opener at Hou (9/6)...First 100-yard game vs. NYJ (9/13) with 146 yards on six receptions...Seven receptions for 115 yards vs. Cin (10/19)...Missed two weeks and returned with 14 grabs over final five weeks...Did not have a reception in post-season game at Buf (1/9). **1991** — Inactive for opener vs. SD (9/1), but played in next six games...First pro catch vs. NYG (10/14)...Six-yard catch in first start vs. Hou (11/24)...Quad injury in pre-season forced him out of first three pre-season games and inactive for regular season opener...Sixth wide receiver drafted (H. Moore, A. Harper, M. Pritchard, R. Hill, W. Carroll)...Drafted in second round by Pittsburgh (46th overall).

COLLEGIATE, PERSONAL: Ranked fourth in Ohio State history with 1,806 receiving yards and sixth with 98 receptions...Scored 12 TDs receiving and three on punt returns...Buckeye MVP and all-Big Ten as senior with 39 receptions for 760 yards, seven TDs and ranked third in nation with 14.9 average and two TDs on punt returns...Second in conference and 17th in nation with 11.8-yard punt return average...All-state quarterback, wide receiver, and basketball player at Archbishop Alter High in Kettering, OH...Majored in recreation education...Given name Jeff Todd Graham...Single.

Graham's Pro Stats

	Rec.	Yds	Avg	LG	TD	G-GS
1991 Pittsburgh	2	21	10.5	15	0	13-1
1992 Pittsburgh	49	711	14.5	51	1	14-10
1993 Pittsburgh	38	579	15.2	51	0	15-12
Career	89	1,311	14.7	51	1	42-23

Also: 1991: 8-46 punt returns; 3-48 kickoff returns.

Playoffs


1992 Pittsburgh	0	0	0.0	0	0	0-0
1993 Pittsburgh	7	96	13.7	35	0	1-1
Career	7	96	13.7	35	0	1-1

Graham's Single Game Highs

Receptions: 8 vs. Clev (10/11/92); vs. Hou (11/28/93)

Reception yards: 192 vs. Hou (12/19/93)

Long: 51 vs. NYJ (9/13/92); vs. Hou (12/19/93)



ROBERT GREEN

22

Running Back**5-8 212****September 10, 1970****William & Mary****Bears Season: 2nd NFL Season: 3rd*****Acquired by Bears off waivers from Washington in 1993.*****PRO CAREER:** Special teams standout...Used on offense in nickel situations.

1993 SEASON: Waived by Redskins in final cutdown (8/30) and claimed by Bears through waivers (8/31)...Tied for fourth with nine special teams tackles...Rushed six times vs. TB (9/26) and caught one five-yard pass...Returned one kickoff in five straight games (10/3 to 11/7) with a long of 30 yards...Game ball for special teams performance at Phil (10/10)...Five receptions for 29 yards at TB (12/12). **Games played-started:** 16-0

PREVIOUS SEASONS: 1992 — Finished third on 'Skins with 84 hits and second with 14 kickoff tackles...Special Teams Player of the Week after Week 5 vs. Den and Week 13 at NYG...Three carries for 28 yards including club's third-longest run of season (23 yards) vs. Den (10/12) on Monday night...Inactive at Phil (12/20)...Five rushes for 17 yards in playoff win at Min (1/2/93)...Signed by Redskins as undrafted free agent.

COLLEGIATE, PERSONAL: Finished career as William & Mary's all-time leading rusher with 3,543 yards...Gained 875 yards and 13 TDs as senior despite missing two games...Set school record with 1,408 yards and 19 TDs as junior...Three-sport standout at Friendly High in Maryland...Given name Robert David Green...Married (Pamela).

Green's Pro Stats

	Rush	Yds	Avg	LG	TD	Rec	Yds	Avg	LG	TD	KOR	Yds	Avg	LG	TD	G-GS
1992 Wash	8	46	5.8	23	0	1	5	5.0	5	0	1	9	9.0	9	0	15-0
1993 Bears	15	29	1.9	10	0	13	63	4.8	9	0	9	141	15.7	30	0	16-0
Career	23	75	3.3	23	0	14	68	4.9	9	0	10	150	15.0	30	0	31-0

Green's Single Game Highs

Rushes: 6 vs. TB (9/26/93)
 Rushing yards: 23 vs. Den (10/12/92)
 Long rush: 23 vs Den (10/12/92)
 KORs: 2 vs. Den (12/18/93)
 Long KOR: 30 vs. Atl (10/3/93)

Receptions: 5 at TB (12/12/93)
 Receiving yards: 29 at TB (12/12/93)
 Long rec: 9 at TB (12/12/93)
 KOR yards: 30 vs. Atl (10/3/93)

DOMED

For the second year the Bears will not play in a dome for any of their non-division games. Chicago has 20 wins in their 43 "dome games" including the biggest in franchise history, the 46-10 Super Bowl XX victory over New England in New Orleans' Superdome.

Stadium	Team	Year opened	Bears' W-L	Last game
Silverdome	Detroit Lions	1975	9-9	1993 W, 10- 6
Astrodome	Houston Oilers	1968	1-2	1992 L, 24- 7
Hoosierdome	Indianapolis Colts	1984	2-0	1991 W, 31-17
Metrodome	Minnesota Vikings	1982	5-7	1993 L, 7-10
Superdome	New Orleans Saints	1975	2-3*	1992 L, 28- 6
Kingdome	Seattle Seahawks	1976	1-2	1984 L, 38- 9
Georgia Dome	Atlanta Falcons	1992		(have never played)

*includes win in Super Bowl XX



ANDY HECK

64

Tackle**6-6 296****January 1, 1967****Notre Dame****Bears Season: 1st NFL Season: 6th****Acquired by Bears as "Transition" free agent in 1994.**

PRO CAREER: Signed by Bears (2/21) from Seattle. As their transition player, Seahawks had right of first-refusal which they declined (3/1)...Has started 40 games at left tackle (1989-91), 16 at right tackle (1993), 16 at left guard (1992), and one at tight end (1989)...Only Seahawk to start 10 games at three different positions.

1993 SEASON: Moved from left guard to right tackle during off-season and started every game...Did not miss an offensive play all season...Part of an offensive line unit which led the AFC in rushing for first time ever (125.9 ypg). **Games played-started:** 16-16

PREVIOUS SEASONS: **1992** — Started 13 games at left guard...Injured ankle vs. Raid (10/18) and went on IR missing next three games...Designated transition player after season. **1991** — Started 16 games at left tackle and did not miss an offensive snap. **1990** — Missed just nine plays all season while starting all 16 games at left tackle. **1989** — Played in every game, starting eight at left tackle and one at tight end...Opened first two games at tackle before subbing next seven...Only second offensive lineman rookie in Seattle history to start on Opening Day...Starting tight end at Cin (12/10) as Seahawks opened in double-tight end set. Played remainder of game at tackle...Unanimous first-team all-rookie selection...Drafted in first round by Seattle (15th overall).

COLLEGIATE, PERSONAL: Four-year letterman who converted from tight end to tackle in spring prior to senior season...First-team all-America by *The Sporting News*, Associated Press, UPI, and *Football News* as co-captain of 12-0 national championship team as senior...Started every game as tight end as junior catching five passes for 57 yards; career numbers of 16 for 155 yards and 1 TD...Lettered in football, basketball and track at W.T. Woodson High in Fairfax, VA where his jersey is retired...One of three Seahawks nominated for 1993 Edge NFL Man of the Year...His fifth grade teacher, Marylou Winkler of Annandale, VA, was named NFL Teacher of the Year in January, 1994, after being nominated by Heck. She received \$5,000 from the NFL and the school received a \$10,000 scholarship in both their names...Graduated with degree in American studies...Given name Andrew Robert Heck...Married (Jennifer)...Son (Jonathan).

Heck's Pro Stats

Games-Starts: 77-70 — 1989 Seattle (16-9); 1990 Seattle (16-16); 1991 Seattle (16-16); 1992 Seattle (13-13); 1993 Seattle (16-16)

WHO'S LEFT

Since 1987, six different Bears have started at the important left tackle position. Also, for the last four Opening Days, the starter has been a different player.

	Reg. Season Starts since '87	Opening Day starts since 1987
Jay Leeuwenburg	6	1993
Troy Auzenne	26	1992
Stan Thomas	7	1991
John Wojciechowski	24	1988; also 1 playoff start
Jim Covert	46	1987, 89, 90; also 5 playoff starts
Paul Blair	2	both starts came in '87



MERRIL HOGE

33

Fullback
6-2 230
January 26, 1965
Idaho State

Bears Season: 1st NFL Season: 8th

Acquired by Bears as unrestricted free agent in 1994.

PRO CAREER: Signed with Bears as unrestricted free agent (3/11/94) from Pittsburgh Steelers...Ranks sixth in Steeler history with 241 receptions, seventh with 5,169 yards from scrimmage, and eighth with 3,115 rushing yards...Owns team record for most receptions by a running back with 50 in 1988...Has played in last 107 games, starting 79.

1993 SEASON: Third with 51 carries and 249 rushing yards, fourth with 30 points, fifth with 33 receptions, and sixth with 247 receiving yards...Streak of 42 games with a reception ended on Opening Day vs. SF (9/5)...Season-high 64 yards on Monday night vs. Buf (11/15) after first-quarter injury to Foster...Career-high eight receptions and two receiving TDs vs. NE (12/5)...Lone rushing TD came on five-yard run vs. Hou (12/19). **Games played-started:** 16-13

PREVIOUS SEASONS: **1992** — Served primarily as blocking back totalling 150 yards rushing and 28 receptions — fewest since rookie season...Season-high 8 carries in back-to-back games vs. NYJ (9/13) and at SD (9/20), but averaged just 2.6 carries in other 14 games...Only TD came on 11-yard catch at Buf (11/8)...Did not have a rush or catch in playoff loss at Buf (1/9). **1991** — Steelers' leading rusher for third time in four years with 610 yards...Second with 49 catches...Only Steeler with a reception in every game...Averaged 8 carries in first seven weeks; but 12 in last 9 when Barry Foster was injured...Tied career-best with six receptions at Clev (10-27)...Season-high 79-yards vs. Cin (12/15). **1990** — Led team with career-high 772 rushing yards and 7 rushing TDs, second with 40 receptions, fifth in AFC with 10 TDs and seventh with 1,114 yards from scrimmage...Caught two TDs and ran for one more vs. Rams (10/29)...Regular season-best 117 yards vs. NE (12/9) in only game he did not start...Rushed for two TDs in season finale at Hou (12/30). **1989** — Led team in playoffs with 220 rushing yards, 11 receptions, and two TDs...Rushed for 100 yards in post-season at Hou (12-31) followed by 16-120 rushing and 8-60 receiving at Den (1-7)...Led team with 8 TDs, second with 651 rushing yards, and third with 34 receptions in regular season...Slowed by hamstring in first half of season, but had 7 rushing TDs in last six weeks including three at Mia (11-26) which tied club record. **1988** — Led team with 705 rushing yards...Tied for team lead with 50 catches which were most ever by a Pittsburgh running back...First Steeler to lead team in rushing and receiving since Franco Harris in 1982...Ninth in AFC with 1,192 yards from scrimmage...Started final 8 games...First 100-yard game came vs. Phil (11/13), 21-102...Scored game-winning TD on 16-yard reception with :20 remaining at Hou (12/4). **1987** — Played in 13 games, mostly on special teams, making 7 tackles...Scored first NFL touchdown on 20-yard pass from Steve Bono vs. Ind (10-18) in last non-uniform game...Drafted in 10th round by Pittsburgh (261st overall).

COLLEGIATE, PERSONAL: Set 11 Idaho State school records including career rushing attempts (591), career rushing yards (2,713), career all-purpose yards (5,453), season rushing attempts (213), season rushing yards (1,041), and season all-purpose yards (2,113)...Scored 44 TDs to break conference record; 268 points set school mark...Led team and conference in receiving each of last three years...Jersey #33 was retired by school on Feb. 2, 1990...Idaho Governor Cecil Andrus announced Feb. 1-2, 1990 as "Merril Hoge Days"...Graduated with degree in education...Prepped at Idaho's Pocatello High gaining 1,056 yards to earn all-state and all-conference honors...Given name Merrill DuAine Hoge...Married (Toni)...Daughter (Kori).

Hoge's Pro Stats

	Rush	Yds	Avg	Lg	TD	Rec	Yds	Avg	Lg	TD	G-GS
1987 Pittsburgh	3	8	2.7	5	0	7	97	13.9	27	1	13-0
1988 Pittsburgh	170	705	4.1	20	3	50	487	9.7	40	3	16-8
1989 Pittsburgh	186	621	3.3	31	8	34	271	8.0	22	0	16-16
1990 Pittsburgh	203	772	3.8	41	7	40	342	8.6	27	3	16-15
1991 Pittsburgh	165	610	3.7	24	2	49	379	7.7	25	1	16-16
1992 Pittsburgh	41	150	3.7	15	0	28	231	8.3	20	1	16-11
1993 Pittsburgh	51	249	4.9	30	1	33	247	7.5	18	4	16-13
Career	819	3,115	3.8	41	21	241	2,054	8.5	40	13	109-79

Also: 1 KOR for 13 yards in 1987; 3 KOR for 33 yards in 1993.

Playoffs

1989 Pittsburgh	33	220	6.7	49	2	11	86	7.8	19	0	2-2
1992 Pittsburgh	0	0	0.0	0	0	0	0	0.0	0	0	1-2
Career	33	220	6.7	49	2	11	86	7.8	19	0	3-3

Hoge's Single Game Highs

Rushes: 21 vs. Den (10-23-88); vs. Phil (11-13-88)

Rush yards: 120* at Den (1-7-90); 117 vs. NE (12-9-90)

Long rush: 49* at Hou (12-31-89); 41 vs. NE (12-9-90)

TDs rushing: 3 at Mia (11-26-89)

Receptions: 8* at Den (1-7-90); 6 (3 times; Last: at Clev 10-27-91)

Rec. yards: 90 at Hou (12-4-88)

Long rec: 40 at Hou (12-4-88)

TD receiving: 2 vs. Rams (10-29-90)

*Post-season game

NFL MAN OF THE YEAR NOMINEES

Last year Edge shaving cream sponsored the NFL's Man of the Year. Won by the Chief's Derrick Thomas, the award is for playing excellence as well as off-the-field contributions. Previously sponsored by Travelers' insurance, the honor has twice been won by a Bear: Dave Duerson in 1987 and Mike Singletary in 1990. A list of the Bears' nominees and the league winner since 1981:

Year Bears Nominees

1981	Walter Payton
1982	Roland Harper
1983	Jim Osborne
1984	Jim Covert, Les Frazier, Mike Singletary
1985	Jim Covert
1986	Matt Suhey
1987	Dave Duerson
1988	Neal Anderson
1989	Ron Rivera
1990	Mike Singletary
1991	Jay Hilgenberg
1992	Richard Dent, Jim Harbaugh, Lemuel Stinson
1993	Kevin Butler, Mark Carrier, Wendell Davis

NFL Winner

Lynn Swann, Pittsburgh Steelers
Joe Theismann, Washington
Rolf Bernirschke, San Diego
Marty Lyons, NY Jets
Dwight Stephenson, Miami
Reggie Williams, Cincinnati
DUERSON
Steve Largent, Seattle
Warren Moon, Houston
SINGLETARY
Anthony Muñoz, Cincinnati
John Elway, Denver
Derrick Thomas, Kansas City

KEITH JENNINGS



85

Tight End
6-4 270
May 19, 1966
Clemson

Bears Season: 4th NFL Season: 5th
Acquired by Bears as free agent in 1991.

PRO CAREER: Starting tight end last two seasons...17 of his 51 career receptions and only pro TD have come against the Packers.

1993 SEASON: Missed first three games with knee injury suffered in training camp practice (8/15)...Started final 10 games...First catch of season came in Game 7...Both three-catch games came against the Packers: 3-32 at GB (10/31) and 3-38 vs. GB (12/5) including career-long 29-yarder. **Games played-started:** 13-11

PREVIOUS SEASONS: **1992** — Fifth on club with 23 receptions...Earned game ball in season opener vs. Det with three catches for 43 yards and career-long 23-yarder...Three catches for 34 yards vs. NYG in Week 3...Did not start next week vs. Atl (9/27) due to sore shoulder...Returned to starting line-up at Min (10/4) but was back as sub the following week...Grabbed first pro TD and two receptions as starter at GB (10/25)...Seven receptions in final eight game after catching 14 in first eight. **1991** — Joined club (10/9) when Cap Boso was lost for the season...Started for injured Thornton vs. GB (12/8) and led club with four catches for 63 yards to earn a game ball...Started final two games and playoff contest vs. Dal...Saw first action at GB(10/17) catching one seven-yard pass...Spent training camp with Broncos; released in final cutdown. **1990** — Released by Cowboys during training camp...Joined Montreal Machine in WLAF. **1989** — Waived in final cuts, but rejoined Dallas practice squad...Activated in Week 7 and played in final 10 games on special teams and as second tight end...First pro reception was six-yarder at NYG (12/16)...Four-for-37 yards vs. GB (12/24) in season finale...Drafted in fifth round by Dallas (113th overall).

COLLEGIATE, PERSONAL: Honorable mention all-America wide receiver as senior...Finished as Tigers' eighth all-time leader with 78 catches and ninth with 1,117 yards...Led Tigers with 30 receptions in 1988...Led wideouts in "knockdown blocks" final two years...Had Clemson bowl-record with 110 receiving yards vs. Penn State in Citrus Bowl as junior season...Top regular season game was 6-84 yards vs. NC State in '87...Caught 85 passes for 1,760 yards and 17 TDs in final two years at Summerville High (SC)...Led team to three state titles...All-state first baseman who played on two state champion teams...Brother of Stanford Jennings, former Bengals running back/kick returner...Given name Keith O'Neal Jennings...Married (Yolanda).

Jennings' Pro Stats

	Rec.	Yds	Avg	LG	TD	G-GS
1989 Dallas	6	47	7.8	14	0	10-0
1990	Did not play					
1991 Bears	8	109	13.6	19	0	10-3
1992 Bears	23	264	11.4	23	1	16-14
1993 Bears	14	150	10.7	29	0	13-11
Career	51	570	11.2	29	1	49-28
Playoffs						
1991 Bears	0	0	0.0	0	0	1-1
Career	0	0	0.0	0	0	1-1

Jennings' Single Game Highs

Rec.: 4 vs. GB (12/24/89); vs. GB (12/8/91) Rec. yards: 63 vs. GB (12/8/91)
 Long: 29 vs. GB (12/5/93)



KESHON JOHNSON

25

Cornerback
5-10 183
July 17, 1970
Arizona

Bears Season: 2nd NFL Season: 2nd

Acquired by Bears in seventh round of 1993.

PRO CAREER: Used as nickel back during rookie season.

1993 SEASON: Contributed five tackles, three solo...Inactive at Phil (10/10)...Recovered on-side kick in final minutes vs. Raid (11/7)...Two tackles on Thanksgiving at Det (11/25)...Drafted in seventh round (173rd overall). **Games played-started:** 15-0

COLLEGIATE, PERSONAL: Started at cornerback in senior season after transferring from junior college...All-America honorable mention as senior by *Football News*...All-Pac Ten first-team...Started all 12 games at right corner on defense which ranked second in NCAA...Recorded 47 tackles, deflected nine passes...Seven tackles, six solo, vs. Washington State...Career-high eight solo stops in win over UCLA...Helped in upset of No. 1-ranked Washington with seven tackles, two passes defended, and 21-yard interception...Registered 24 stops and three passes defended in nine games of junior season...All-conference and all-state during two-year career at Fresno City College...Served as team captain in sophomore season...All-city selection at Edison High in Fresno...Team captain as senior...Sociology major...Aspires to become sportscaster...Given name Keshon Lorenzo Johnson...Single.

Johnson's Pro Stats

	Int-Yds	Tkls-Solo	Force Fum	Fum Rec	Pass Def	Sack-Yds	G-GS
1993	0	5-3	0	0	0	0	15-0
Career	0	5-3	0	0	0	0	15-0

FINAL SPECIAL TEAMS TACKLES

	Tackles	In-20	Other
Douglass	15	4	1 FF
Baker	12	2	BPR for TD
Cox	11	4	1 FR
Christian	9	5	
Green	9	2	
Fontenot, Al	6		BEX
Paul	5	1	
Leeuwenburg	5		
Smith, Vinson	3	2	
Cain	3	1	
Johnson	2	2	OKR
Carrier	2		
Minter	2		
Snow	2		
Miniefield	2		

	Tackles	In-20	Other
Gardocki	1		
Ivlow	1		
Wetnight	1		
McGuire	1		
Simpson			BFG

Key: FF = Forced fumble PD = Punt deflected
 FR = Fumble recovered BP = Blocked punt
 BFG = Blocked field goal
 BEX = Blocked extra point
 BPR = Blocked punt recovery
 OKR = Onside kick recovery



DANTÉ JONES

53

Linebacker**6-2 235****March 23, 1965****Oklahoma****Bears Season: 7th NFL Season: 7th*****Acquired by Bears in second round of 1988.***

PRO CAREER: Recorded 189 tackles in '93, most ever by a Bear...First Bear linebacker to lead the team in interceptions since Ross Burpbacher in 1976. A middle linebacker hasn't had four since Butkus in 1971.

1993 SEASON: Led team in tackles (189), solos (117), assisted (72); tied for lead in interceptions (4); second in passes defended (11)...Led team in tackles in nine games; recorded at least 10 tackles in 13 games...Fifteen stops and 10 solos in season opener...Three passes defended and two interceptions vs. TB (9/26)...Only linebacker to play vs. Falcons' Red Gun offense (10/3); finished with seven solos...15 tackles, sack, and fumble recovery at Phil (10/10)...64 tackles in four-game stretch (10/10 to 11/7)...Game ball for 14 tackles, 12 solo, at SD (11/14)...22-yard interception, 12 tackles, 10 solo on Thanksgiving at Det (11/25)...NFC Defensive Player of the Week and PFWA's NFL Player of the Week vs. GB (12/5); 11 tackles, six solo tackles, one interception he returned six yards before laterally to Lincoln who ran 80 yards for a TD, and one fumble recovery he took 32 yards for his first professional TD...Let team in tackles final three games including 14 in season finale at Rams (1/2). **Games played-started: 16-16**

PREVIOUS SEASONS: **1992** — Finished with 29 tackles in back-up role...Second on club with 10 special teams tackles...Played in first 13 games before injuring right hamstring at Hou (12/7) and being placed on IR (12/11)...Three solo tackles vs. NYG (9/21)...Five tackles, four solo at GB (10/25)...Seven tackles vs. Min the following week. **1991** — Season-high nine tackles, six solo, vs NYG (9/15). Prevented TD with goalline stop of Ottis Anderson...Six stops, four solo, and one forced fumble at Buf (9/29)...Four solo tackles following week vs. Wash (10/6)...Eight stops vs. Dal (12/29). **1990** — Injured knee in pre-season practice (8/27) and placed on IR (9/4)...Activated 12/19 following game at Det when Rivera, Roper, and Cox all were injured...Recorded four tackles and 14-yard sack vs. TB (12/23)...Sack vs. KC (12/29)...Recovered blocked field goal in playoffs vs. NO (1/6/91) and contributed two tackles on special teams. **1989** — Replaced injured Singletary at MLB early in season finale at SF (12/24). Finished with career-high 14 tackles, nine solo...Started at RLB in opener vs. Cin (9/10) recording six tackles...Injured hamstring in Week 3 and placed on IR (9/27)...Returned at Pit (11/12) and contributed primarily on special teams for remainder of season. **1988** — Made only start vs. Dal (10/16) at RLB for injured Morrissey...Had 10 tackles, six solos, before spraining left ankle in fourth quarter...Did not play following week and was sub and special teamer in remaining games...Drafted in second round (51st overall).

COLLEGIATE, PERSONAL: Big Eight Defensive Player of Year as senior...Had 118 tackles to pace unit that allowed just 82 points in 11 games...Had three interceptions...Split time at OLB as junior...Defensive Player of Game in 1987 Orange Bowl after nine tackles, deflected pass, and interception while filling in for suspended Brian Bosworth...Split time as sophomore recording 71 tackles and two sacks...All-state linebacker at Dallas' Skyline High...Degree in political science...Enjoys writing songs in spare time...Started business Pro Sports Placement which sets up appearances for players and special events for charities...Given name Danté Delaneo Jones...Fiancée (Pamela)...Son (Jamarcus).

DANTÉ JONES

Jones' Pro Stats

	Int-Yds	Tkls-Solo	Force Fum	Fum Rec	Pass Def	Sack-Yds	G-GS
1988	0	16-10	0	0	0	0	15-1
1989	0	28-14	0	0	0	0	10-1
1990	0	9-6	1	0	0	2-21	2-0
1991	0	28-16	1	0	0	0	16-0
1992	0	29-16	0	0	0	0	13-0
1993	4-52	189-117	1	2	11	1-2	16-16
Career	4-52	299-179	3	2	11	3-23	72-18
Playoffs							
1988	0-0	0	0	0	0	0-0	2-0
1990	0-0	0	0	0	0	0-0	2-0
1991	0-0	8-2	0	0	0	0-0	1-0
Career	0-0	8-2	0	0	0	0-0	5-0

Jones' Single Game Highs

Tackles: 18 vs. Raid (11/7/93)
Interceptions: 2 vs. TB (9/26/93)

Solos: 12 at SD (11/14/93)
Long int: 22 at Det (11/25/93)
Passes defended: 3 vs. TB (9/26/93)

CAREER GAMES AND STARTS

Player	Career		Consecutive	
	G	S	G	S
Armstrong	73	72	19	19
Auzenne	27	27	11	11
Baker	16	0	16	0
Bellamy	6	0	0	0
Blaylock	71	28	3	3
Bortz	159	143	27	27
Brooks	0	0	0	0
Burger	0	0	0	0
Butler	140	—	140	—
Cain	72	28	12	12
Carrier	64	62	64	21
Christian	16	1	6	0
Conway	16	6	16	2
Cook	80	59	80	0
Cox	51	4	32	0
Davis	81	55	0	0
Douglass	100	12	54	0
Epps	53	22	1	0
Fontenot, Al	16	0	16	0
Fontenot, Je	80	41	80	38
Gardocki	36	—	36	—
Gayle	128	76	27	27
Gedney	7	3	2	2
Graham	42	23	13	1
Green	31	0	17	0
Heck	77	70	22	22
Hoge	109	79	107	1
Jennings	49	28	13	0
Johnson	15	0	11	0

Player	Career		Consecutive	
	G	S	G	S
Jones	72	18	16	16
Kmet	0	0	0	0
Kramer	38	17	4	4
Leeuwenburg	28	16	28	16
Lincoln	16	7	16	0
Mangum	43	3	2	0
Matthews	0	0	0	0
McGuire	9	0	4	0
Miniefield	9	0	0	0
Minter	2	0	0	0
Myslinski	4	0	1	0
Obee	18	5	16	1
Perry	13	3	11	0
Primus	0	0	0	0
Ryan	58	5	0	0
Schwartz	1	0	0	0
Simpson	11	0	9	0
Smith	64	39	37	1
Spellman	31	0	20	0
Tillman	80	10	80	0
Waddle	50	40	1	1
Walsh	31	24	2	1
Wetnight	10	1	0	0
Williams	22	0	0	0
Woodford	71	71	45	45
Worley	44	25	9	3
Zorich	44	18	35	16

Regular season only.



ERIK KRAMER

12

Quarterback**6-1 200****November 6, 1964****North Carolina State****Bears Season: 1st NFL Season: 5th*****Acquired by Bears as unrestricted free agent in 1994.***

PRO CAREER: Signed with Bears as unrestricted free agent (2/21) from Detroit...Career record of 11-6 as starter in regular season: 3-1 in '93 (0-1 in playoffs); 1-2 in '92; 6-2 in '91 (1-1 in playoffs); 1-1 in '87...Two 300-yard games: one regular season and one playoff.

1993 SEASON: Signed by Dallas in April of '93 as a restricted free agent, but Lions matched the Dallas offer...Did not play in first four games (designated third quarterback three times) before taking over for Ware in third quarter at TB (10/3) and completing 11 of 24 for 120 yards and one int...Third quarterback for next 7 games, not seeing game action...Made first start of season at Phx (12/12) setting a personal record with 76% completion (19 of 25) for 257 yards, 3 TDs, and no ints...Added two more TD tosses, with no interceptions, the following week vs. SF (12/19) on 19 of 29 for 220 yards...Opened vs. Bears (12/26) and completed career-best 23 passes on 31 attempts for 223 yards, 2 TDs, and 1 int. Led team on 12-play, 80-yard, fourth-quarter TD drive completing all six attempts for 47 yards...Hit 15 of 29 for 182 yards, 1 TD, and no picks in beating GB (1/2) to win Central division title in season finale, 30-20...Lions lost in re-match vs. GB in First Round with Kramer connecting on 22 of 31 for 248 yards, 1 TD, and 2 ints. **Games played-started:** 5-4

PREVIOUS SEASONS: **1992** — Entered season as back-up to Rodney Peete...Did not see action in the first five contests...Relieved Peete in the fourth quarter of games 6-9...Earned first start of the season the following week at Pit (11/15) completing 20 of 37 for 304 yards, including a 73-yard TD, and one int...Started at Cin (11/22) completing 12 of 25 for 141 yards with three int. as the Lions beat the Bengals, 19-13...Was the starter for the third consecutive week vs. Hou (11/26), setting a new career-long with a 77-yard TD pass to Herman Moore while completing 12 of 21 for 163 yards with a pair of TDs and interceptions...Did not play following week at GB (12/6) and was inactive for the final three games. **1991** — Entered camp as third-string QB, but emerged as second-string QB following a steady pre-season performance...Attempted and completed the first two passes of his Lions career in a 33-24 win at Ind. (9/22)...Replaced Peete on Detroit's opening drive vs. Dal (10/27), completing 9 of 16 passes for 108 yards and two TDs...Made his first start the following week at Chi (11/3), hitting 19 of 40 passes for 218 yards, one TD and two ints...Completed 20 of 30 for 248 yards and rushed for his first TD the following week at TB (11/10)...Hit 15 of 25 for 185 yards and 3 TDs in the first of Detroit's seven straight wins...Hooked up with Willie Green for a 73-yard TD in a 34-20 win over the NYJ (12/8)...Error-free performance in playoff-clinching win at GB (12/15), hitting 14 of 19 for 131 yards and two TDs...Established Lions playoff records for completions and passing yards in the Lions' 38-6 Second Round win vs. Dal (1/5), completing 29 of 38 for 341 yards, three TDs and no interceptions in being named NFC Offensive Player of the Week...Connected on 21 of 33 passes for 249 yards and one TD with one int. in the NFC Championship contest at Wash (1/12). **1990** — Signed by Lions as free agent after he contacted the club...Had impressive pre-season connecting on 12 of 26 for 208 yards, 1 TD, and 1 int. and also demonstrated good arm strength...Rushed four times for 20 yards, but sustained shoulder injury vs. KC (8/24)...Made 47-man roster, but was immediately placed on IR where he remained the entire season. **1989** — Missed entire season due to knee injury suffered in Calgary training camp. **1988** — Played in five games for Calgary Stampeders. **1987** — Released by Saints after training camp...Signed with Atlanta during '87 players strike and played in all three non-union games...Completed 5 of 13 for 48 yards and 2 ints in NFL debut vs. Pit (10/4)...Led Atlanta to 24-20 upset win over veteran-laden Rams (10/18) bringing Falcons back from 17-0

ERIK KRAMER

halftime deficit by completing 19 of 30 for 232 yards and all three TDs in the second half (finished with 27-46-335, 3 TDs, 2 ints.)...Originally signed by Saints as undrafted free agent.

COLLEGIATE, PERSONAL: Named the 1986 ACC Player of the Year at North Carolina State where he broke eight school passing records...Passed for 4,757 yards and 31 touchdowns in just two seasons...Led the Wolfpack to an 8-2-1 regular season mark and a trip to the Peach Bowl as a senior...Spent two seasons at Pierce Junior College in California...Led Pierce to a 10-0 season and a berth in the Potato Bowl in 1984...Prepped at Burroughs High School in Burbank, CA...Hosts the Erik Kramer Celebrity Golf Tournament which benefits Valley Junior College in Van Nuys, CA...Helps put on annual sports carnival in Santa Monica to raise money for the Children's Cancer Research Foundation...Nicknamed "Brass" by his Lion teammates...Given name William Erik Kramer...Married (Marshawn)...Son (Griffen).

Kramer's Pro Stats

	Att	Cmp	Yds	Pct	Lg	TD	Int	Rate	Rush	Yds	Avg	Lg	TD	G-GS
1987 Atlanta	92	45	559	48.9	33	4	5	60.0	2	10	5.0	11	0	3-2
1988 Calgary (CFL)	[62 of 153 for 964 yards, 5 TDs, 13 interceptions in 5 games]													
1989 Calgary (CFL)	Knee injury													
1990 Detroit	Injured Reserve — shoulder													
1991 Detroit	265	136	1,635	51.3	73	11	8	71.8	35	26	.7	12	1	13-8
1992 Detroit	106	58	771	54.7	77	4	8	59.1	12	34	2.8	11	0	7-3
1993 Detroit	138	87	1,002	63.0	48	8	3	95.1	10	5	.5	4	0	5-4
NFL Career	601	326	3,967	54.2	77	27	24	73.1	59	75	1.2	12	1	38-17

Playoffs

1991 Detroit	71	50	590	70.4	32	4	1	108.3	4	4	1.0	3	0	2-2
1993 Detroit	31	22	248	70.9	31	1	2	78.4	1	1	1.0	1	0	1-1
Career	102	72	838	70.6	32	5	3	99.2	5	5	1.0	3	0	3-3

Kramer's Single Game Highs

Attempts: 40 at Chi (11/3/91)	Completions: 23 at Chi (12/26/93)
Yards Passing: 304 at Pit (11/15/92)	TDs: 3 vs. Rams (11/17/91); at Phx (12/12/93)
Interceptions: 3 at Cin (11/22/93)	Long Pass: 77 vs. Hou (11/26/92)
Rush Yards: 10 vs. Dal (10/27/91)	Long Rush: 12 vs. Rams (11/17/91)

THANKSGIVING DAY GAMES

Overall record: 15-12-2

vs. Detroit: 8-5-0 — vs. Dallas: 0-2-0 — vs. Chicago Cardinals: 7-3-2

11-25-20*	Chi Tigers 6	STALEYS 0	11-28-35	Lions 14	BEARS 2
11-24-21*	Buf. All-Americans 6	STALEYS 7	11-26-36	Lions 13	BEARS 7
11-30-22	Cardinals 6	BEARS 0	11-25-37	BEARS 13	Lions 0
11-29-23*	BEARS 3	Cardinals 0	11-24-38	Lions 14	BEARS 7
11-27-24	BEARS 21	Cardinals 0	11-24-47	BEARS 34	Lions 14
11-26-25*	Bears - Cardinals (0-0 Tie)		11-24-49	BEARS 28	Lions 7
11-25-26*	Bears - Cardinals (0-0 Tie)		11-27-52	Texans 27	BEARS 23
11-24-27*	Cardinals 3	BEARS 0	11-26-64	BEARS 27	Lions 24
11-29-28*	BEARS 34	Cardinals 0	11-24-77	BEARS 31	Lions 14
11-28-29	Cardinals 40	BEARS 6	11-22-79	Lions 20	BEARS 9
11-27-30*	BEARS 6	Cardinals 0	11-27-80	BEARS 23	Lions 17 (OT)
11-26-31*	BEARS 18	Cardinals 7	11-26-81	Cowboys 10	BEARS 9
11-24-32*	BEARS 34	Cardinals 0	11-28-91	Lions 16	BEARS 6
11-30-33*	BEARS 22	Cardinals 6	11-25-93	BEARS 10	Lions 6
11-29-34	BEARS 19	Lions 16	* Indicates home game		



JAY LEEUWENBURG

58

Offensive Lineman**6-3 290****June 18, 1969****Colorado****Bears Season: 3rd NFL Season: 3rd*****Acquired by Bears through waivers from KC in 1992.***

PRO CAREER: Has played all five positions on offensive line; also long snaps.

1993 SEASON: Worked all pre-season at center and guard, but started season at left tackle due to Auzenne's injury...Moved to right tackle at GB (10/31) where he started the final 10 games...Missed final three quarters at TB (12/12) with injured ribs. **Games played-started:** 16-16

PREVIOUS SEASONS: 1992 — Joined Bears (9/2) and was inactive for first game...Active, but did not play, in next three games before seeing action on kickoff return at Min (10/4)...Played right guard for a quarter at TB (11/15)...Returned a kickoff seven yards vs. Pit (12/20)...Saw significant action in final three games at right and left guard as Bears used rotation on offensive line...Drafted in ninth round by Kansas City (244th overall), but left unprotected by Chiefs after final cuts and was claimed by Bears.

COLLEGIATE, PERSONAL: Consensus all-America pick and first-team all-Big Eight as senior...Started every game despite breaking right hand in second game of season vs. Stanford...Used left hand to snap while bone healed...Honorable mention all-America and first-team as junior while starting all 12 games at center...Made key block on one-yard TD giving Colorado a 10-9 victory over Notre Dame in national championship Orange Bowl...Honorable mention all-Big Eight as sophomore while starting every game...Played in six games as back-up center in '88...Redshirt as true freshman in '87...Graduated with degree in English...Had highest grade-point average on team...Played every offensive line position and defensive tackle at Missouri's Kirkwood High...Also participated in wrestling and basketball...Enjoys reading and cooking, involved with the Diabetes Foundation...Father, Richard, played tackle one season for the Bears in 1965...Given name Jay Robert Leeuwenburg...Married (Ingher).

Leeuwenburg's Pro Stats

Games-Starts: 28-16 — 1992 (12-0); 1993 (16-16)

Also: 1 KOR for 7 yards in 1992.

CHICAGO BEARS FIGHT SONG

The Chicago Bears fight song, *Bear Down, Chicago Bears*, was introduced in 1941. Though Jerry Downs is listed as the composer, it a pseudonym for Al Hoffman, who also wrote the words and music for the song *If I Knew You Were Coming, I'd Have Baked a Cake*.

Hoffman's words for the Bears' fight song:

*Bear down, Chicago Bears, make every play clear the way to victory;
Bear down, Chicago Bears, put up a fight with a might so fearlessly.
We'll never forget the way you thrilled the nation with your T-formation.
Bear down, Chicago Bears, and let them know why you're wearing the crown.
You're the pride and joy of Illinois, Chicago Bears, bear down.*



JEREMY LINCOLN

39

Cornerback

5-10 180

April 7, 1969

Tennessee

Bears Season: 3rd NFL Season: 3rd

Acquired by Bears in third round of 1992.

PRO CAREER: Key member of secondary in '93 after missing entire rookie season with knee injury suffered in training camp.

1993 SEASON: Started for injured Blaylock in Game 7 at GB (10/31) and responded with four tackles...Six stops vs. Raid (11/7) and four solos at SD (11/14)...Interception at KC (11/21) was in fourth quarter, returned eight yards to the KC 4, and led directly to the Bears game-winning points...Interception following week stopped Lions' threatening fourth quarter drive...Interception in third straight game vs. GB (12/5) in second quarter at Bears 20; earlier in game took a lateral from Jones' interception 80 yards for a TD...Did not start final three game as Blaylock returned, but saw significant action as nickel back. **Games played-started:** 16-7

PREVIOUS SEASONS: 1992 — Injured left knee on second day of training camp (7/24)...Surgery on 10/7...Placed on IR (9/1) and missed entire season...Drafted in third round (80th overall).

COLLEGIATE, PERSONAL: Voted first-team all-conference by SEC coaches as senior...Started every game at corner and led team with nine pass deflections...Season-high eight tackles vs Alabama...Interception and recovery of blocked punt in the end zone for a TD in 36-25 victory over Mississippi...Started junior season at right corner and finished second in secondary with 54 stops (42 solo)...Recovered four fumbles and forced two...Season-best 10 stops and fumble recovery in victory over Kentucky... Redshirted in 1989 to recover from shoulder injury suffered late in sophomore season...Played in UT's first eight contests before shoulder injury forced him to miss remainder of sophomore campaign...Only true freshman to see extensive playing time...All-city, all-district, and second-team all-state selection at DeVilbiss High in Toledo, Ohio...Saw action at safety and quarterback during prep career...Standout track athlete who won National TAC Juniors 400-meter dash as sophomore...Holds the school record in long jump...Runs 4.45 in 40 and has vertical leap of 36 inches...General business major...Given name is Jeremy Arlo Lincoln...Single.

Lincoln's Pro Stats

	Int-Yds	Tkls-Solo	Force Fum	Fum Rec	Pass Def	Sack-Yds	G-GS
1992	Injured Reserve — knee						
1993	3-109	37-26	0	0	6	0	16-7
Career	3-109	37-26	0	0	6	0	16-7

Lincoln's Single Game Highs

Tackles: 6 vs. Raid (11/7/93); vs. GB (12/5/93) Solo: 4 at SD (11/14/93); vs. GB (12/5/93)

Long Int: 80 yards (12/5/93)*

* Return was off a lateral from Jones' interception



26

Safety
5-10 192
March 16, 1967
Alabama

Bears Season: 5th NFL Season: 5th
Acquired by Bears in sixth round of 1990.

PRO CAREER: Moved to safety in '93 after spending first three seasons as cornerback...Used primarily as nickelback and on special teams...Three career starts.

1993 SEASON: Injured hamstring in training camp and missed first three regular season games...Returned to start vs. Atl (10/3) as Bears opened with six DBs vs. Red Gun offense. Responded with 12 tackles, six unassisted, and one interception...Recovered onside kick following week at Phil (10/10)...Used as nickel back remainder of season...Re-aggravated hamstring and was inactive vs. Den (12/18). **Games played-started:** 14-1

PREVIOUS SEASONS: **1992** — Started vs. Atlanta's Red Gun offense (9/27) and had seven solo tackles...Injured left knee in practice (10/8) and placed on IR...Missed first practice since eight-years old...Surgery on knee (10/13). **1991** — Played in all 16 games as part of Bears nickel package...Game ball for career-high 10 tackles (eight solo), fumble recovery, and pass defended at TB (9/8)...Started for injured Woolford vs NYG (9/15) making nine tackles and earning game ball for role on FG block team...Nine-yard sack at GB (10/17)...Eight solo tackles in game ball effort at NO (10/27)...First regular season interception vs. Det (11/3) along with seven tackles, six solo, and two passes defended. **1990** — Waived in Bears' final cutdown (9/3)...Signed to Tampa Bay's practice squad (10/3)...Signed to Bears' active roster (10/23) when Douglass went on IR...Saw action on special teams and as nickelback...Three solos in each Lions game...First career interception in playoff game vs. Saints (1/6/91)...Team-high three passes defended including fourth quarter knockdown in endzone vs. NO...Drafted in sixth round (144th overall).

COLLEGIATE, PERSONAL: All-American cornerback as senior and sophomore; all-SEC final three seasons...16 career interceptions...Led squad with five pickoffs for 37 yards and 24 pass deflections...Late interception vs. Vandy earned SEC Player of the Week honors...Led secondary with 66 tackles as junior...Led team with 13 passes defended; had five interceptions for 57 yards including a TD vs. Tenn...Led team with 10 passes defended; recovered two fumbles and had five interceptions as sophomore...Had 12 tackles and an interception vs. Notre Dame...Played in every game as freshman...QB and DB in leading Magee High to consecutive Mississippi State Championships...Late-father (John) played for Boston Patriots of American Football League...Banking and finance major with 3.2 GPA...Given name John Wayne Mangum, Jr...Married (Stacy).

Mangum's Pro Stats

	Int-Yds	Tkls-Solo	Force Fum	Fum Rec	Pass Def	Sack-Yds	G-GS
1990	0	13-9	1	0	1	0	10-0
1991	1-5	68-49	1	1	7	1-9	16-1
1992	0	10-8	0	0	1	0	5-1
1993	1-0	38-19	0	0	2	0	12-1
Career	2-5	129-85	2	1	11	1-9	43-3
Playoffs							
1990	1-9	3-3	0	0	3	0-0	2-0
1991	0-0	1-0	0	0	0	0-0	1-0
Career	1-9	4-3	0	0	3	0-0	3-0

Mangum's Single Game Highs

Tackles: 12 vs. Atl (10/3/93) Solo: 8 at TB (9/8/91); at NO (10/27/91)
Passes Defended: 3 vs. NO* (1/6/91) *Playoff game

SHANE MATTHEWS



9

Quarterback

6-3 196

June 1, 1970

Florida

Bears Season: 2nd NFL Season: 2nd

Acquired by Bears as undrafted free agent in 1993.

PRO CAREER: Spent 12 weeks on active squad as "third quarterback"...Scout team QB in practice.

1993 SEASON: Waived in Bears' cutdown to 60...Joined practice squad (8/31) where he spent four games...Signed to active roster (10/8) and was designated as third quarterback final 12 games, never seeing any game action...Signed (4/29) as undrafted free agent.

COLLEGIATE, PERSONAL: Holds 50 school records (14 career, 30 single-season, four single-game, and two bowl) and 19 SEC marks (13 career, 5 single-season, one single-game)...Career stats: 1,202 att, 722 comp, 9,287 yards, 74 TDs, 46 int, 72-yard long, 195 rushes (includes sacks), -46 yards rushing, 7 TDs, 1 TD reception...Most yards passing in UF and SEC history...27-8 as starting QB including 19-4 conference mark, and 18-0 at home...Senior: 3,205 yards, 23 TDs and 16 interceptions on 275 of 463 passing...Most yards in SEC history...Five 300-yard games, 10 200-yard efforts...Twice named SEC Offensive Player of the Week...Junior: 3,130 yards on 218 of 361 (60.4) with 28 TDs and 18 interceptions...Fifth in Heisman Trophy balloting...SEC Player of Year...First in SEC and sixth in nation in total offense (285.5 ypg)...Underwent arthroscopic knee surgery for minor repair, but returned to set five Sugar Bowl records vs. Notre Dame throwing for 370 yards on 28 of 58 passing...Set 12 school records; three SEC marks...Sophomore: 2,952 yards on 229 of 378 passing with 23 TDs and 12 ints...SEC Player of the Year...Established 11 UF and two SEC records...Freshman: Played for two downs in '89 before being suspended remainder of season for NCAA rule violation...Redshirted as true freshman...Graduated with degree in marketing...Mississippi Player of the Year by *USA Today*...Named to Pascagoula High School's Hall of Fame...Given name Michael Shane Matthews...Married (Stephanie).

No Pro Stats

NFC CENTRAL STANDINGS

Since the NFC Central division was formed with its present five teams in 1978, the Bears have been the undoubted kings:

	Overall record in NFL					Record within NFC Central				
	W	L	T	Pct	GB	W	L	T	Pct	GB
Chicago	143	105	0	.577	—	76	47	0	.618	—
Minnesota	126	121	1	.510	16.5	71	52	1	.577	4.5
Green Bay	106	138	4	.434	35	60	60	2	.500	14.5
Detroit	103	144	1	.417	39.5	54	71	0	.432	23
Tampa Bay	79	168	1	.319	63.5	45	76	1	.372	30



GENE MCGUIRE

60

Center
6-2 300
July 17, 1970
Notre Dame

Bears Season: 2nd NFL Season: 3rd

Claimed by Bears on waivers from New Orleans in 1993.

PRO CAREER: Spent first two seasons as reserve for Saints (1992) and Bears (1993).

1993 SEASON: Waived by Saints in final cutdown (8/30), and claimed by Bears (8/31)...Active, but did not play in first two weeks before seeing first pro action vs. TB (9/26)...Did not play next three weeks...Played on special teams at GB (10/31)...DNP vs. Raid (11/7) and vs. GB (12/5)...Handled long snapping duties at KC (11/21), at Det (11/25), and at TB (12/12). **Games played-started:** 9-0

PREVIOUS SEASONS: 1992 — Did not play in any games, dressing for 10 and inactive for six...Drafted by Saints in fourth round (95th overall).

COLLEGIATE, PERSONAL: Started all 12 games as senior after opening nine games at tackle as junior...*Football News* honorable mention all-America as senior...Back-up center and tackle freshman and sophomore season...*Parade* and *USA Today* all-America at Mosley High in Lynn Haven, FL...Lettered three times in track and once in baseball...Given name Walter Eugene McGuire, Jr...Married (Cindi).

McGuire's Pro Stats

Games-Starts: 9-0 — 1992 NO (0-0); 1993 Bears (9-0)

MAKING THE TEAM

A breakdown of the Bears Opening Day roster the last 11 seasons.

Year	QB	RB	OL	WR	TE	DL	LB	DB	P	K	Total
1983	3	5	11	5	3	7	5	8	1	1	49
1984	3	6	9	5	3	6	7	8	1	1	49
1985	3	4	8	6	2	7	6	7	1	1	45
1986	3	5	8	5	2	7	6	7	1	1	45
1987	3	5	8	5	2	6	6	8	1	1	45
1988	3	5	9	5	2	6	7	8	1	1	47
1989	2	5	9	5	2	7	7	8	1	1	47
1990	3	5	8	4	3	8	7	8	1	1	47*
1991	2	6	8	5	2	7	7	8	1	1	47
1992	3	4	10	5	2	8	6	8	1	1	47*
1993	2	5	10	5	4	9	7	9	1	1	53

Year	Roster size	Veterans	Draftees	Undrafted Free Agents
1983	49	39	9	1 (Dennis McKinnon)
1984	49	42	6	1 (Jack Cameron)
1985	45	36	7	2 (Mike Tomczak, Ken Taylor)
1986	45	41	4	0
1987	45	40	5	0
1988	47	37	9	1 (Mickey Pruitt)
1989	47	38	9	0
1990	47*	40	8	1 (Quintin Smith)†
1991	47	40	5	2 (John Hardy, James Williams)
1992	47*	42	5*	1 (Kelly Blackwell)
1993	53	40	7**	1 (Ryan Wetnight)

* In 1990 the Bears were given an exemption on Steve McMichael and could carry 48 players into the opener.

In 1992 the Bears had the same exemption on William Perry.

† James Coley was a rookie free agent in 1990, but only after he spent 1989 on the developmental squad.

• Jay Leeuwenburg was a ninth-round draftee by KC in '92, but released and claimed by the Bears.

** Barry Minter was an eighth-round draftee by Dallas in '93 and obtained through a trade in pre-season.



KEVIN MINIEFIELD

24

Cornerback / Safety**5-9 180****March 2, 1970****Arizona State****Bears Season: 2nd NFL Season: 2nd***Signed by Bears from Detroit's practice squad in 1993.*

PRO CAREER: Joined Bears from Detroit's practice team...Expected to move from cornerback to safety in 1994.

1993 SEASON: Signed to Bears roster (10/13) from Lions practice squad...Inactive first game vs. Min (10/15) before playing at GB (10/31)...Inactive vs. Raid (11/7)...Played in final eight games on special teams and as nickel back...Two solo tackles and forced fumble on Thanksgiving at Det (11/25)...Drafted by Lions in eighth round (201 overall). **Games played-started:** 9-0

COLLEGIATE, PERSONAL: Started 10 games at right corner in senior campaign registering 36 tackles (24 solo) and two tackles-for-loss...Started every game as junior finishing with career-high 39 tackles, 28 solo, and three interceptions...Nine starts as sophomore and 37 tackles...Played in every game as freshman starting three contests...Had one interception, one blocked kick, and one blocked punt...Redshirted as true freshman in '88...All-state cornerback, tailback, and kickoff returner who had 60 tackles (43 solo), two forced fumbles, one fumble recovery, four interceptions (1 for TD), 25 receptions for 557 yards and two TDs, rushed for 239 yards on 9 carries and returned four kickoffs for 127 yards as senior at Camelback High in Phoenix...Arizona Player of the Year as junior on basketball team averaging 23 points, 11 assists, and eight steals...Holds state record with 400 assists...Given name Kevin Lamar Miniefield...Single.

Miniefield's Pro Stats

	Int-Yds	Tkls-Solo	Force Fum	Fum Rec	Pass Def	Sack-Yds	G-GS
1993	0	2-2	1	0	0	0	9-0
Career	0	2-2	1	0	0	0	9-0

THE OPPONENT KNOWS

In the NFL, when a team scores less than 18 points, it wins approximately 23% of its games. However, against the Bears, 17 points doesn't approach that winning percentage. Over the last 11 years, the opponents have scored 0-17 points in 111 games (including 12 last year) but won just 12 (five in '93). Offensively the Bears are also well ahead of the league mark, having won 32 of the 86 games (37%). The following chart shows the Bears record various point levels since 1983 (includes playoffs).

Bears' points	Bears record (pct.)	Opp.'s points	Bears record (pct.)
0 - 17	32 - 54 (.372)	0 - 17	99 - 12 (.891)
18 - 27	48 - 9 (.842)	18 - 27	18 - 30 (.302)
28 - plus	36 - 8 (.818)	28 - plus	4 - 29 (.121)
Total	116 - 71 (.620)	Total	116 - 71 (.620)



BARRY MINTER

92

Linebacker
6-2 239
January 28, 1970
Tulsa

Bears Season: 2nd NFL Season: 2nd
Acquired by Bears in trade with Dallas in 1993.

PRO CAREER: Played in two games for Bears as rookie...Inactive for 11 contests.

1993 SEASON: Obtained in pre-season trade with Vinson Smith and draft choice for Roper, Blackwell, and Paul (8/17)...Inactive first two games before seeing limited action vs. TB (9/26)...Active, but did not play vs. Atl (10/3)...Inactive for next 10 games...Played on special teams vs. Det (12/26)...Inactive finale at Rams (1/2)...Drafted by Dallas in seventh round (168 overall).
Games played-started: 2-0

COLLEGIATE, PERSONAL: Ended college career with 261 tackles and seven sacks...Returned two of six interceptions for TDs...Six 10-plus tackle games as senior...16 stops and 74-yard interception vs. SMU earned Player of the Week honors...Started 10 games as junior finishing second with 89 stops despite missing one game with knee injury...Recorded five sacks and 11 tackles-for-loss...Had 13 tackles, two sacks, one tackle-for-loss, forced two fumbles, and one interception vs. Texas A & M...Played in every game as sophomore finishing with 39 stops, one sack, two forced fumbles, and one interception...Played in eight games on special teams as freshman...Redshirted in '88...All-district honors in football and basketball and all-state as pole vaulter at Mt. Pleasant High in Texas...Given name Barry Antoine Minter...Married (Shawyna)...Daughters (Gia and Bari).

Minter's Pro Stats

	Int-Yds	Tkls-Solo	Force Fum	Fum Rec	Pass Def	Sack-Yds	G-GS
1993	0	0-0	0	0	0	0	2-0
Career	0	0-0	0	0	0	0	2-0

SHUTOUTS

The Bears have been involved in 184 shutouts in their first 74-years. Chicago won 113 of the shutouts and lost 54 while 17 of the blankings resulted in a 0-0 tie (all before 1933). After closing the '80s with a 26-0 loss in San Francisco, the Bears have scored in every game this decade while shutting out the opposition an average of once a season.

By Month:

September	10-11- 4
October	42-15- 4
November	43-14- 4
December	16-13- 5
January	2- 1- 0
TOTAL	113-54-17

At home:	67-22-10
On the road:	46-32- 7

By Decade:

1920	48-15-13
1930	25-10- 4
1940	12- 2- 0
1950	2- 1- 0
1960	5-11- 0
1970	7-11- 0
1980	10- 4- 0
1990	4- 0- 0
TOTAL	112-54-17

The above breakdowns include playoff games — the Bears are 4-1 in post-season shutouts.



TOM MYSLINSKI

69

Guard

6-2 289

December 7, 1968

Tennessee

Bears Season: 2nd NFL Season: 3rd

Acquired by Bears as free agent in 1993.

PRO CAREER: Has spent time with Washington, Buffalo, Dallas, Cleveland, and Chicago.

1993 SEASON: Signed by Bears (11/30)...Inactive first four games with Chicago before playing in season finale at Rams (1/2)...Signed by Buffalo in off-season (4/6), played in season opener, three DNP's and four inactives before being waived (11/15). **Games played-started:** 2-0

PREVIOUS SEASONS: 1992 — Waived by Cowboys (8/31) and re-signed to practice squad following day...Signed to Cleveland's active squad (9/8) and released (10/9) without playing in any of Browns' five games...Joined Cleveland's practice team for (10/14); released (10/17)...Signed to Washington's practice squad (10/21), activated (11/11), played at KC (11/16) and vs. NO (11/23), and released (11/28)...Inactive remainder of season...Drafted in fourth round by Dallas (109th overall).

COLLEGIATE, PERSONAL: Started at left guard for 37 consecutive games helping lead offensive to school-record for total yards in each of last three seasons...Member of line which paved the way for six of Tennessee's top 10 rushing performances by four different backs...All-SEC and honorable mention all-America as senior...Placed third in shot put as junior with SEC- and career-best 61'2"...All-state at Rome Free Academy in Rome, NY...Team won state title as junior...Two-time state champion discus thrower and finished second in shot put...Given name Thomas Joseph Myslinski...Married (Amy).

Myslinski's Pro Stats

Games-Starts: 4-0 — 1992 Cleveland (0-0); 1992 Washington (2-0); 1993 Buffalo (1-0); 1993 Bears (1-0)

POINTS

Entering the 1994 season, the Bears had played 1,012 games in the regular season and playoffs. In all those games, not once have they finished with a final score of 5, 6, 8, or 11. The most common total for the Bears? Seventy-one times they were shutout, in 65 games they scored 17 points, and in 64 contests they tallied 14 points.

Opponents have never finished a game with a total of 4, 5, or 18. They have been shutout 129 times, followed by a total of 14 in 67 games and 21 points 62 times.

Points scored by both teams combined have ranged from 0 (17 times, all prior to 1933) to 89 (Colts 51, Bears 38, Oct. 4, 1958). However there has never been totals of 1 (obviously), 4, 5, 11, 75, 83, 84, 86, and 88.

TERRY O BEE



83

Wide Receiver

5-10 189

June 15, 1968

Oregon

Bears Season: 2nd NFL Season: 2nd

Acquired by Bears as free agent in 1993.

PRO CAREER: Joined Bears as free agent (4/23/93)...Recommended to Bears by Ron Turner who recruited him out of high school and saw him play in college...Made Chicago roster as punt returner/wide receiver...Had longest offensive play (48-yard catch) and longest scoring play (42 yards) of '93 season...Has spent time on Vikings and Seahawks practice squads.

1993 SEASON: Only Bear to return a punt in '93, averaging 8.3 yards on 35 returns (28-yard long)...Handled kickoff returns first two games for injured Conway...Caught Bears first TD of season, a 2-yard pass from Harbaugh in season opener as time expired in the first half vs. NYG (9/5)...Three KOR for 76 yards and 3 PR for 48 yards at Min (9/12)...Second TD of season came vs. Raid (11/7)...Scored only TD of game on Thanksgiving, a 42-yard pass which was the Bears longest scoring play of the season...Earned start vs. GB (12/5) and responded with biggest day of season: 4-73 including 48-yard catch, longest Bears pass play of season. **Games played-started:** 16-5

PREVIOUS SEASONS: 1992 — Member of Seattle's practice squad. 1991 — Signed with Minnesota (3/29)...Spent most of season on practice squad...Active for two games...Played in first NFL game vs. GB (12/21) but did not have a catch. 1990 — Spent season on practice squad after signing with Seattle as undrafted free agent.

COLLEGIATE, PERSONAL: Four-year letterman...Second-team all-Pac Ten as senior...Holds Oregon record with 123 punt returns and 1,178 yards...Leading receiver each of final three seasons...Had 43 catches and six TDs as senior...Tied Ahmad Rashad's school record with three TDs vs. Arizona...Earned degree in marketing/management...Lettered in baseball, football, and track at Kennedy High in Richmond, CA...Single.

Obee' Pro Stats

	Rec.	Yds	Avg	LG	TD	PR	Yds	Avg	LG	TD	G-GS
1990 Seattle	Practice Squad										
1991 Minnesota	0	0	0	0	0	0	0	0	0	0	2-0
1992 Seattle	Practice Squad										
1993 Bears	26	351	13.5	48	3	35	289	8.3	28	0	16-5
Career	26	351	13.5	48	3	35	289	8.3	28	0	18-5

Obee' Single Game Highs

Rec.: 4 vs. GB (12/5/93); vs. Det (12/26/93)

Rec. yards: 73 vs. GB (12/5/93)

Long: 48 vs. GB (12/5/93)

KORs: 3 vs. NYG (9/5/93); at Min (9/12/93)

Long KOR: 34 at Min (9/12/93)

PR: 4 vs. Den (12/18/93)

PR yards: 48 at Min (9/12/93)

Long PR: 28 vs. NYG (9/5/93); at Min (9/12/93)

KOR yards: 76 at Min (9/12/93)



TODD PERRY

75

Guard

6-5 310

November 28, 1970

Kentucky

Bears Season: 2nd NFL Season: 2nd

Acquired by Bears in fourth round of 1993.

PRO CAREER: Started three and played in 13 games at right guard as rookie.

1993 SEASON: Did not play in first two games before contributing on special teams...Started at right guard for injured Wojciechowski on three-game road trip: SD, KC, Det...Drafted in fourth round (97th overall). **Games played-started:** 13-3

COLLEGE CAREER: Started 37 of 43 games at left guard...Three-time academic all-Southeast conference selection...Started every game as senior at left guard...Led a rushing attack which averaged 172.2 yards per game...First team all-SEC honors by *Football News*; second-team all-league by Associated Press...Played in Japan, Senior, and East-West games...Named "outstanding offensive lineman" by his teammates while starting every game at left guard in junior year...Played in every game, including ten starts, as sophomore...Played in ten games, starting the last six of freshman season...Medical redshirt as true freshman in 1988...All-state honorable mention as junior and senior at North Hardin High in Elizabethtown, KY...Missed eight games as senior with knee injury...Led team to 22-8 record in final three seasons...Member of National Honor Society who served as Special Olympics volunteer and regular visitor to Veterans Administration Hospital...District heavyweight wrestling champion...Biology major...Given name Todd Joseph Perry...Married (Heidi).

Perry's Pro Stats

Games-Starts: 13-3 — 1993 Bears (13-3)

CONSECUTIVE GAMES & STARTS

The top active Bears in consecutive games played and games started along with the dates their streaks began.

Consecutive NFL Games Played

140	Kevin Butler	Sept. 8, 1985
107	Merril Hoge	Nov. 1, 1987
80	Jerry Fontenot	Sept. 10, 1989
80	Marv Cook	Sept. 10, 1989
80	Lewis Tillman	Sept. 10, 1989

Consecutive NFL Starts

45	Donnell Woolford	Sept. 23, 1991
38	Jerry Fontenot	Nov. 17, 1991
27	Mark Bortz	Oct. 18, 1992
27	Shaun Gayle	Oct. 18, 1992
22	Andy Heck	Nov. 22, 1992



99

Defensive Tackle

6-4 275

September 8, 1967

USC

Bears Season: 5th NFL Season: 5th

Acquired by Bears in third round of 1990.

PRO CAREER: Has seen action at both tackle and end; 5 career starts.

1993 SEASON: Missed first two games with pre-season knee injury...Three tackles vs. Atl (10/3), at Phil (10/10), and vs. Raid (11/7)...Suffered stinger in first half at SD (11/14) and missed following game...Played in next three games, but was inactive vs. Den (12/18) due to neck...Returned kickoff five-yards vs. Det (12/26)...Inactive for finale at Rams (1/2). **Games played-started:** 11-0

PREVIOUS SEASONS: **1992** — Career-high 45 tackles...Started for injured Armstrong vs. TB (11/15) and had career-high 10 tackles and six solo...Earned game ball vs. Atl (9/27) for two tackles and one 14-yard sack of Miller...Seven tackles, five solo vs. GB (11/22)...Saw limited action as third tight end in goalline situations (11/8)...Right shoulder surgery (12/31). **1991** — Spelled Perry or McMichael in first four games, totalling three tackles...Became starter in Week 5 when Armstrong went on IR with sore knee...Four tackles, three solo, and half-sack in first career start at Buf (9/29)...Opened four games before Armstrong returned...Game ball at NO for career-high six tackles...Extended action vs. GB (12/8), and had four stops, two solo, forced fumble, fumble recovery, and a 10-yard sack...Suffered non-football related stomach illness in SF, and missed playoffs. **1990** — Used as reserve to spell Armstrong and Dent...Two tackles in season opener vs. Sea (9/9)...Caught two kickoffs vs. Det (12/2)...Significant action at Wash (two tackles, one solo) and at Det (five tackles, two solo) as Hampton rested his knees...Injured leg in Lions game (12/16) and missed following week...Drafted in third round (61st overall).

COLLEGIATE, PERSONAL: Finished career with 34 sacks and 55 tackles-for-loss earning all-America honors final two seasons...Registered 103 tackles (50 solos) as senior on team that led the nation in defense against the run...Set Trojan season record with 20 sacks...Started eleven games and recorded 75 tackles (39 solos) and six sacks to earn all-Pac Ten honors as junior...Had 109 tackles (50 solos) as sophomore...*Football News* Freshman all-American...First freshman to start season opener for USC since Riki Ellison (1978)...16 tackles vs. ASU and vs. Auburn in Citrus Bowl...All-American at Oak Grove High School in San Jose, CA...Began boxing career when he was six years old, eventually becoming Junior Olympic boxing champ for five consecutive years...All-conference basketball center...Public administration major...Given name Timothy Edward Ryan...Married (Jacque).

Ryan's Pro Stats

	Int-Yds	Tkls-Solo	Force Fum	Fum Rec	Pass Def	Sack-Yds	G-GS
1990	0	15-5	0	0	0	0	15-0
1991	0	25-12	1	2	1	1.5-14	16-4
1992	0	45-25	0	0	1	3-24	16-1
1993	0	17-7	0	0	0	0	11-0
Career	0-0	102-49	1	2	2	4.5-38	58-5

Also: 2 kickoff returns for -1 yards in 1990; 1 KOR for 5 yards in 1993.

Playoffs

1990	0-0	2-2	0	0	1	0-0	2-0
1991	Inactive	— stomach ailment					
Career	0-0	2-2	0	0	1	0-0	2-0

Ryan's Single Game Highs

Tackles: 10 at TB (11/15/92)

Solos: 6 at TB (11/15/92)



CARL SIMPSON

98

Defensive Tackle

6-2 285

April 18, 1970

Florida State

Bears Season: 2nd NFL Season: 2nd

Acquired by Bears in second round of 1993.

PRO CAREER: Rotated at defensive tackle, spelling Zorich and McMichael.

1993 SEASON: Played in first two games, inactive for next five, and played in last nine...Blocked first quarter field goal at SD (11/14)...Half-sack at KC (11/21)...Two tackles at Rams (1/2)...Post-season scope on left knee (2/3/94)...Drafted in second round (35th overall). **Games played-started:** 11-0

COLLEGE CAREER: Made transitions from tight end to defensive end to defensive tackle...Two-year starter for Seminoles...First-team all-ACC in final season...Led FSU linemen with 65 tackles, nine sacks, and five tackles-for-loss...10-tackles, sack, and one for-loss vs. Miami...Played in all 12 games of junior season finishing with 53 tackles...His 11 sacks were most by a Seminole in 15 years...Eight tackles and three sacks against Miami...Made switch from tight end to defensive end as sophomore and recorded 30 tackles, four fumble recoveries, and 1.5 sacks...Opened season with four-tackles, two solo, one seven-yard sack, a forced fumble, and pass deflection vs. East Carolina...Fumble recovery vs. Miami, sack vs. Florida...Saw limited action as freshman reserve tight end...Did not catch any passes...Redshirted as true freshman in 1988...All-state honorable mention as defensive tackle and tight end at Appling County High in Georgia...Had 19 receptions for 254 yards as senior...Set school mark in shot put...Graduated with degree in criminology; is working on double major in sociology...Aspires to work as FBI agent after football career...Given name Carl Wilhelm Simpson...Single.

Simpson's Pro Stats

	Int-Yds	Tkls-Solo	Force Fum	Fum Rec	Pass Def	Sack-Yds	G-GS
1992	0	7-2	0	0	1	0.5-5	11-0
Career	0	7-2	0	0	1	0.5-5	11-0

SAFETIES

On November 20, 1988, Chicago punter Bryan Wagner watched a snap sail over his head. He recovered in the endzone for a safety, but two points for Tampa Bay. The following week Steve McMichael forced Don Majkowski out of the endzone for a Bears safety.

Since those games, the Bears have not been involved in a game with a safety — a period of 83 regular season games (there hasn't been a safety in any of Chicago's five playoff games since then either). For perspective, Seattle took part in six safeties last year.

The last time teams were involved in a safety:

Tackled opponent in endzone

Indianapolis	10-4-87
New England	10-8-85
Chicago	11-27-88
Tampa Bay	12-24-89
Pittsburgh	10-7-90

Tackled by opponent in endzone

Houston	10-23-88
Chicago	11-20-88
Buffalo	9-18-89
Detroit	10-14-90
Pittsburgh	12-2-90



VINSON SMITH

55

Linebacker
6-2 247
July 3, 1965
East Carolina

Bears Season: 2nd NFL Season: 7th

Acquired by Bears in trade with Dallas in 1993.

PRO CAREER: Spent time with Pittsburgh, Atlanta, and Dallas before joining Chicago in a trade during 1993 training camp.

1993 SEASON: Obtained in pre-season trade with Minter and draft choice for Roper, Blackwell, and Paul (8/17)...Won starting SAM linebacker job in Week 2...Played, but did not start or record any tackles, vs. Atl (10/3) or vs. Det (12/26) as Bears opened with six DBs vs. run-and-shoot offenses...Eight stops on Monday night game vs. Min (10/25)...Led team with career-best 13 tackles, eight solo, at TB (12/12)...Recorded 12 stops, including season-high nine solos, in season finale at Rams (1/2). **Games played-started:** 16-13

PREVIOUS SEASONS: 1992 — Fifth with 69 tackles, fourth with 13 special teams stops...Started first three games at Will linebacker, last 13 at Sam position...Collected first-career sack on first play of season at Wash (9/7)...Game ball for special teams play vs. Phx (9/20) making three kickoff coverage tackles...Season-high 11 tackles vs. Phil (10/5)...Led team with seven stops in playoff win over Phil (1/10/93)...Both fumble recoveries led to TDs. **1991** — Made 12 starts at Will linebacker...Led team with 12 tackles vs. NYG (9/29) and nine vs. Cin (10/13)...Missed three mid-season games with hepatitis (11/3-11/17). **1990** — Signed with Cowboys as Plan B free agent...Recovered second half opening kickoff in season opener vs. SD (9/9)...Substituted at weakside linebacker and collected 22 tackles on special teams...Game ball for special teams play vs. NO (12/2)...Started finale at Atl (12/30) and led team with 11 tackles and a fumble recovery. **1989** — Signed with Pittsburgh as Plan B free agent...Spent entire season on Injured Reserve with foot injury. **1988** — Played in three games...Action was limited with elbow injury which put him on IR...Signed by Falcons as undrafted free agent.

COLLEGIATE, PERSONAL: Two-year starter at inside linebacker...Finished college career with 294 tackles, four interceptions, and two fumble recoveries...Led East Carolina with 118 tackles as senior...Team leader in tackles as junior...Spent first two seasons as a defensive lineman...Degree in communications...All-state in football and baseball at North Carolina's Statesville High...Given name Vinson Robert Smith...Married (Anne)...Daughter (Jayme).

Smith's Pro Stats

	Int-Yds	Tkls-Solo	Force Fum	Fum Rec	Pass Def	Sack-Yds	G-GS
1988 Atlanta	0	0	0	0	0	0	3-0
1989 Pittsburgh	Injured Reserve — foot						
1990 Dallas	0	23-15	1	2	0	0	16-1
1991 Dallas	0	71-37	0	0	1	0	13-12
1992 Dallas	0	69-33	0	2	0	1-11	16-13
1993 Bears	0	83-49	0	0	3	0	16-13
Career	0	246-134	1	4	4	1-11	64-39

Smith's Single Game Highs

Tackles: 13 at TB (12/12/93)

Solos: 9 at Rams (1/2/94)



ALONZO SPELLMAN

90

Defensive End**6-4 285****September 27, 1971****Ohio State****Bears Season: 3rd NFL Season: 3rd****Acquired by Bears in first round of 1992.**

PRO CAREER: Missed just one game in two years...Six-and-one-half career sacks...Participated on all special teams.

1993 SEASON: Played in every game...Five tackles at Min (9/12) and one-half sack in re-match vs. Min (10/25)...Three solos and one sack vs. Raid (11/7)...Season-high six tackles, five unassisted, and one 12-yard sack at SD (11/14)...Did not practice prior to game at TB (12/12) with injured elbow, and played sparingly registering one tackle. **Games played-started:** 16-0

PREVIOUS SEASONS: 1992 — Had 14-yard sack of Rodney Peete in season opener vs. Det (9/6)...Three tackles, two solo at Min (10/4)...Two tackles, one solo, one pass defended, and one sack vs. TB (10/18)...Missed practice (11/28) and was subsequently inactive at Clev (11/29)...Four tackles and one sack at Det (12/20)...Season-high seven tackles, three solo, and one sack at Dal (12/27)...Drafted as junior in first round (22nd overall).

COLLEGIATE, PERSONAL: Three-year starter at OSU...First-team all-Big Ten by AP; second-team UPI; and Buckeyes' Most Valuable Player as junior...Started nine games, missing two due to academic problems...Three sacks and nine tackles-for-losses...Also knocked down three passes and forced a fumble...Season-high eight tackles vs. Arizona and Indiana...Roomed with Raymont Harris, Bears' fourth-round pick in '93...First-team all-Big Ten as sophomore...Rated second best defensive end by *Sporting News*...Career-best 52 tackles, including two sacks and nine tackles-for-loss...Best outing was eight tackles, sack, two tackles-for-loss and pass deflection in win over Minnesota...One of top freshman in country, earning all-Big Ten honorable mention...Emergred as starter at outside linebacker prior to Big Ten season and tied for team lead with four sacks...Led squad with 10 tackles-for-loss...Had 11 stops, sack, and two tackles-for-loss in 35-31 win over Indiana...Moved to defensive end in spring practice prior to sophomore season...*USA Today* first-team all-America and New Jersey Player of Year as senior at Rancocas Valley (NJ) High, same school as Franco Harris...Registered 104 tackles and 14 sacks as senior...Led team to state title as junior...Led school's basketball team to 24-3 record as senior averaging 17 points and 22 rebounds...Works closely with children charities...United Way spokesman...Business major...Given name Alonzo Robert Spellman...Single.

Spellman's Pro Stats

	Int-Yds	Tkls-Solo	Force Fum	Fum Rec	Pass Def	Sack-Yds	G-GS
1992	0	30-15	0	0	1	4-26	15-0
1993	0	28-15	0	0	0	2.5-14	16-0
Career	0-0	58-30	0	0	1	6.5-40	31-0

Spellman's Single Game Highs

Tackles: 7 at Dal (12/27/92)

Solo: 5 at SD (11/14/93)

LEWIS TILLMAN



27

Running Back

6-0 204

April 16, 1966

Jackson State

Bears Season: 1st NFL Season: 6th

Acquired by Bears as unrestricted free agent in 1994.

PRO CAREER: Signed with Bears as unrestricted free agent (4/5/94)...Played in every game with Giants since being drafted in 1989 (80 regular season, 6 post-season)...Both career 100-yard games came in '93.

1993 SEASON: Special teams captain at Chi (9/5)...Entered game for injured Rodney Hampton at Buf (10/3) and gained 55 yards on seven carries...Started next six weeks for Hampton...Responded with first 100-yard game (104 yards) on career-high 29 rushes at Wash (10/10) in first start of season...Exploded for 169 yards and two TDs on 20 carries next week vs. Phil (10/17) in eighth-best rushing effort by a Giant...Caught only pass of season, career-long 21-yarder, at Dal (11/7) along with 19-82 rushing...Bruised foot/ankle vs. Wash (11/14) and carried just seven times for 37 yards...Started with Hampton at Phil (11/21) rushing twice for five yards...Returned to back-up/special teams duties for remainder season, starting only vs. Ind (12/12). **Games played-started:** 16-7

PREVIOUS SEASONS: 1992 — Just six carries and only one reception...Saw majority of action on special teams where he made 10 tackles. 1991 — Second with 287 yards on 65 carries...Started season opener vs. SF (9/2)...Rushed for 90 yards vs. Clev (9/22) on 14 carries...Gained 63 yards vs. Dal (11/17)...Scored on reverse vs. Hou (12/21)...Had 11 tackles, forced one fumble, and recovered another on special teams. 1990 — First pro start came in season opener vs. Phil (9/9)...Gained 71 yards at Dal (9/16)...Scored first NFL TD at Rams (11/11)...Started vs. Buf (12/15)...Carried nine times for 31 yards in Second Round win vs. Chi (1/13/91)...Four special teams tackles in post-season run to Super Bowl XXV win. 1989 — Giants' second leading rusher despite never starting...Top game was 13 for 68 yards vs. Sea (11/19)...Three special teams tackles and forced fumble which set up go-ahead TD in win vs. Min (10/30)...Drafted in fourth round by New York Giants (93rd overall).

COLLEGIATE, PERSONAL: Two-time all-American Division I-AA running back at Jackson State where he broke Payton's school rushing mark with 3,989 yards on 830 carries (4.8 avg.)...Won Jake Gaither Award as the Black College Player of the Year after senior season...MVP of Blue-Gray and East-West all-star games...Gained 135 yards on 18 carries in first varsity game as freshman...Football, basketball, and track star at Hazelhurst High in Miss...Honored as Hazelhurst's Man of the Year with a parade in honor of Lewis Tillman Day following college career...Graduated with business management degree and 3.1 GPA...Married (Kathy)...Daughter (Tricia).

Tillman's Pro Stats

	Rush	Yds	Avg	Lg	TD	Rec	Yds	Avg	Lg	TD	G-GS
1989 NY Giants	79	290	3.7	19	0	1	9	9.0	9	0	16-0
1990 NY Giants	84	231	2.8	17	1	8	18	2.3	16	0	16-2
1991 NY Giants	65	287	4.4	17	1	5	30	6.0	12	0	16-1
1992 NY Giants	6	13	2.2	6	0	1	15	15.0	15	0	16-0
1993 NY Giants	121	585	4.8	58	3	1	21	21.0	21	0	16-7
Career	355	1,406	4.0	58	5	16	93	5.8	21	0	80-10

Also: 2 KOR for 29 yards in 1991.

Playoffs

1989 NY Giants	7	25	3.6	12	0	0	0	0.0	0	0	1-0
1990 NY Giants	9	31	3.4	6	0	0	0	0.0	0	0	3-0
1993 NY Giants	6	7	1.1	3	0	1	14	14.0	14	0	2-0
Career	22	63	2.9	12	0	1	14	14.0	14	0	6-0

Tillman's Single Game Highs

Rushes: 29 at Wash (10/10/93)	Receptions: 2 (4 times) Last: vs. Hou 12/21/91
Rush yards: 169 at Phil (10/17/93)	Receiving yards: 21 at Dal (11/7/93)
Long rush: 58 vs. Phil (10/17/93)	Long receiving: 21 at Dal (11/7/93)
TDs rushing: 2 at Phil (10/17/93)	

**TOM WADDLE****87****Wide Receiver****6-0 190****February 20, 1967****Boston College****Bears Season: 5th NFL Season: 5th*****Acquired by Bears as undrafted free agent in 1989.***

PRO CAREER: Ranks 21st with 148 career receptions and 24th with 1,865 yards...Bears leading receiver in both receptions (44) and yards (552) in '93...Had two of Bears four longest plays in 1992...Four career 100-yard games (Bears are 2-2). Played in just seven games during first two seasons (three receptions), but started 40 games last three years.

1993 SEASON: Led team with 44 receptions and 552 yards...Only receiver to start more than five games...Season-high five receptions for 46 yards and only TD of '93 vs. TB (9/26). Also recovered onside kick attempt...Season-long 38-yarder vs. Min (10/25)...Season-high 69 receiving yards vs. Raid (11/7)...Injured hamstring vs. Den (12/18)...Missed game vs. Det (12/26), but returned for two catches in finale at Rams (1/2)...Post-season scope on both shoulders (1/11/94). **Games played-started:** 15-15

PREVIOUS SEASONS: **1992** — Bears leading receiver with 46 catches for 674 yards before season-ending hip injury. Finished second to Wendell Davis in both categories for second straight season...35 of 46 catches gained a first down...Had string of 14 first down catches early in year...Game ball in opener with game-winning six-yard TD catch as time expired...Three receptions for 114 yards vs. TB (10/18)...Injured right ankle returning punt vs. Cin (11/8), but still caught seven passes for 78 yards...Second 100-yard game came vs. Clev (11/29) with four receptions for 100 yards. Injured right hip making catch on sideline...Inactive at Hou (12/7); placed on IR (12/11)...Returned eight punts for 28 yards, 13-yard long, and 10 fair catches...Had 76-yard TD punt return in pre-season vs. NO (8/10). **1991** — Only Bear to catch a pass in every game...Second on club in catches (55) and yards (599)...Set Bears post-season record with nine catches in playoff loss to Dal (12/29). His 104 yards were fourth-highest Chicago playoff output. Six-yard TD catch was the Bears only touchdown against the Cowboys...Season-long 37-yarder was good for game's only TD in opening day victory over Min (9/1)...First career start in Week 3 when Morgan was injured...Game ball for eight-catch, 102-yard effort on MNF vs. NYJ (9/23). Six catches were in fourth quarter or OT...Scored game-winning TD in final minute at NO (10/27) on 12-yard pass from Harbaugh...Returned two punts, 17- and six-yard return, three fair catches in game vs Det (11/3) when Bailey was injured...Eight catches for 85 yards on Thanksgiving at Det (11/28)...Five catches for 49 yards and 11-yard TD from Willis in season finale...Waived in final cuts (8/27), but rejoined club the following day. **1990** — Released in final cutdown (9/3), but reclaimed the following day when Kozlowski and Jones were placed on IR...Inactive for 10 games...Caught 23-yard pass at Raid (9/30) and nine-yarder at Wash (12/9)...Inactive for both playoff games. **1989** — Caught first pro pass in season finale at SF (12/24) for eight yards...Opened season on developmental squad...Activated through a "free move" in Week 2 vs. Vikes (9/17), but did not play...Returned to developmental squad through waivers (9/22)...Re-activated through procedural waivers (12/8)...Returned punt two yards vs. Det (12/10)...Signed as undrafted free agent.

COLLEGIATE, PERSONAL: Caught passes in 26 straight games at Boston College...Holds Eagles' career reception mark (139)...His 70 catches in '88 broke Brian Brennan's single season mark...13 receptions vs. TCU also established a school mark...Led receivers with 902 yards and five touchdowns...Honorable mention all-American by UPI and AP...First-team all-East by both wire services...Captained baseball team and all-state receiver at Cincinnati's Moeller High...Finance degree...Given name Gregory Thomas Waddle...Wife (Cara) is daughter of Gino Cappaletti, former wide receiver/kicker for the Patriots...Daughter (Georgia Rose).

Stats on next page

Waddle's Pro Stats

	Rec	Yds	Avg	Lg	TD	PR	Yds	Avg	Lg	TD	G-GS
1989	1	8	8.0	8	0	1	2	2.0	2	0	3-0
1990	2	32	16.0	23	0	0	0	0.0	0	0	4-0
1991	55	599	10.9	37	3	5	31	6.2	11	0	16-13
1992	46	674	14.7	68	4	8	28	3.5	13	0	12-12
1993	44	552	12.5	38	1	0	0	0.0	0	0	15-15
Career	148	1,865	12.6	68	8	14	61	4.4	13	0	50-40

Playoffs

1990	Inactive										
1991	9	104	11.6	19	1	0	0	0.0	0	0	1-1
Career	9	104	11.6	19	1	0	0	0.0	0	0	1-1

Waddle's Single Game Highs

Receptions: 9 vs. Dal (12/29/91)*; 8 vs. NYJ (9/29/91)**; at Det (11/28/91)

Yards: 114 vs. TB (0/18/92)

Long: 68 at Clev (11/29/92)

*Playoff game; **Overtime game

1991	W/L	OPP	REC	YDS	LG	TD
9/1	W	Min	2	48	37	1
9/8	W	@ TB	2	27	18	0
9/15	W	NYG	3	25	14	0
9/23	W	NYJ	8	102	31	0
9/29	L	@ Buf	2	17	9	0
10/6	L	Wash	2	15	9	0
10/17	W	@ GB	3	41	25	0
10/27	W	@ NO	2	17	12	1
11/3	W	Det	3	35	14	0
11/11	W	@ Min	5	35	9	0
11/17	W	@ Ind	2	21	13	0
11/24	L	Mia	3	25	9	0
11/28	L	@ Det	8	85	18	0
12/8	W	GB	2	12	8	0
12/14	W	TB	3	45	15	0
12/23	L	@ SF	5	49	13	1
PLAYOFFS						
12/29	L	Dal	9	104	19	1

1992	W/L	OPP	REC	YDS	LG	TD
9/6	W	Det	2	9	6	1
9/13	L	@ NO	5	53	16	0
9/21	L	NYG	0	0	0	0
9/27	W	Atl	3	62	41	1
10/4	L	@ Min	5	64	28	1
10/18	W	TB	3	114	60	0
10/25	W	@ GB	6	65	16	0
11/2	L	Min	2	17	10	0
11/8	L	Cin	7	78	21	0
11/15	L	@ TB	4	50	20	0
11/22	L	GB	5	62	22	0
11/29	L	@ Clev	4	100	68	1
12/7	L	@ Hou	Inactive (hip)			
12/13	W	Pit	IR — hip			
12/20	L	@ Det	IR — hip			
12/27	L	@ Dal	IR — hip			

1993	W/L	OPP	REC	YDS	LG	TD
9/5	L	NYG	3	62	25	0
9/12	L	@ Min	2	12	7	0
9/26	W	TB	5	46	17	1
10/3	W	Atl	4	55	21	0
10/10	W	@ Phil	4	51	29	0
10/25	L	Min	2	43	38	0
10/31	L	@ GB	3	46	19	0
11/7	L	Raid	4	69	36	0
11/14	W	@ SD	3	16	8	0
11/21	W	@ KC	3	19	8	0
11/25	W	@ Det	3	46	26	0
12/5	W	GB	1	11	1	0
12/12	L	@ TB	3	41	16	0
12/18	L	Den	2	9	5	0
12/26	L	Det	DNP	—	hamstring	
1/2/94	L	@ Rams	2	26	21	0

WADDLE'S JOURNAL

Date Transaction

- 5-16-89 Signed as undrafted free agent
- 9-4-89 Released in final cutdown to 47 players
- 9-5-89 Signed to developmental squad
- 9-17-89 Moved to active roster with "free move" — does not play in game vs. Min (Sept. 17)
- 9-22-89 Waived from team
- 9-25-89 Re-signed to developmental squad
- 12-8-89 Activated through procedural waivers
- 2-1-90 Left unprotected for Plan B period
- 9-3-90 Released in final cutdown to 47 players
- 9-4-90 Signed to active roster when Koz goes on IR
- 2-1-91 Left unprotected for Plan B period
- 8-26-91 Released in final cutdown to 47 players
- 8-27-91 Signed to active roster when Kozlowski, Morris, and Gardocki go on IR
- 2-1-92 Protected for Plan B period
- 9-12-92 Signs two-year contract extension.



STEVE WALSH

4

Quarterback

6-3 200

December 1, 1966

Miami (FL)

Bears Season: 1st NFL Season: 6th

Acquired by Bears as free agent in 1994.

PRO CAREER: Signed with Bears as unrestricted free agent (4/26/94)...Fifth on Saints' all-time list with 3,879 yards...Career record of 11-13 as starter.

1993 SEASON: Designated third quarterback for first 14 games...Replaced starter Mike Buck in second half at Phil (12/26) and completed five of 11 for 78 yards and two ints...Started season finale vs. Cin (1/2/94) and connected 15 of 27 for 193 yards with two TDs and one int. 54-yard toss to Eric Martin was longest scoring pass of his career. **Games played-started:** 2-1

PREVIOUS SEASONS: **1992** — Did not see any regular season game action...Designated third quarterback for 14 games; dressed, but did not play in two. **1991** — Subbed for injured Hebert in first half at Phil (10/13) and led Saints to win with 8 of 17 for 96 yards and one TD...Started and won following week vs. TB (10/20)...Career-high 317 yards on 25 of 42 and 2 TDs at SF (12/1)...Season-best 66.7% passing with career-high 26 completions at Dal (12/8)...Threw a TD in seven of eight starts. **1990** — Traded to Saints from Cowboys (9/25) for first- and third-round picks in '91 and second-round pick in '92...Played in one game with Dallas before coming to New Orleans...Relieved Fourcade vs. Clev (10/14) leading Saints to win with 15 of 26 for 243 yards and three TDs...Started following week at Hou and hit 22 of 39 for 292 yards...Set personal-best with 70.4% completion mark (19 of 27) vs. Det (10/28)...Led Saints to playoffs, losing in first round at Chi (1/6/91) completing 6 of 16 for 74 yards and 1 int. **1989** — Played in eight games, starting five for injured Aikman...Started in only Dallas win of year, 13-3 at Wash (11/5) completing 10 of 30 for 142 yards...Top game of year came vs. SF (10/15) completing 23 of 36 for 294 yards and TD...Tied Dallas record with 49 attempts vs. Phx (10/29)...First pro TD was 27-yard toss to Herschel Walker vs. NYG (10/1)...Drafted in first round of supplemental draft by Cowboys (7/7/89).

COLLEGIATE, PERSONAL: Two-year starter for Miami (1987-88) compiling 23-1 record as starter...Led Hurricanes to 12-0 and national championship in 1987...Completed 410 of 690 for 5,369 and 48 TDs...First-team all-America by AP, ESPN, and Football Writers Association in senior season...Minneapolis-St. Paul Metro Football Player of the Year in '84...Football, basketball, and baseball star at Cretin High in St. Paul, MN...USA Today prep Academic all-America...Earned degree in finance...Brother (Chris) is sophomore QB at Miami...Given name (Stephen John Walsh)...Married (Lara)...Daughter (Hailey).

Walsh's Pro Stats

	Att	Cmp	Yds	Pct	Lg	TD	Int	Rating	Rush	Yds	Avg	Lg	TD	G-GS
1989 Dal	219	110	1,371	50.2	46	5	9	60.5	6	16		14	0	8-5
1990 Dal	9	4	40	44.4	20	0	0	57.6	1	0	0.0	0	0	1-0
1990 NO	327	175	1,970	53.5	58	12	13	67.5	19	25		18	0	12-11
1991 NO	255	141	1,638	55.3	41	11	6	79.5	8	0	0.0	3	0	8-7
1992 NO	0	0	0	0.0	0	0	0	0.0	0	0	0.0	0	0	0-0
1993 NO	38	20	271	52.7	54	2	3	60.3	4	-4	-1.0	-1	0	2-1
Career	848	450	5,290	53.1	58	30	31	68.9	38	37	1.0	18	0	31-24

Playoffs

1990 NO	16	6	74	37.5	36	0	1	26.6	0	0	0.0	0	0	1-1
---------	----	---	----	------	----	---	---	------	---	---	-----	---	---	-----

Walsh's Single Game Highs

Attempts: 49 at Phx (11/12/89)

Yards Passing: 317 at SF (12/1/91)

Interceptions: 3 vs. Det (10/28/90)

Completions: 26 at Dal (12/8/91)

TDs: 3 vs. Clev (10/14/90)

Long Pass: 58 vs. Clev (10/14/90)



RYAN WETNIGHT

89

Tight End
6-2 235
November 5, 1970
Stanford

Bears Season: 2nd NFL Season: 2nd

Acquired by Bears as undrafted free agent in 1993.

PRO CAREER: Served as back-up to Jennings and Gedney in '93.

1993 SEASON: Made first pro catch in Week 2 at Min (9/12)...Caught 25-yard TD following week vs. TB (9/26)...Waived (10/8) and re-signed to practice squad (10/11)...Signed to active squad 10/29 and made two catches at GB (10/31)...Inactive for three-game road trip...Started vs. GB (12/5) as Bears opened in two-tight end set...Two receptions for 16 yards at TB (12/12) and one catch in each of next two games...Inactive for finale at Rams (1/2/94). **Games played-started:** 10-1

COLLEGIATE, PERSONAL — Honorable mention all Pac Ten catching 31 passes for 384 yards...Started all 13 games despite mid-season ankle injury...Had 54 yards on four grabs in season opener vs. Texas A & M...Set season-highs in Blockbuster Bowl with 71 yards and one TD on five receptions...Opened four games as junior before ankle injury limited playing time...Had eight receptions for 74 yards in first two games...Lone college TD was four-yard catch in season finale vs. Cal...Transferred to Stanford in January, 1991, and competed in spring drills...First-team all-American from Fresno City College (teammate was Bears cornerback Keshon Johnson) where he caught 42 passes for 787 yards...Offensive MVP of 1990 Dairy Bowl...Caught 25 passes for 456 yards as freshman...All-league performer at Fresno's Hoover High...Given name Ryan Scott Wetnight...Single.

Wetnight's Pro Stats

	Rec.	Yds	Avg	LG	TD	G-GS
1993	9	93	10.3	25	1	10-1
Career	9	93	10.3	25	1	10-1

Wetnight's Single Game Highs

Receptions: 2 (three times)

Rec. yards: 25 vs. TB (9/26/93)

TIGHT END RECEPTIONS

In 1991 Marv Cook caught 82 passes as the tight end for the New England Patriots. His total was highest on the club, fourth highest in the league, and earned him a spot on the AFC's Pro Bowl team.

This kind of production will be a welcome addition to the Chicago tight end position which last received this kind of receiving in 1964 when Mike Ditka had 75 catches. In fact, the only other player in Chicago's 74-year history (tight end, receiver, or running back) to surpass Cook's 82 catches is Johnny Morris who had 93 also in 1964. Bear tight ends have caught 82 passes as a unit in the last 45 games.

As far as touchdowns for the tight end position, the Bears have had just one a year for the last three seasons: Ryan Wetnight in 1993, Keith Jennings in 1992, and Jim Thornton in 1991. Not since Jim Thornton had three TD catches in 1989 has a Bear tight end finished the season with more than one score. Cook, who has 11 in four years, had five as a rookie in 1990 and three the following year.



JAMES WILLIAMS

71

Tackle
6-7 335
March 29, 1968
Cheyney State (PA)

Bears Season: 4th NFL Season: 4th

Acquired by Bears as undrafted free agent in 1991.

PRO CAREER: One of two undrafted free agents (John Hardy) to make club in 1991...Used sparingly on special teams and as reserve defensive tackle...Made move to offensive line midway through 1992 season.

1993 SEASON: Played in first three games seeing action in final three quarters vs. TB (9/26) for injured Van Horne...Active, but did not play vs. Atl (10/3)...Inactive for final 12 games. **Games played-started:** 3-0

PREVIOUS SEASONS: 1992 — Saw action on special teams in opener...Inactive for next eight weeks before making one tackle at TB (11/15)...Moved to offensive line (11/18)...Saw limited action at right tackle in three of Bears' last four games. **1991** — Used as sub to spell McMichael and Perry...Inactive in first and fourth weeks...Blocked field goal at Buffalo...Responsible for the "push" on Perry's game-saving field goal block vs. NYG (9/15)...Saw most playing time while rotating with Ryan when Armstrong was injured (Weeks 4-9)...Recorded three solo tackles in Week 5 at Buf (9/29)...Three tackles vs Wash (10/6) and two tackles, including first pro sack at GB (10/17)...Career-high four stops, three solo, at NO (10/27)...Signed as undrafted free agent.

COLLEGIATE, PERSONAL: Four-year all-Penn State Athletic Conference...Team went 0-11 in '90...Finished with 342 tackles, 235 solo, and 37.5 sacks...Had 92 stops and seven tackles-for-loss as senior...Also, nine passes defended, four forced fumbles, and two recovered fumbles...First-team Black College all-American with season-high 103 stops, 69 solos, and 15 sacks as junior...11 sacks in 1988 along with 76 tackles...PSAC Rookie of the Year as freshman in '87...Graduated from Allerdice High (PA)...Given name James Otis Williams...Single.

Williams' Pro Stats

	Int-Yds	Tkls-Solo	Force Fum	Fum Rec	Pass Def	Sack-Yds	G-GS
1991	0	17-8	0	0	0	1-4	14-0
1992	0	1-1	0	0	0	0	5-0
1993		(Offensive Lineman)					3-0
Career	0-0	18-9	0	0	0	1-4	22-0
Playoffs							
1991	0	3-1	0	0	0	0-0	1-0
Career	0-0	3-1	0	0	0	0-0	1-0

Williams' Single Game Highs

Tackles: 4 at NO (10/27/91)

Solos: 3 at Buf (9/29/91); at NO (10/27/91)



21

Cornerback
5-9 188
January 6, 1966
Clemson

Bears Season: 6th NFL Season: 6th
Acquired by Bears in first round of 1989.

PRO CAREER: Emerged as one of NFL's top corners.....Missed eight games due to six different injuries in first three seasons...Started all 32 games in 1992-93...Four interceptions in final three games of '92...Bears' top corner who draws the task of covering opponent's top receiver...Voted to Pro Bowl after '93 season.

1993 SEASON: Fifth on club with career-best 101 tackles...Led club with 22 passes defended...Four passes defended and 18-yard interception vs. Atl (10/3)...Game ball at SD (11/14) for four passes defended and six tackles...Led team in tackles at Det (11/25) with 11 solo stops and again the following week vs. GB (12/5) with season-high 12 tackles, 10 solo...Second interception at TB (12/12). **Games played-started:** 16-16

PREVIOUS SEASONS: 1992 — Led team with seven interceptions and 27 passes defended...Tied for fourth with 94 tackles (first among DBs)...Used sparingly as punt returner (12 for 127 yards, 36 long)...Eleven tackles, eight solo vs. TB (10/18)...18 passes defended in final five games...Four passes defended, four tackles, 19-yard interception, and three punt returns for 60 yards including career-long 36-yarder vs. Pit (12/13)...First-ever two-interception game at Det (12/20)...Career-high six passes defended and career-long 32-yard interception return at Dal (12/27). **1991** — Second with 19 passes defended...Seven tackles, five solo, and 16-yard interception in season opener vs. Min (9/1)...Pulled right hamstring following week and was inactive vs. NYG (9/15)...Returned vs. NYJ to record two passes defended and career-highs in tackles (13) and solo stops (nine) in game ball performance...Returned fumble 28 yards at Buf (9/29)...Game ball at NO (10/27) for eight tackles and pass defended...Second interception vs. Det (11/3)...Fourth game ball at Ind (11/17) with nine tackles, eight solo, and 11-yard sack. **1990** — Game ball for eight tackles, three solo, two passes defended, and one interception vs. Rams (10/14)...Sprained ankle, pulled groin, and twisted knee when Perry fell on him while making tackle in second quarter at Phx (10/28). Inactive for next three games...Returned to starting role at Min (11/25) and recorded three tackles before leaving game in second quarter with re-sprained right ankle...Seven tackles the following two weeks (vs. Det and at Wash) including three passes defended and second interception against Redskins...Interception, sack, pass defended, and five tackles vs. TB (12/23). **1989** — Led club with 19 passes defended...Hampered all season with injuries...Separated shoulder making diving interception vs. Vikes (9/17) in Week 2 and inactive for following three weeks...Returned vs. Hou (10/15) to make four tackles and second interception...Three tackles, three passes defended, and third interception vs. Rams (10/29)...Held Packers' Sharpe to two catches; made three tackles, and defended three passes at GB (11/5)...Minor car accident (11/6) resulted in staph infection of left eye causing him to miss game at Pit (11/12)...Returned vs. TB (11/19) making eight tackles and knocking down a season-high five passes...Season-high in tackles (nine) and solos (seven) at Wash (11/26)...Broke hand in Week 15 and unable to play in season finale vs. SF (12/24)...Drafted in first round (11th overall).

COLLEGIATE, PERSONAL: First-team all-American selection by *Sporting News*, *Kodak*, and *UPI*...Finalist for the Jim Thorpe Award, given to the nation's premier defensive back...Led ACC with 15 pass deflections and was never scored upon as senior...Tallied 61 tackles (40 solo), caused three fumbles and had one interception...One of the premier punt returners in the nation (29 for 192 yards as senior; 78-754 career)...First cornerback in Tiger history selected as first-team

DONNELL WOOLFORD

all-American squad (Kodak, Football Coaches Association)...AP first-team all-ACC as junior...Tied school record for pass deflections with 15...Picked-off career-high five passes...Became first player at Clemson since 1970 to return punt for a TD...78-yard TD return vs. Georgia Tech was best in conference...Five returns for 126 yards in same game was second best single game effort in Tiger history...15.0 yard average was third in the nation...Second in ACC behind teammate Delton Hall (Steelers) with 12 passes defended as sophomore...Compiled 21 tackles (12 solos), two pass deflections and one interception as freshman...Had Tigers' longest int. return of year (34 yards)...All-conference selection at Douglas Byrd High (NC) for three years in football, basketball, and track...Industrial education major...Given name Donnell Woolford...Married (Carla)...Daughter (Cara), sons (Chad and Johnathan).

Woolford's Pro Stats

	Int	Yds	Lg	TD	Tkls-Solo	FF	FR	PD	Sack-Yds	G-GS
1989	3	0	0	0	56-36	0	0	19	0	11-11
1990	3	18	9	0	70-38	0	0	13	2-13	13-13
1991	2	21	16	0	77-52	0	1	19	1-11	15-15
1992	7	67	32	0	94-69	2	0	27	0	16-16
1993	2	18	18	0	101-86	0	0	22	0	16-16
Career	17	124	32	0	398-281	2	1	100	3-24	71-71

Also: 1 punt return for 12 yards in 1989; 28-yard fumble return in 1991; 12 punt returns for 127 yards (36-yard long) in 1992.

Playoffs

1990	0	0	0	0	6-3	0	0	2	0-0	2-2
1991	0	0	0	0	6-3	0	0	0	0-0	1-1
Career	0	0	0	0	12-6	0	0	2	0-0	3-3

Woolford's Single Game Highs

Tackles: 13 vs. NYJ (9/23/91)*
 Solos: 11 at Det (11/25/93)
 * overtime game

Passes Defended: 6 at Dal (12/27/92)
 Interceptions: 2 at Det (12/20/92)
 Long Interception: 32 yards at Dal (12/27/92)

KICKOFF RETURNS

The Chicago Bears have not allowed a kickoff return for a touchdown since December 9, 1984 when Del Rogers went 97 yards for the Packers at Soldier Field. Since that return, the Bears have stopped 562 returns without allowing a score.

In fact since mid-1971, Rogers' return is the only one of the 1,212 returns against Chicago taken all the way for a score. Three have been returned 80 yards with one coming just one yard shy of the goal line. In that same time period, the Bears have scored on 12 kickoff returns.

Two teams have gone longer period of time without allowing a scoring kickoff return: the Dolphins last gave up a return on September 22, 1975, and the Patriots have prevented the run since September 18, 1978.



TIM WORLEY

38

Running Back
6-2 228
September 24, 1966
Georgia

Bears Season: 2nd NFL Season: 5th

Acquired by Bears in trade with Pittsburgh in 1989.

PRO CAREER: In '93 became only player in NFL history to be on a roster for 17 games in one season (6 with Steelers, 11 with Chicago)...Second running back drafted in 1989 (Barry Sanders was first).

1993 SEASON: Obtained in Oct. 19 trade with Pittsburgh for a conditional pick in 1994 (fifth round) and 1995 (to be determined)...Played immediately on special teams vs. Min (10/25)...Inactive following week with slight groin pull...Returned kickoff 24 yards vs. Raid (11/7)...First action on offense for Bears came at SD (11/14) rushing 11 times for 33 yards and catching one 10-yard pass...Carried 11 times for 59 yards and a 25-yard TD at KC (11/21)...Led all rushers with 80 yards on 18 carries at TB (12/12)...Earned first start since '90 following week vs. Den (12/18) gaining 72 yards on 20 carries...Rushed 24 times for 61 yards and one TD, caught three passes for 20 yards, and returned one kickoff 12 yards vs. Det (12/26)...Season-long 28-yard run at Rams (1/2) on 7-for-51 day...Had 10 rushes for 33 yards, three receptions for 13 yards, and four KOR for 75 yards in six games with Pittsburgh. **Games played-started: 10-3**

PREVIOUS SEASONS: 1992 — Missed entire season for violation of NFL substance abuse policy...Suspension ran from 4/29/92 to 5/18/93. **1991** — Inactive first two games with right knee injury suffered in training camp...Placed on IR (9/9)...Suspended by Commissioner (10/30) for six games for substance abuse...Returned to active roster (12/13)...Gained 84 yards on 16 carries vs. Clev (12/22). **1990** — Second-leading rusher with 418 yards while playing in just 11 games, eight starts...Missed games 6-9 with ankle sprain...Season-high 83 yards rushing vs. NE (12/9). **1989** — Led team with 770 rushing yards while starting 14 games...Third in NFL rookie rushing behind only Sanders and Humphrey...Scored first pro TD vs. Min (9/24)...First 100-yard game came vs. Hou (12/3) gaining 103 yards on 18 carries...Career-best 104 yards vs. NE (12/17) on 19 carries...Tallied two TDs in finale at TB (12/24)...Rushed for 54 yards and caught four passes at Hou (12/31)...Gained 50 yards at Den (1/7/90).

COLLEGIATE, PERSONAL: Consensus all-America who was Georgia's sixth all-time rusher despite playing just three seasons...Totaled 353 carries for 2,038 yards (5.8 avg) and 27 TDs; caught 22 passes for 221 yards and 2 TDs; 13 KORs for 29.5-yard average and 1 TD...Led SEC with 191 carries for 1,216 yards and 17 TDs as senior...Sat out junior year to concentrate on studies...Played in only four games as sophomore due to knee injury...Parade all-American who rushed for 1,700 yards and 16 TDs as senior at Lumberton High (NC)...Won 1984 Junior Olympics 100-meters with 10.3 time...Given name Timothy Ashley Worley...Fiancé (Becky)...Son (Brandon)

Worley's Pro Stats

	Rush	Yds	Avg	LG	TD	Rec	Yds	Avg	LG	TD	G-GS
1989 Pittsburgh	195	770	3.9	38	5	15	113	7.5	19	0	15-14
1990 Pittsburgh	109	418	3.8	38	0	8	70	8.8	27	0	11-8
1991 Pittsburgh	22	117	5.3	16	0	0	0	0.0	0	0	2-0
1992 Pittsburgh	Did Not Play — suspended										
1993 Pittsburgh	10	33	3.3	8	0	3	13	4.3		0	6-0
1993 Bears	110	437	4.0	28	2	8	49	5.6	15	0	10-3
Career	446	2,221	4.0	38	7	34	243	7.1	27	0	44-25

Also: 4 KOR for 85 yards with Pit in 1993; 2 KOR for 36 yards with Chi in 1993.

Worley's Post-season stats on following page.

Playoffs	Rush	Yds	Avg	LG	TD	Rec	Yds	Avg	LG	TD	G-GS
1989 Pittsburgh	24	104	4.3	19	1	5	56	11.2	33	0	2-2
Career	24	104	4.3	19	1	5	56	11.2	33	0	2-2

Worley's Single Game Highs

Rushes: 22 vs. Mia (11/26/89)

Rushing yards: 104 vs. NE (12/17/89)

Long rush: 38 vs. Hou (12/3/89); vs. Cin (11/18/90)

Rush TDs: 2 vs. TB (12/24/89)

Receptions: 4 vs. Min (9/24/89); at Hou* (12/31/89)

Receiving yards: 45 vs. Min (9/24/89)

Long rec: 33 at Den* (1/7/90); 27 at NO (12/16/90)

* Post-season game

TEAMMATES

The following players spent one or more years together at college or elsewhere in the NFL:

Atlanta Falcons

Dallas Cowboys

Dallas Cowboys

Detroit Lions

New Orleans Saints

Pittsburgh Steelers

Seattle Seahawks

Washington Redskins

Winnipeg (CFL)

Tory Epps, (Bob Christian)

Steve Walsh, Vinson Smith

Vinson Smith, (Barry Minter)

Erik Kramer, Kevin Miniefield

Steve Walsh, Gene McGuire

Tim Worley, Merrill Hoge, Jeff Graham

Andy Heck, Joe Cain, Terry Obee

Robert Green, Tom Myslinski

Mike Bellamy, Reggie Givens

Clemson

Florida

Florida State

Fresno City (JUCO)

Notre Dame

Ohio State

Penn State

Purdue

Syracuse

Tennessee

Texas Tech

USC

Donnell Woolford, Keith Jennings, Chris Gardocki

Trace Armstrong, Shane Matthews

Carl Simpson, Matt Frier

Keshon Johnson, Ryan Wetnight

Chris Zorich, Jim Flanigan, Todd Norman

Alonzo Spellman, Jeff Graham, Raymont Harris

Reggie Givens, Todd Burger

Jim Schwantz, Frank Kmet

Chris Gedney, Garland Hawkins

Tom Myslinski, Jeremy Lincoln

Lloyd Hill, Donny Brooks

Mark Carrier, Tim Ryan, Curtis Conway

Veterans in bold; 1994 draftees underlined; undrafted free agents in plain text.

(Paranthesis mean player was only with team in training camp, not regular season)



CHRIS ZORICH

97

Defensive Tackle

6-1 277

March 13, 1969

Notre Dame

Bears Season: 4th NFL Season: 4th

Acquired by Bears in second round of 1991.

PRO CAREER: Spent first two seasons as reserve before starting all 16 games in 1993.

1993 SEASON: Third on club, first among linemen, with 121 tackles...Third with 7 sacks...Two sacks and six solo tackles in opener vs. NYG (9/5)...Three 11-tackle games: at Min (9/12), vs. Raid (11/7), and at Det (11/25)...Career-high 12 tackles and eight solos at Rams (1/2)...Forced fumble and 16-yard sack vs. TB (9/26)...Eight stops, two tackles-for-loss, and fumble recovery vs. Atl (10/3)...Only pass defended came in in Thanksgiving game at Det (12/26) along with three-yard sack and six unassisted tackles, 11 overall. **Games played-started:** 16-16

PREVIOUS SEASON: 1992 — Started first two games of season for unsigned Perry...Five tackles vs. NYG (9/21)...Seven stops, three solo, vs. Min (11/2)...Four stops and first career sack (six yarder) at Clev (11/29)...Second sack two weeks later vs. Pit (12/13)...Career-high with 12 tackles and seven solos at Dal (12/27); recovered fumble and returned it 42 yards for TD...Left shoulder surgery (1/11). **1991** — Played in 12 games, mostly on special teams...Two tackles at TB (9/8), four vs. Wash (10/6), and two in season finale at SF (12/23)...Winner of Piccolo Award as a rookie for best demonstrating the courage, loyalty, teamwork, dedication, and sense of humor of the late Brian Piccolo...Drafted in second round (49th overall).

COLLEGIATE, PERSONAL: Lombardi Award winner for nation's best interior lineman as senior...Unanimous first-team all-American...Finished fourth with 57 stops including 15 tackles-for-loss...College Lineman of the Year by Washington DC Touchdown Club after season...Lombardi Award finalist as junior along with Bears' Tim Ryan and Giants' Kanavis McGhee (Bears' Percy Snow won)...First-team all-American...Season-high 13 stops vs. Michigan State...Started first 10 games at nose guard as sophomore...Had 10 tackles and 1.5 sacks in first collegiate game (vs. Michigan)...Moved from linebacker to noseguard while on scout team as freshman...Announced lifelong desire to play for Bears prior to draft: "I would be honored for a chance to play for them. It would be a dream come true."...Tragically found his mother dead upon returning home from Orange Bowl loss to Colorado on Jan. 2, 1991...Patterned his life after idol Mike Singletary...All-American honorable mention by *USA Today* following senior year at Chicago Vocational High School, alma mater of Dick Butkus...Four year letterman at both linebacker and offensive guard...Consensus all-state; all-area selection by *Tribune* and *Sun-Times*...Captained football and power-lifting teams...Degree in American studies...Given name Christopher Robert Zorich...Single.

Zorich's Pro Stats

	Int-Yds	Tkls-Solo	Force Fum	Fum Rec	Pass Def	Sack-Yds	G-GS
1991	0	10-3	0	0	0	0-0	12-0
1992	0	53-26	0	1	0	2-13	16-2
1993	0	121-63	1	2	1	7-39	16-16
Career	0-0	184-92	1	3	1	9-52	44-18


Also: 42-yard fumble return for TD

Playoffs

	Int-Yds	Tkls-Solo	Force Fum	Fum Rec	Pass Def	Sack-Yds	G-GS
1991	0-0	0-0	0	0	0	0-0	1-0
Career	0-0	0-0	0	0	0	0-0	1-0

Zorich's Single Game Highs

Tackles: 12 at Dal (12/27/92); at Rams (1/2/94) Solos: 8 at Rams (1/2/94)
Sacks: 2 vs. NYG (9/5/93)



Bears President and CEO Michael McCaskey welcomes defensive end John Thierry just hours after the club made him their first-round choice in the 1994 draft.



JOHN THIERRY

94

Defensive End

6-4 260

September 4, 1971
Alcorn State (MS)

Bears Season: 1st NFL Season: 1st

Acquired by Bears in first round of 1994.

COLLEGE CAREER: Projected as a defensive end by the Bears...Two-year starter at outside linebacker/standup end who totaled 13 sacks, 22 tackles-for-losses, and 64 quarterback hurries...Runs a 4.5 40-yard dash...Performed on school's track team as sprinter and handled shot put, discus, and javelin...First Alcorn State product drafted by Bears and first 1st-round pick from a I-AA school since Walter Payton in 1975...From Dave Wannstedt: *We like to think he is in our defensive end mold. He is an athlete. He runs well, he vertical jumps 38.5 inches...he has been very productive doing everything. He was the number one guy (to draft). There was no question about that. We had other courses we could have gone, but he was the guy who excited us the most...*From Rod Graves: *We knew we wanted to get an impact player on the defensive side of the ball. John ran in the 4.5s on grass for us which is remarkable for a man his size. He improved throughout his college career and was a very productive player as a senior.*

SENIOR — First team all-American and all-Southwestern Athletic Conference selection...Played strongside linebacker where he led club with nine sacks and 15 tackles-for-loss...Second on team with 119 tackles (81 solo)...Top games included 12 tackles and three sacks vs. Howard; 15 tackles and three sacks vs. Sam Houston State...Season-high 20 stops vs. Mississippi Valley...**JUNIOR** — First-team all-conference as strongside linebacker...Had 31 QB hurries and team-high four fumble recoveries and three forced fumbles...Also had four sacks and six tackles-for-loss...**SOPHOMORE** — Saw limited action in first season on defense...**FRESHMAN** — Lettered as a reserve tight end...Moved to defense after spring drills...Redshirted as true freshman in 1989.

PERSONAL: Lettered in track and football at Plaisance (LA) High...Pre-pharmacy major who aspires to attend medical school...Given name John Fitzgerald Thierry...Single.

Thierry's College Stats

	Int-Yds	Tkls-Solo	Force Fum	Fum Rec	Pass Def	Sack-Yds	G-GS
1989 Alcorn St.	Redshirt - Freshman						
1990 Alcorn St.	Played tight end; 1 KOR for 6 yards						
1991 Alcorn St.	0-0	5-3	0	1	0	0	8-0
1992 Alcorn St.	0-0	56-39	3	4	3	4	10-8
1993 Alcorn St.	0-0	119-81	1	0	4	9	11-11
Career	0-0	180-123	4	5	7	13	29-19

1994 BEARS DRAFT

Rd	Pick	Draftee	Pos	Ht	Wt	Born	School
1	11	John Thierry	DE	6-4	260	9-4-71	Alcorn State (MS)
2	39	Marcus Spears	T	6-4	300	9-28-71	Northwestern St. (LA)
3	74	Jim Flanagan	DT	6-2	280	8-27-71	Notre Dame
4	114	Raymont Harris	RB	6-0	225	12-23-70	Ohio State
5	140	(From Dallas with V. Smith and Minter for Roper, Blackwell, and Paul; traded to Pittsburgh for Tim Worley)					
6	170	Lloyd Hill	WR	6-1	189	1-16-72	Texas Tech
7	205	Dennis Collier	S	5-9	187	5-17-71	Colorado



MARCUS SPEARS

79

Tackle

6-4 300

September 28, 1971
Northwestern State (LA)

Bears Season: 1st NFL Season: 1st

Acquired by Bears in second round of 1994.

COLLEGE CAREER: Three-year all-conference selection at left tackle...Can also play right tackle and both guard spots...Did not allow a sack in his final two seasons...From Rod Graves: *Marcus is a big man with exceptional feet. There weren't many players in the draft who we projected as NFL caliber tackles, but we feel we got one in Marcus...* From Dave Wannstedt: *It was crucial that we got a guy who had a chance down the road in two or three years to play left tackle. We believe he can develop into an excellent player.*

SENIOR — Unanimous first team all-American and all-Southland Conference...First Division 1-AA player to earn all-American honors from the Football Writers Association since Jerry Rice of Mississippi Valley in 1985...Paced an offensive line that averaged 177 yards rushing...**JUNIOR** — All-American first team pick by Kodak and third-team choice by AP; first-team all-SLC choice...Team averaged 223 yards rushing...**SOPHOMORE** — Had 65 knockdown blocks in first season as starting left tackle...**FRESHMAN** — Did not play in 1990 and was redshirted in '89.

PERSONAL: Played just one season of high school football at Belaire High in Scotlandville, LA...Biology major who hopes to become a doctor...Given name Marcus Dewayne Spears...Single.

Spears' College Stats

Games-Starts: 33-33 — 1989 (Redshirt); 1990 (0-0); 1991 (11-11); 1992 (11-11); 1993 (11-11)

ROAD WARRIORS

Last year the Bears played three road games in a 12-day span, starting on a Sunday night in San Diego, playing the following Sunday in Kansas City, and concluding on Thanksgiving Day in Detroit.

The Bears won all three games (by a total of nine points) marking the first time in NFL history that a team won consecutive road games in such a short span.

This year the Bears have another late-season road trip, starting with the Arizona Cardinals on Sunday, November 27, heading to Minnesota four days later for a Thursday night contest, and finishing up in Green Bay a week-and-a-half later on December 11.



JIM FLANIGAN

68

Defensive Tackle

6-2 280

August 27, 1971

Notre Dame

Bears Season: 1st NFL Season: 1st

Acquired by Bears in third round of 1994.

COLLEGE CAREER: Started final two seasons on defensive line after beginning his career at linebacker...Also performed on Irish track squad putting shot 55'3/4".

SENIOR — Honorable mention all-American after starting first five games at right end and finishing season at right tackle...Made 51 tackles, four tackles-for-loss and four sacks...Top games were against Florida State (8 tackles, three for-loss) and in Cotton Bowl win over Texas A&M (six tackles, three-for-losses)...**JUNIOR** — Started 10 games at right tackle and one at nose guard...51 tackles included 3.5 sacks and 2.5 for-loss...Season-high eight tackles vs. Penn State and Michigan...**SOPHOMORE** — Saw action in every game and started three at inside linebacker...Recorded 36 tackles including season-high eight stops vs. Air Force...Four tackles in fourth quarter of win over USC at defensive tackle after injuries forced him into action...**FRESHMAN** — Saw limited action in nine games as a reserve inside linebacker...Totaled six tackles.

PERSONAL: *Parade* and *USA Today* all-American and Wisconsin Player of Year at Southern Door High in Brussels, WI...Played linebacker, fullback, and kicker...Rushed for 2,075 yards and 30 TDs as senior (4,464 yards in career)...Scored 468 points on 59 TDs, 75 conversions, and 13 field goals as prep...Recorded 518 tackles, 23 forced fumbles, 14 sacks, and five interceptions...Management major...Father, Jim, played linebacker for Green Bay Packers (1967-70)...Given name James Michael Flanigan...Single.

Flanigan's College Stats

	Int-Yds	Tkls-Solo	Force Fum	Fum Rec	Pass Def	Sack-Yds	G-GS
1990 Notre Dame	0-0	6-3	0	0	0	0-0	9-0
1991 Notre Dame	0-0	36-19	0	0	0	0-0	11-3
1992 Notre Dame	0-0	51-36	0	0	0	3.5-20	11-11
1993 Notre Dame	0-0	51-33	3	1	2	4-25	11-11
Career	0-0	144-91	3	1	2	7.5-45	42-25

THE BRIAN PICCOLO AWARD

Bear veterans vote the Brian Piccolo award to the rookie who best exemplifies the courage, loyalty, teamwork, dedication, and sense of humor of the late Brian Piccolo. Last year the award was expanded to include a veteran who possesses the same qualities.

In his senior season at Wake Forest (1964) Piccolo led the nation in scoring (111 points) and rushing (1,044 yards). He signed with the Bears as an undrafted free agent, and in four years he rushed 258 times for 927 yards and four TDs. He also caught 58 passes for 537 yards and one touchdown.

Piccolo died of embryonal cell carcinoma on June 16, 1970. He was 26 years old and left his wife, Joy, three daughters, and legions of friends.

The award is presented to the player at a banquet following the Piccolo golf tournament which helps raise money for cancer research.



RAYMONT HARRIS

29

Running Back

6-0 225

December 23, 1970

Ohio State

Bears Season: 1st NFL Season: 1st

Acquired by Bears in fourth round of 1994.

COLLEGE CAREER: Fifth leading rusher in Ohio State history with 2,649 yards...Rushed for 27 touchdowns and career 4.6 yard-per-carry average...273 of 574 career carries (47.6%) were in senior season...Roomed with Alonzo Spellman as freshman.

SENIOR — Rushed for 1,344 yards on 273 carries (4.9 avg.) and 12 TDs, sixth best total in school history...Five 100-yard games: Washington (110), Michigan State (103), Purdue (118), Penn State (151), and Indiana (162)...Finished career with 235 yards on 39 carries and three TDs in 28-21 win over BYU in Holiday Bowl...His 235-yard effort ranks fourth on the school's single game record list and is best in OSU bowl history...**JUNIOR** — Earned starting job at halfback and gained 463 yards on 106 carries (4.4 avg.) and five touchdowns...Top outing was 94 yards on 18 carries vs. Bowling Green...**SOPHOMORE** — Played in 10 games as a reserve tailback and fullback...Gained 323 yards for 4.3-yard averaged...Best performances were 73 yards on 15 carries vs. Illinois and 69 yards on eight carries against Minnesota...**FRESHMAN** — Played in 11 games including two starts...Second on team with 519 yards on 119 carries and eight TDs...Rushed for 96 yards on 12 attempts vs. Boston College...First collegiate 100-yard game vs. Illinois on 18 for 126-yard effort...Redshirted as true freshman in 1989.

PERSONAL: Played in just four games as senior at Admiral King High In Lorain, OH due to broken collarbone...Nickname: Quiet Storm...Communications major...Given name Raymont LaShawn Harris...Single.

Harris' College Stats

	Rush	Yds	Avg	LG	TD	Rec	Yds	Avg	LG	TD	G-GS
1989 Ohio St.	Redshirt — Freshman										
1990 Ohio St.	119	519	4.4	35	8	7	42	6.0	10	1	11-2
1991 Ohio St.	76	323	4.3	16	2	3	16	5.3	10	0	10-0
1992 Ohio St.	106	463	4.4	25	5	1	9	9.0	9	0	10-3
1993 Ohio St.	273	1,344	4.9	39	12	6	55	9.2	14	0	12-12
Career	574	2,649	4.6	39	27	17	122	7.2	14	1	43-17

Also: 3 KOR for 50 yards, 23 long in 1990; 4 KOR for 43 yards, 15 long in 1991.

BRIAN PICCOLO AWARD WINNERS

1970 Glen Holloway (G)	1979 Dan Hampton (DE)	1988 James Thornton (TE)
1971 Jerry Moore (S)	1980 Bob Fisher (TE)	Mickey Pruitt (LB)
1972 Jim Osborne (DT)	1981 Mike Singletary (LB)	1989 Trace Armstrong (DE)
1973 Wally Chambers (DT)	1982 Jim McMahon (QB)	1990 Mark Carrier (S)
1974 Fred Pagac (TE)	1983 Jim Covert (T)	1991 Chris Zorich (DT)
1975 Roland Harper (RB)	1984 Shaun Gayle (DB)	1992 Mike Singletary (LB)
1976 Brian Baschnagel (WR)	1985 Kevin Butler (K)	Troy Auzenne (T)
1977 Ted Albrecht (T)	1986 Neal Anderson (RB)	1993 Tom Waddle (WR)
1978 John Skibinski (RB)	1987 Ron Morris (WR)	Myron Baker (LB)
		Todd Perry (T)



LLOYD HILL

14

Wide Receiver
6-1 189
January 16, 1972
Texas Tech

Bears Season: 1st NFL Season: 1st
Acquired by Bears in sixth round of 1994.

COLLEGE CAREER: Four-year starter for Red Raiders...Shattered school all-time records with 189 catches for 3,059 yards and 20 TDs (previous marks were 107, 2007, & 14)...Averaged 16.2 yards-per-catch.

SENIOR — Led club with 57 catches for 794 yards and six touchdowns...Top games were six catches for 103 yards vs. Nebraska and 91 yards on nine receptions vs. TCU...Arthroscopic right knee surgery following season (11/22/93) and did not play in post-season bowl game...**JUNIOR** — First team all-American selection by Kodak, UPI, *Football News* and *The Sporting News*...Unanimous all-Southwest Conference first-team pick and co-Offensive Player of the Year...Led NCAA with 114.6-yard-per-game average...Set Texas Tech season records with 76 catches for 1,261 yards...Joined Byron "Bam" Morris (1,279 yards) to become the first receiving-running tandem from the same team in SWC history to each gain over 1,200 yards in a season...Top performances came against Wyoming (12-222), Oregon (5-132), Texas A&M (6-117), SMU (7-108, two TDs), Texas (10-151, three TDs), and TCU (9-119, two TDs)...**SOPHOMORE** — Appeared in nine games and made 33 catches...Two 100-yard receiving games: against Texas A&M (five for 106) and Rice (seven for 135)...**FRESHMAN** — Made all 23 of his receptions in first four games...Six grabs for 98 yards vs. Houston; six-for-114 performance against New Mexico, and eight-for-102 vs. Baylor...Missed final seven games with Achilles tendon strain.

PERSONAL: *Parade* all-American and one of country's most highly recruited players at Permian High in Odessa, TX...Had 79 of career 172 catches in senior year when he led club to state title...Exercise and Sports Sciences major...Nickname: Bud...Given name Lloyd Dwayne Hill.

Hill's College Stats

	Rec.	Yds	Avg	Lg	TD	G-GS
1990 Texas Tech	23	363	15.8	33	0	4-3
1991 Texas Tech	33	641	19.4	48	2	8-8
1992 Texas Tech	76	1,261	16.6	65	12	11-11
1993 Texas Tech	57	794	13.9	51	6	10-10
Career	189	3,059	16.2	65	20	33-32



32

Safety
5-9 187
May 17, 1971
Colorado

Bears Season: 1st NFL Season: 1st

Acquired by Bears in seventh round of 1994.

COLLEGE: Converted to cornerback from running back prior to junior season...Will be moved to safety by the Bears.

SENIOR — Started at right cornerback and contributed 46 tackles, four passes defended, one sack, one tackle-for-loss, and one fumble recovery...Tied for team lead with four interceptions...Grabbed interception in first collegiate start in season opener vs. Texas...Season-high nine tackles in win over Baylor...Also had interceptions vs. Kansas State, Nebraska and Oklahoma State...**JUNIOR** — Appeared in nine games as nickelback...Only start was at left corner against Colorado State...Four stops and fumble recovery against CSU...**SOPHOMORE** — Saw limited action in two games as tailback...**FRESHMAN** — Medical redshirt in 1990 after playing in three games as a true freshman...Gained 48 yards on 13 carries including 22 yards on six attempts vs. Kansas...17 yards on four carries and TD against Kansas State.

PERSONAL: Played running back and safety at Eisenhower High in San Bernardino, CA where he gained 1,385 yards as senior (7.8 avg)...Holds school records with 3,774 yards rushing...Business major...Given name Dennis Wayne Collier...Single.

Collier's College Stats

	Int-Yds	Tkls-Solo	Force Fum	Fum Rec	Pass Def	Sack-Yds	G-GS
1989 Colorado	[13 carries for 48 yards, 1 TD as running back]						3-0
1990 Colorado	Redshirt — medical						
1991 Colorado	[1 carry for 1 yard as running back]						1-0
1992 Colorado	0-0	9-5	0	1	3	0-0	9-0
1993 Colorado	4-10	46-34	0	1	4	1-8	11-11
Career	4-10	55-39	0	2	7	1-8	24-11

OPENING DAY ROOKIE STARTERS

The following Bears started as rookies on Opening Day:

- 1982 — None —
- 1983 T Jim Covert (D1); WR Willie Gault (D1); CB Mike Richardson (D2)
- 1984 — None —
- 1985 — None —
- 1986 — None —
- 1987 WR Ron Morris (D2)
- 1988 — None —
- 1989 DE Trace Armstrong (D1); CB Donnell Woolford (D1)
- 1990 S Mark Carrier (D1)
- 1991 T Stan Thomas (D1); WR Anthony Morgan (D5)
- 1992 T Troy Auzenne (D2)
- 1993 — None —

13 Daron Alcorn**Kicker****Akron****Ht: 6-2****Wt: 235****Born: May 12, 1971**

Final pick of the 1993 draft (224th overall) by Tampa Bay...Waived (8/16)...Second-leading scorer in Akron history with 167 points...Connected on 45 of 76 career field goals (59.2%)...Connected on 77.8% of career attempts inside the 40...As senior, became first player to earn all-Mid American Conference honors as punter and placekicker in the same season...Connected on school-record 56-yarder to beat Toledo in final seconds...Led conference with 43.6-yard average and 38.4 net...Had 15 50-yard punts...Was Zips' full-time punter and kicker as junior and sophomore...Used only on kickoffs and long field goals as freshman — first 16 kicks were all over 40 yards (he made five)...Majored in social work...All-state kicker at Mountain View High in Vancouver, WA.

16 Mike Bellamy**Wide Receiver****Illinois****Ht: 6-0****Wt: 195****Born: June 28, 1966**

Signed with Bears during off-season (4/25)...Played in seven games last season with Winnipeg (CFL) making 12 receptions for 104 yards, three punt returns for 13 yards, and one kickoff return for 32 yards...Second-round selection by Philadelphia (50th overall) in 1990...Pulled groin in '90 season opener and placed on IR...Played in six games as rookie with no receptions, a 17-yard kickoff return, two 11-yard punt returns, and five special teams tackles...Waived prior to '91 season...Joined Colts for '92 training camp and was waived in final cutdown...Led Illinois with 51 receptions for 761 yards and 7 TDs as senior...First-team all-America as kickoff returner finishing second in the nation with 30.9 avg. on 14 returns...Had 10-152 vs. Ohio State and 8-166-1 vs. Virginia...Grabbed 31 passes as a junior...Redshirt transfer in '87 after being a JUCO all-America selection at College of DuPage (IL) in 1986 where he caught 13 TDs on 40-747 receiving...Degree in speech communication...Prepped at Kenwood Academy in Chicago...Single

10 Anthony Brooks**Wide Receiver****East Texas St.****Ht: 5-11****Wt: 193****Born: August 3, 1968**

Signed to Bears roster from Chargers' practice squad (12/28)...Inactive for finale at Rams (1/2)...Joined Eagles as undrafted free agent...Waived prior to season...Signed to Chargers practice squad (12/8)...Started all 11 games for East Texas State and earned first-team all-conference honors as senior, leading the Lone Star Conference in receiving yardage (738) and receptions (52)...Played just two seasons for Tigers after transferring from Trinity Valley Community College in Athens, TX where he was a Junior College all-America receiver and kick returner...Prepped at Irving High in Dallas...Given name Anthony Bernard Brooks...Single.

63 Todd Burger**Guard****Penn State****Ht: 6-3****Wt: 296****Born: March 20, 1970**

Spent first 13 games on practice squad before moving to active roster...Signed to 53-man roster (12/12), but was inactive all three games...Signed as undrafted free agent (4/29)...Waived in final cutdown (8/30), but added to practice squad following day...Three-year letterman on defensive line...Top game as senior came in start at Notre Dame with four tackles and one sack...Three stops in Blockbuster Bowl...Started nine of 12 contests as offensive tackle during junior campaign...Led all offensive linemen with 716 plays including 85 at USC...Started first five games as defensive tackle in sophomore season, finishing with 19 stops, three tackles-for-loss, one sack, and one pass defended...Four tackles and two sacks in Holiday Bowl as freshman...Worked on scout team as true freshman in '88...League Defensive Player of the Year in senior season at A.L. Johnson Regional High School in Clark, NJ...Given name Todd Richard Burger...Single.

49 Reggie Givens**Linebacker****Penn State****Ht: 6-0****Wt: 220****Born: October 3, 1971**

Eighth-round draft pick of the Cowboys in '93 (213th overall)...Waived in Dallas' final cutdown...Started 35 of the last 38 regular season games and four bowl games for the Nittany Lions...Second on the team with 59 tackles and two sacks as senior...Career-high 11 stops against Notre Dame...One of only two true freshman to letter in '89...Earned Defensive Player of the Game honors for his performance against Tennessee in the Fiesta Bowl with third-quarter interception and fumble recovery he returned 23-yards for a TD...Earned All-America honors and Virginia's Defensive Player of the Year at Central High School in Sussex, VA.

72 Garland Hawkins**Defensive End****Syracuse****Ht: 6-3****Wt: 253****Born: February 19, 1970**

Spent training camp with Bears in '93 after signing as undrafted free agent...Waived in the cutdown to 60...Started 37 games as Orangemen's outside linebacker...Seventh in school history with 16.5 career sacks (second best by linebackers)...Led team with 12 QB pressures as senior...Forced and recovered two fumbles...Best outing came vs. Virginia Tech with five tackles, two sacks, fumble recovery, and six pressures...Five tackles and two sacks in upset over Florida as junior...Had 52-yard interception vs. Pitt...Won starting job vacated by Terry Wooden (Seahawks) as sophomore...Started all 13 games; career-high 43 stops...Top special teams performer as freshman...Top 100 prospect as DT at DeMatha High School in Maryland.

73 Frank Kmet**Guard****Purdue****Ht: 6-3****Wt: 294****Born: March 13, 1970**

Signed as free agent 3/2/93...Spent season on practice squad...Moved from defensive line to offensive line on 11/11...Selected by Bills in fourth-round of '92 draft (111th overall)...Waived in cutdown to 60...Claimed and released by Packers in training camp before spending two weeks on Browns practice squad...Accumulated 195 tackles in four seasons at Purdue...Played only six games after breaking leg vs. Wisconsin in senior season...All-Big Ten honorable mention as junior...Had 12 tackles and two forced fumbles against Washington in '90...Played in every game, starting six, as sophomore...Saw action at left end in final nine games as true freshman...Unanimous all-state selection and Illinois Player of the Year at Arlington Heights' Hersey High (IL)...Listed among *USA Today's* top 100 recruits...Two-time wrestling MVP winning sectional and regional titles...Given name Frank Scott Kmet...Wife, Kandace, is sister of Steelers' nosetackle Jeff Jonina.

18 Greg Primus**Wide Receiver****Colorado State****Ht: 5-11****Wt: 190****Born: October 20, 1970**

Signed with Bears during off-season (4/5)...Originally signed with Denver as undrafted free agent (4/27/93)...Waived (8/23) and re-signed to Broncos' practice squad for '93 season...Finished collegiate season with 193 catches for 3,226 yards and 17 scores which set school records in receptions and receiving yards...Grabbed 60 receptions for 1,007 yards and six TDs as senior...Two-time all-conference...Degree in microbiology...Three sport star at George Washington High in Denver, CO.

52 Jim Schwantz**Linebacker****Purdue****Ht: 6-2****Wt: 232****Born: January 23, 1970**

Spent first two seasons on Bears practice squad...Member of practice squad all of '93 season...Spent first 15 games of '92 on practice squad...Activated (12/26)...Had one special teams tackle at Dal (12/27)...Signed as undrafted free agent...Purdue's MVP with 143 tackles and 12 for-loss...Big Ten Defensive Player of the Week vs. Northwestern...Had a 66-yard interception for TD...Had 83 stops as junior...Started all 11 games as sophomore...Second in conference with 10 sacks...Career-best 16 tackles vs. ND...Voted top defensive player in northwest Chicago by coaches after senior year at Fremd High...Batted .501 as sophomore; started on basketball team...Married (Brenda).

63 Robert Bass**Middle Linebacker****Miami-FL****Ht: 6-1****Wt: 239****Born: November 10, 1970**

Missed first four games of '93 season due to knee injury...Top game as senior came in start vs. Rutgers with 13 tackles (seven solos)...Selected captain for four games...Named as member of the 1993 "Good Works Team" by the College Football Association...Redshirted in 1991 to adjust to the Miami 4-3 defense after playing in a five-man front in JUCO...All-American and two-time all-conference at Nassau Community College in New York...Named Northeast Running Back of the Year by *Super Prep* as senior at Tilden High School in Brooklyn, NY.

48 Donny Brooks**Cornerback****Texas Tech****Ht: 5-11****Wt: 188****Born: January 26, 1970**

Owens record for fifth longest interception return in SWC history (99 yards)...Started 27 consecutive games as Red Raiders right cornerback...Streak ended due to back and knee problems suffered in last half of senior season...Enjoyed best season as sophomore with 44 tackles, four interceptions, and seven passes defended...Defensive Player of the Week vs. Baylor with five tackles, one fumble recovery, and an interception returned 99 yards for a TD...Two-time 3-A state champ in 100-meter hurdles (13.5 best)...All-District running back who gained 747 yards and nine TDs as senior...Lettered three years in basketball and four years in track at Rockdale High in TX.

69 Arthur Bussie**Defensive End****NE Louisiana****Ht: 6-4****Wt: 258****Born: February 25, 1970**

Second-team all-Southland Conference with 48 tackles and four sacks as senior...Twice named team Defensive Lineman of the Week...Sat out the '92 season after transferring from Clemson...Played behind NFL first-round pick Chester McGloston (Raiders) as junior at Clemson...Three stops in the Citrus Bowl vs. Cal following the '91 season...Best outing came as sophomore vs. Maryland with five tackles, eight-yard sack, two QB pressures, and one pass defended...Set Clemson record with seven special teams tackles vs. Long Beach State in his first varsity game as freshman...Redshirted in '89...USA Today all-America honorable mention as senior at Camden High School in NJ.

30 Antonio Carter**Fullback****Minnesota****Ht: 5-11****Wt: 216****Born: August 23, 1972**

Team captain as senior...Second on club in rushing with 442 yards and one TD on 103 carries...Earned four varsity letters...Earned Paul Giel Award for unselfishness and most concern about U of M...Recipient of the 1992 Bruce Smith Award honoring team's outstanding offensive player...Led Gophers in rushing for second consecutive season with 593 yards and three TDs on 133 carries as junior...Enjoyed best season as sophomore, carrying 165 times for 660 yards and one TD including back-to-back 100-yard performances vs. Ohio State and Wisconsin...Earned all-state honors following senior season at South High School in Columbus, OH.

65 Josh Dunning**Guard****Washington State****Ht: 6-3****Wt: 302****Born: December 5, 1971**

Second team all-Pacific 10 selection following senior season...Started 27 consecutive games before missing USC game in week 10 due to foot injury...Started all 12 games as junior...Honorable mention all-Pac-10...Voted outstanding lineman following performances vs. Arizona State and Montana...Moved to offensive line in spring drills prior to sophomore season...Started all 11 games at guard...Honorable mention all-Pac-10...Played eight games on the defensive line as true freshman...Lettered in football, track and wrestling at Eatonville High School in Graham, WA.

31 Marcus Durgin Cornerback Samford (AL)

Ht: 6-0 Wt: 191 Born: July 29, 1972

Holds school record with 17 career interceptions...Led team with five interceptions and averaged 25.7-yards on kickoff returns as senior...Led the nation in kickoff returns as junior with 33.4- yard average...Best game came vs. Alabama with two interceptions and 64-yard scoring punt return...Ranked eighth in the nation and tied school record with seven interceptions...Ranked 11th nationally with 11-yard interception return average...Contributed 24 tackles, four passes defended, one interception, one sack, and one fumble recovery as fumble recovery...Cousin of former NBA star John Drew...Played on two state championship teams at Vigor High School in Prichard, AL.

15 Matt Frier Wide Receiver Florida State

Ht: 5-11 Wt: 190 Born: September 1, 1971

Ranks 13th on FSU's all-time reception chart with 95 catches...Enjoyed his best season as senior with 45 receptions for 598 yards and ranked seventh in the ACC in catches-per-game...Top game came vs. Florida with 11 catches for 126 yards...Voted Seminole's Most Dependable Receiver following spring practice...Missed four-plus games with separated shoulder in junior campaign...Played in all 11 games averaging 10.8 yards as sophomore...Played in all 11 games, starting five, as redshirt freshman...Led team with a 22.6 yards-per-catch average...*Super Prep* all-American and *USA Today* Player of the Year for Florida following senior year at Suwanee County High School in Live Oak, FL.

49 Michael Hightower Running Back East Texas St.

Ht: 5-9 Wt: 191 Born: August 17, 1971

Honorable mention all-conference as senior...Enjoyed his best season as junior earning first-team all-Lone Star Conference...Led the LSC in scoring with 78 points in 10 games...Conference Offensive Player of the Week with 200 all-purpose yards vs. Central Arkansas...Transferred from East Central University (OK) where he played both offense and defense...First-team all-district honors as wide receiver and safety at Texas' Paris High.

60 Darwin Ireland Linebacker Arkansas

Ht: 5-11 Wt: 240 Born: May 26, 1971

Seventh on Arkansas' all-time tackle list with 329 tackles...Finished among top three tacklers in each of his three seasons...Started all but one game in career...Team's leading tackler in '93 with 93 stops...Career-high 16 tackles against Southwestern Louisiana as sophomore...Earned all-America, all-state, and all-county honors at Pine Bluff, AK.

36 Anthony Marshall Safety LSU

Ht: 6-1 Wt: 205 Born: September 16, 1970

Second-team all-SEC with 72 stops (second on team) and team-high five interceptions...Best outing came vs. Kentucky with 12 stops (eight solo)...Fifth among all DBs in the SEC with 73 tackles as sophomore...*Knoxville News-Sentinel* Freshman all-SEC...Led the team in tackles as redshirt freshman with 90 stops (65 solos) and three interceptions...Career-best 13 tackles vs. Alabama...Lettered three years in football and track and once in basketball at LeFlore High School in Mobile, AL.

43 John Martin Running Back Memphis State

Ht: 5-7 Wt: 185 Born: August 31, 1971

Second on the team in rushing with 325 yards on 74 carries as senior...Led the team in kickoff returns (23.4 avg.) and punt returns (8.9 avg.)...Second leading rusher as junior with 563 yards on 101 carries...First-team all-California JUCO selection at Sequoias Junior College in Visalia, California...Named to *Super Prep's* JUCO Top 100 players in the nation in 1991...Prepped at South Dade High School in Homestead, FL.

72 Todd Norman

Ht: 6-5

Wt: 300

Born: September 11, 1971

Tackle

Notre Dame

Football News all-America honorable mention following senior season...Helped pave the way in '93 for a running attack that ranked sixth nationally with 260.7-yards-per-game...Played in all 12 games, starting 11, including '94 Cotton Bowl vs. Texas A&M as senior...Helped Notre Dame rank among national leaders in scoring, rushing and total offense as sophomore...Rated one of top incoming freshman by *The Sporting News*...Prepped at Ocean View High School in Huntington Beach, CA.

19 Steve Sanders

Ht: 5-8

Wt: 161

Born: September 26, 1972

Wide Receiver

Virginia Tech

Enjoyed his best season as senior with 29 catches for 552 and four TDs...Averaged 19 yards-per-reception and 14.9 yards-per-punt return...Started all 11 games including the Independence Bowl vs. Indiana...Career-best four catches for 106 yards vs. West Virginia...Second on team in both catches and receiving yards as junior...Had 69 receiving yards vs. Florida State as sophomore...All-district selection as senior at Green Run High in Virginia, VA.

78 Oscar Shorten

Ht: 6-3

Wt: 285

Born: January 27, 1971

Defensive Tackle

Abilene Christian

Pre-season all-America in 1992 prior to senior campaign...Enjoyed his best season as junior leading the Lone Star Conference with 14 sacks and earning second-team all-conference honors...Earned Blair Cherry Award as top college football player from Amarillo...Played tight end freshman and sophomore before moving to defensive end as junior...Prepped at Tascosa High School in TX.

88 Aubrey Thompson

Ht: 6-1

Wt: 230

Born: February 19, 1971

Tight End

Utah State

Set single season record by a tight end with 51 catches as senior...Ranked third on the club with 51 receptions for 538 yards...Career-high 12 catches vs. BYU...Led all Big West Conference tight ends with 36 catches for 411 yards as junior...Ranked ninth in the conference in receptions...Top game as junior came vs. Nevada with eight catches for 99 yards...Transferred from Merced Junior College in Merced, CA...Prepped at Cambell High in Atlanta, GA.

46 Cedric Walker

Ht: 6-1

Wt: 205

Born: February 16, 1971

Safety

Stephen F. Austin

First-team all-America selection...Ranks third in Division I-AA and first at Stephen F. Austin with 25 career interceptions...Second player in Southland Conference history named first-team all-conference all four years; and the first to be named at two different position, safety and cornerback...Led the team with 130 tackles, 93 solo, as senior...Named SLC co-Defensive Player of the Week for his 11 tackles over top ranked Youngstown State...Two-time all-district selection at Lufkin High School in Lufkin, TX.

HOW THE BEARS WERE BUILT

YEAR	DRAFT	FREE AGENTS/WAIVERS	TRADE
1994	<ol style="list-style-type: none"> 1. John Thierry 2. Marcus Spears 3. Jim Flanigan 4. Raymont Harris 6. Lloyd Hill 7. Dennis Collier 	Erik Kramer (Det) Andy Heck (Sea) Merrill Hoge (Pit) Lewis Tillman (NYG) Mike Bellamy (Winnipeg) Reggie Givens (Winnipeg) Garland Hawkins Daron Alcorn (TB) * (See below)	Jeff Graham (Pit)
1993	<ol style="list-style-type: none"> 1. Curtis Conway 2. Carl Simpson 3. Chris Gedney 4. Todd Perry 4. Myron Baker 4. Albert Fontenot 7. Keshon Johnson 	Joe Cain (Sea) Anthony Blaylock (SD) Terry Obee (Sea) Frank Kmet (Clev) Anthony Brooks (SD) Kevin Miniefield (Det) Terry Obee (Min) Tory Epps (Atl) Robert Green (Wash) Gene McGuire (NO) Tom Myslinski (Buf) Ryan Wetnight (undrafted) Shane Matthews (undrafted) Todd Burger (undrafted)	Vinson Smith (Dal) Barry Minter (Dal) Tim Worley (Pit)
1992	<ol style="list-style-type: none"> 1. Alonzo Spellman 2. Troy Auzenne 3. Jeremy Lincoln 	Jay Leeuwenburg (KC) Bob Christian (Atl) Jim Schwantz (undrafted)	
1991	<ol style="list-style-type: none"> 2. Chris Zorich 3. Chris Gardocki 	Keith Jennings (Dal) James Williams (undrafted)	
1990	<ol style="list-style-type: none"> 1. Mark Carrier 2. Ron Cox 3. Tim Ryan 6. John Mangum 		
1989	<ol style="list-style-type: none"> 1. Trace Armstrong 1. Donnell Woolford 3. Jerry Fontenot 	Tom Waddle (undrafted)	
1988	<ol style="list-style-type: none"> 1. Wendell Davis 2. Dante Jones 		
1987	None		
1986	8. Maurice Douglass		
1985	4. Kevin Butler		
1984	10. Shaun Gayle		
1983	8. Mark Bortz		

*The following 16 players joined the Bears as 1994 undrafted free agents:

Robert Bass	Matt Frier	Steven Sanders
Donny Brooks	Mike Hightower	Oscar Shorten
Arthur Bussie	Darwin Ireland	Aubrey Thompson
Antonio Carter	Anthony Marshall	Cedric Walker
Josh Dunning	John Martin	
Marcus Durgin	Todd Norman	

1994 BEARS VETERAN ROSTER

No	Name	Pos	Ht	Wt	Born	Exp	College	Acq
93	Armstrong, Trace	DE	6-4	260	10-5-65	6	Florida	D1b-89
70	Auzenne, Troy	T	6-7	300	6-26-69	3	California	D2-92
91	Baker, Myron	LB	6-1	228	1-6-71	2	Louisiana Tech	D4b-93
16	Bellamy, Mike	WR	6-1	195	6-28-66	2	Illinois	FA-94
47	Blaylock, Anthony	CB	5-10	185	2-21-65	7	Winston-Salem (NC)	UFA-93
62	Bortz, Mark	G	6-6	290	2-12-61	12	Iowa	D8-83
6	Butler, Kevin	K	6-1	205	7-24-62	10	Georgia	D4-85
59	Cain, Joe	LB	6-1	237	6-11-65	6	Oregon Tech	RFA-93
20	Carrier, Mark	S	6-1	190	4-28-68	5	USC	D1-90
44	Christian, Bob	RB	5-10	225	11-14-68	2	Northwestern	FA-92
80	Conway, Curtis	WR/KR	6-1	193	3-13-71	2	USC	D1-93
86	Cook, Marv	TE	6-4	234	2-24-66	6	Iowa	FA-94
54	Cox, Ron	LB	6-2	235	2-27-68	5	Fresno State	D2b-90
82	Davis, Wendell	WR	6-1	188	1-3-66	7	LSU	D1-88
37	Douglass, Maurice	CB	5-11	203	2-12-64	8	Kentucky	D8-86
65	Epps, Tory	DT	6-1	280	5-28-67	5	Memphis State	FA-93
96	Fontenot, Albert	DE	6-4	272	9-17-70	2	Baylor	D4c-93
67	Fontenot, Jerry	G/C	6-3	285	11-21-66	6	Texas A & M	D3-89
17	Gardocki, Chris	P/K	6-1	196	2-7-70	4	Clemson	D3-91
23	Gayle, Shaun	S	5-11	202	3-8-62	11	Ohio State	D10-84
84	Gedney, Chris	TE	6-5	265	8-9-70	2	Syracuse	D3-93
81	Graham, Jeff	WR	6-2	196	2-14-69	4	Ohio State	TR-94
22	Green, Robert	RB	5-8	212	9-10-70	3	William & Mary	W-93
64	Heck, Andy	T	6-6	296	1-1-67	6	Notre Dame	FA-94
33	Hoge, Merrill	FB	6-2	230	1-26-65	8	Idaho State	UFA-94
85	Jennings, Keith	TE	6-4	270	5-19-66	5	Clemson	FA-91
25	Johnson, Keshon	CB	5-10	183	7-17-70	2	Arizona	D7-93
53	Jones, Dante	LB	6-2	235	3-23-65	7	Oklahoma	D2-88
12	Kramer, Erik	QB	6-1	200	11-6-64	5	North Carolina St.	UFA-94
58	Leeuwenburg, Jay	OL	6-3	290	6-18-69	3	Colorado	W-92
39	Lincoln, Jeremy	CB	5-10	180	4-7-69	3	Tennessee	D3-92
26	Mangum, John	S	5-10	192	3-16-67	5	Alabama	D7-90
9	Matthews, Shane	QB	6-3	196	6-1-70	2	Florida	FA-93
60	McGuire, Gene	C	6-2	300	7-17-70	3	Notre Dame	W-93
24	Miniefield, Kevin	CB	5-9	180	3-2-70	2	Arizona State	FA-93
92	Minter, Barry	LB	6-2	239	1-28-70	2	Tulsa	TR-93
69	Myslinski, Tom	G	6-2	289	12-7-68	3	Tennessee	FA-93
83	Obee, Terry	WR	5-10	189	6-15-68	2	Oregon	UFA-93
75	Perry, Todd	G	6-5	310	11-28-70	2	Kentucky	D4a-93
99	Ryan, Tim	DT	6-4	275	9-8-67	5	USC	D3a-90
98	Simpson, Carl	DT	6-2	285	4-18-70	2	Florida State	D2-93
55	Smith, Vinson	LB	6-2	247	7-3-65	7	East Carolina	TR-93
90	Spellman, Alonzo	DE	6-4	285	9-27-71	3	Ohio State	D1-92
27	Tillman, Lewis	RB	6-1	204	4-16-66	6	Jackson State	UFA-94
87	Waddle, Tom	WR	6-1	190	2-20-67	5	Boston College	FA-89
4	Walsh, Steve	QB	6-3	200	12-1-66	6	Miami - Florida	FA-94
89	Wetnight, Ryan	TE	6-2	235	11-5-70	2	Stanford	FA-93
71	Williams, James	T	6-7	335	3-29-68	4	Cheyney State (PA)	FA-91
21	Woolford, Donnell	CB	5-9	188	1-6-66	6	Clemson	D1a-89
38	Worley, Tim	RB	6-2	228	9-24-66	5	Georgia	TR-93
97	Zorich, Chris	DT	6-1	277	3-13-69	4	Notre Dame	D2-91

1994 BEARS FIRST-YEAR ROSTER

FIRST YEAR PLAYERS*

No	Name	Pos	Ht	Wt	Born	College	Acq
13	Alcorn, Daron	K	6-2	235	5-12-71	Akron	FA-94
10	Brooks, Anthony	WR	5-11	193	8-3-68	East Texas State	FA-93
63	Burger, Todd	G	6-3	296	3-20-70	Penn State	FA-93
49	Givens, Reggie	LB	6-1	220	10-3-71	Penn State	FA-94
72	Hawkins, Garland	DE	6-3	253	2-19-70	Syracuse	FA-94
73	Kmet, Frank	G	6-3	294	3-13-70	Purdue	FA-93
18	Primus, Greg	WR	5-11	190	10-20-70	Colorado State	FA-94
52	Schwantz, Jim	LB	6-2	232	1-23-70	Purdue	FA-92

ROOKIES

No	Name	Pos	Ht	Wt	Born	College	Acq
63	Bass, Robert	MLB	6-1	239	11-10-70	Miami	FA-94
48	Brooks, Donny	CB	5-11	188	1-26-70	Texas Tech	FA-94
69	Bussie, Arthur	DE	6-4	258	2-25-70	NE Louisiana	FA-94
30	Carter, Antonio	FB	5-11	216	8-23-72	Minnesota	FA-94
32	Collier, Dennis	S	5-9	187	5-17-71	Colorado	D7-94
65	Dunning, Josh	G	6-3	302	12-5-71	Washington State	FA-94
31	Durgin, Marcus	CB	6-1	191	7-29-72	Samford (AL)	FA-94
68	Flanigan, Jim	DT	6-2	280	8-27-71	Notre Dame	D3-94
15	Frier, Matt	WR	5-11	190	9-1-71	Florida State	FA-94
29	Harris, Raymont	RB	6-1	225	12-23-70	Ohio State	D4-94
49	Hightower, Mike	HB	5-9	191	8-17-71	East Texas State	FA-94
14	Hill, Lloyd	WR	6-1	189	1-16-72	Texas Tech	D6-94
60	Ireland, Darwin	LB	5-11	240	5-26-71	Arkansas	FA-94
36	Marshall, Anthony	S	6-1	205	9-16-70	LSU	FA-94
43	Martin, John	HB	5-7	185	8-31-71	Memphis State	FA-94
72	Norman, Todd	T	6-5	300	9-11-71	Notre Dame	FA-94
19	Sanders, Steven	WR	5-8	161	9-26-72	Virginia Tech	FA-94
78	Shorten, Oscar	DT	6-3	285	1-27-71	Abilene Christian	FA-94
79	Spears, Marcus	T	6-4	300	9-28-71	Northwestern St. (LA)	D2-94
94	Thierry, John	DE	6-4	260	9-4-71	Alcorn State (MS)	D1-94
88	Thompson, Aubrey	TE	6-1	230	2-19-71	Utah State	FA-94
46	Walker, Cedric	S	6-1	205	2-16-71	Stephen F. Austin	FA-94

* First year designation is for players who have previously been in a professional football league in either training camp, regular season, or post-season; but were not on the active roster (or IR) for at least six games.

pro NUN see ay shun

Troy Auzenne
Arthur Bussie
Jerry Fontenot
Merril Hoge
Keshon Johnson
Frank Kmet

awe ZENE
BUH see
FAHN tuh no
rhymes with: DODGE
KEY shawn
kuh MET

Jay Leeuwenburg
Greg Primus
Vinson Smith
Aubrey Thompson
John Thierry
Tom Waddle

LOU in burg
PREE mus
VINN son
awe BREE
theory
WA dull

CAREER STATISTICS OF ACTIVE BEARS

SCORING	TDs: Ru-Re-Rt	PAT	FG	S	Pts
Butler (9)	0 0 0	318	199	0	915
Hoge (7)	21 13 0	0	0	0	204
Davis (6)	0 14 0	0	0	0	84
Cook (5)	0 11 0	0	0	0	66
Waddle (5)	0 8 0	0	0	0	48
Worley (4)	7 0 0	0	0	0	42
Obee (2)	0 3 0	0	0	0	18
Conway (1)	0 2 0	0	0	0	12
Baker (1)	0 0 2	0	0	0	12
Kramer (4)	1 0 0	0	0	0	6
Wetnight (1)	0 1 0	0	0	0	6
Jennings (4)	0 1 0	0	0	0	6
Graham (3)	0 1 0	0	0	0	6
Carrier (4)	0 0 1	0	0	0	6
Jones (6)	0 0 1	0	0	0	6
Lincoln (1)	0 0 1	0	0	0	6
Zorich (3)	0 0 1	0	0	0	6
Gayle (10)	0 0 1	0	0	0	6

RUSHING	No	Yds	Avg	Lg	TD
Hoge (7)	819	3,115	3.8	41	21
Worley (4)	446	2,221	4.0	38	7
Kramer (4)	59	75	1.2	12	1
Green (2)	23	75	3.3	23	0
Davis (6)	5	45	9.0	21	0
Conway (1)	5	44	8.8	18	0
Christian (2)	8	19	2.4	12	0
Walsh (4)	38	37	1.0	18	0

RECEIVING	No	Yds	Avg	Lg	TD
Davis (6)	207	3,000	14.5	75	14
Hoge (7)	241	2,054	8.5	40	13
Waddle (5)	148	1,865	12.6	68	8
Cook (5)	210	1,843	8.8	49	11
Graham (3)	89	1,311	14.7	51	1
Jennings (4)	37	570	15.4	23	1
Obee (2)	26	351	13.5	48	3
Worley (4)	34	243	7.1	27	0
Conway (1)	19	231	12.2	38	2
Christian (2)	16	160	10.0	36	0
Gedney (1)	10	98	9.8	24	0
Wetnight (1)	9	93	10.3	25	1
Green (2)	14	68	4.9	9	0
Bortz (11)	1	8	8.0	8	0

PUNT RETURNS	Ret	FC	Yds	Avg	Lg	TD
Obee (2)	35	20	289	8.3	28	0
Waddle (5)	14	13	61	4.4	13	0
Woolford (5)	13	3	139	10.7	32	0
Graham (3)	8	2	46	5.8	13	0
Davis (6)	3	1	17	5.7	13	0
Bellamy (1)	2	0	22	11.0	22	0

PASSING	Att	Cmp	Yds	Cmp%	Y/Att	TD	TD%	Int	Int%	Lg	Sack-Lost	Rating
Walsh (4)	848	450	5,290	53.1	6.24	30	3.5	31	3.7	58	24-186	68.9
Kramer (4)	601	326	3,967	54.2	6.60	27	4.5	24	3.9	77	44-271	73.1
Gardocki (3)	5	1	43	20.0	8.60	0	0.0	0	0.0	43	0-0	62.9

KICKOFF RETURNS	No	Yds	Avg	Lg	TD
Conway (1)	21	450	21.4	55	0
Obee (2)	9	159	17.7	34	0
Green (2)	10	150	15.0	30	0
Worley (4)	6	121	20.1	26	0
Graham (3)	3	48	16.0	23	0
Hoge (7)	4	46	11.5	15	0
Bellamy (1)	1	17	17.0	17	0
A. Fontenot (1)	1	8	8.0	8	0
Leeuwenburg (2)	1	7	7.0	7	0
Ryan (4)	2	4	2.0	5	0
Mangum (4)	1	0	0.0	0	0

INTERCEPTIONS	No	Yds	Avg	Lg	TD
Woolford (5)	17	124	7.3	32	0
Carrier (4)	16	187	11.7	39	1
Gayle (10)	12	126	10.6	30	1
Blaylock (6)	6	48	8.0	45	0
Jones (6)	4	52	13.0	22	0
Douglass (8)	4	35	8.8	35	0
Lincoln (1)	3	109	36.3	80	1
Cain (5)	3	8	2.7	8	0
Mangum (4)	2	5	2.5	5	0

DEFENSE	Tackles	Solo	FF	FR	PD	Sk
Gayle (10)	605	348	9	8	48	2
Woolford (5)	398	281	2	1	100	3
Carrier (4)	395	186	8	5	49	0
Armstrong (5)	351	170	7	7	7	34.5
Jones (6)	299	179	3	2	11	3
Smith (5)	246	134	1	4	4	1
Cain (5)	223	106	2	1	14	0
Douglass (8)	199	116	0	2	23	0
Zorich (3)	184	92	1	3	1	9
Blaylock (6)	162	129	3	1	14	5
Mangum (4)	129	85	2	1	11	1
Cox (4)	123	64	5	1	1	7
Ryan (4)	102	49	1	2	2	4.5
Spellman (2)	58	30	0	0	1	6.5
Baker (1)	23	10	0	2	0	0
J. Williams (3)	17	8	0	0	1	1
Simpson (1)	7	2	0	0	1	.5
Johnson (1)	5	3	0	0	0	0
A. Fontenot (1)	4	2	1	0	0	1
Miniefield (1)	2	2	1	0	0	0

The following players have played in at least one NFL game, but have no official stats:
QB Shane Matthews, LB Barry Minter, LB Jim Schwantz, WR Anthony Brooks

() Seasons in the NFL with at least 1 game played.
Does not include post-season games.

1993 FINAL STANDINGS

NATIONAL FOOTBALL CONFERENCE

Eastern Division

	W	L	T	Pct.	PF	PA
Dallas	12	4	0	.750	376	229
NY Giants	11	5	0	.688	288	205
Philadelphia	8	8	0	.500	293	315
Phoenix	7	9	0	.438	326	269
Washington	4	12	0	.250	230	345

Central Division

	W	L	T	Pct.	PF	PA
Detroit	10	6	0	.625	298	292
Minnesota	9	7	0	.563	277	290
Green Bay	9	7	0	.563	340	282
CHICAGO	7	9	0	.438	234	230
Tampa Bay	5	11	0	.313	237	376

Western Division

	W	L	T	Pct.	PF	PA
San Francisco	10	6	0	.625	473	295
New Orleans	8	8	0	.500	317	343
Atlanta	6	10	0	.375	316	385
LA Rams	5	11	0	.313	221	367

AMERICAN FOOTBALL CONFERENCE

Eastern Division

	W	L	T	Pct.	PF	PA
Buffalo	12	4	0	.750	329	242
Miami	9	7	0	.563	349	351
NY Jets	8	8	0	.500	270	247
New England	5	11	0	.313	238	286
Indianapolis	4	12	0	.250	189	378

Central Division

	W	L	T	Pct.	PF	PA
Houston	12	4	0	.750	368	238
Pittsburgh	9	7	0	.563	308	281
Cleveland	7	9	0	.438	304	307
Cincinnati	3	13	0	.188	187	319

Western Division

	W	L	T	Pct.	PF	PA
Kansas City	11	5	0	.688	328	291
LA Raiders	10	6	0	.625	306	326
Denver	9	7	0	.563	373	284
San Diego	8	8	0	.500	322	290
Seattle	6	10	0	.375	280	314

1993 NFL POST-SEASON

(Paid attendance in parentheses)

NFC First Round

Minnesota 10 at NY Giants 17 (76,828)
Green Bay 28 at Detroit 24 (69,789)

NFC Second Round

Green Bay 17 at Dallas 27 (64,142)
NY Giants 3 at San Francisco 44 (67,130)

NFC Championship Game

San Francisco 21 at Dallas 38 (64,552)

AFC First Round

Denver 24 at LA Raiders 42 (63,236)
Pittsburgh 24 at Kansas City 27 (OT) (77,588)

AFC Second Round

LA Raiders 23 at Buffalo 29 (71,123)
Kansas City 28 at Houston 20 (63,712)

AFC Championship Game

Kansas City 13 at Buffalo 30 (77,824)

SUPER BOWL XXVIII at the Georgia Dome, Atlanta, Georgia

Dallas (NFC) 30, Buffalo (AFC) 13 (70,783)

AFC-NFC PRO BOWL at Honolulu, Hawaii

NFC 17, AFC 3 at Honolulu, HI (47,900)

- Minnesota finished ahead of Green Bay by sweeping the head-to-head series (2-0).

1993 FINAL STATISTICS

WON 7, LOST 9

Sept. 5	L	20-26	NY Giants	66,900
Sept. 12	L	7-10	at Minnesota	56,285
Sept. 26	W	47-17	Tampa Bay	58,329
Oct. 3	W	6-0	Atlanta	57,441
Oct. 10	W	17-6	at Philadelphia	63,601
Oct. 25	L	12-19	Minnesota	64,677
Oct. 31	L	3-17	at Green Bay	58,945
Nov. 7	L	14-16	LA Raiders	59,750
Nov. 14	W	16-13	at San Diego	58,459
Nov. 21	W	19-17	at Kansas City	76,872
Nov. 25	W	10-6	at Detroit	76,699
Dec. 5	W	30-17	Green Bay	62,236
Dec. 12	L	10-13	at Tampa Bay	56,667
Dec. 28	L	3-13	Denver	53,056
Dec. 26	L	14-20	Detroit	43,443
Jan. 2	L	6-20	at LA Rams	39,147

	Bears	Opp
TOTAL FIRST DOWNS	226	290
Rushing	98	112
Passing	113	163
Penalty	15	15
3rd Down: Made/Att	73/211	80/214
3rd Down Pct.	34.6	37.4
4th Down: Made/Att	4/14	6/15
4th Down Pct.	28.6	40.0
POSSESSION AVG.	28:36	31:24
TOTAL NET YARDS	3717	4653
Avg. Per Game	232.3	290.8
Total Plays	913	1026
Avg. Per Play	4.1	4.5
NET YARDS RUSHING	1677	1835
Avg. Per Game	104.8	114.7
Total Rushes	477	476
NET YARDS PASSING	2040	2818
Avg. Per Game	127.5	176.1
Tackled/Yards Lost	48/230	46/287
Gross Yards	2270	3105
Att./Completions	388/230	504/306
Completion Pct.	59.3	60.7
Had Intercepted	16	18
PUNTS/AVERAGE	80/38.5	78/41.4
NET PUNTING AVG.	80/36.6	78/36.2
PENALTIES/YARDS	68/587	91/783
FUMBLES/BALL LOST	29/14	24/12
TOUCHDOWNS	22	22
Rushing	10	9
Passing	7	12
Returns	5	1

SCORE BY PERIOD	1	2	3	4	OT	Tot
BEARS	37	85	56	56	0	234
OPPONENTS	45	83	38	64	0	230

SCORING	TDs:	Ru	Pa	Rt	PAT	FG	S	Pts
Butler	0	0	0	21/22	27/36	0	102	
Anderson	4	0	0	0/0	0/0	0	66	
Harbaugh	4	0	0	0/0	0/0	0	24	
Obee	0	3	0	0/0	0/0	0	18	
Baker	0	0	2	0/0	0/0	0	12	
Conway	0	2	0	0/0	0/0	0	12	
Worley (league)	2	0	0	0/0	0/0	0	12	
Worley (team)	2	0	0	0/0	0/0	0	12	
Carrier	0	0	1	0/0	0/0	0	6	
Jones	0	0	1	0/0	0/0	0	6	
Lincoln	0	0	1	0/0	0/0	0	6	
Waddle	0	1	0	0/0	0/0	0	6	
Wetnight	0	1	0	0/0	0/0	0	6	
BEARS	10	7	5	21/22	27/36	0	234	
OPPONENTS	9	12	1	20/22	26/34	0	230	

SACKS: Dent 12.5, Armstrong 11.5, Zorich 7.0, McMichael 6.0, Spellman 2.5, Cox 2.0, A. Fontenot 1.0, Gayle 1.0, Jones 1.0, BEARS 46.0, OPPONENTS 48.0

RUSHING	No	Yds	Avg	Lg	TD
Anderson	202	646	3.2	45	4
Worley (league)	120	470	3.9	28	2
Worley (team)	110	437	4.0	28	2
Harbaugh	60	277	4.6	25	4
Heyward	68	206	3.0	11	0
Conway	5	44	8.8	18	0
Green	15	29	1.9	10	0
Christian	8	19	2.4	12	0
Lewis	7	13	1.9	3	0
Willis	2	6	3.0	6	0
BEARS	477	1677	3.5	45	10
OPPONENTS	476	1835	3.9	26	9

RECEIVING	No	Yds	Avg	Lg	TD
Waddle	44	552	12.5	38	1
Anderson	31	160	5.2	35	0
Obee	26	351	13.5	48	3
Conway	19	231	12.2	38	2
Christian	16	160	10.0	36	0
Heyward	16	132	8.3	20	0
Jennings	14	150	10.7	29	0
Green	13	63	4.8	9	0
Davis	12	132	11.0	17	0
Worley (league)	11	62	5.6	15	0
Worley (team)	8	49	6.1	15	0
Gedney	10	98	9.8	24	0
Wetnight	9	93	10.3	25	1
Whitaker	6	53	8.8	18	0
Lewis	4	26	6.5	18	0
Banks (league)	2	45	22.5	26	0
Banks (team)	1	19	19.0	19	0
Harbaugh	1	1	1.0	1	0
BEARS	230	2270	9.9	48	7
OPPONENTS	306	3105	10.1	67	12

1993 FINAL STATISTICS

INTERCEPTIONS	No	Yds	Avg	Lg	TD
Carrier	4	94	23.5	34t	1
Jones	4	52	13.0	22	0
Lincoln	3	109	36.3	80t	1
Woolford	2	18	9.0	18	0
Blaylock	2	3	1.5	3	0
Dent	1	24	24.0	24	0
Mangum	1	0	0.0	0	0
McMichael	1	0	0.0	0	0
BEARS	18	300	16.7	86t	2
OPPONENTS	16	105	6.6	25	1

KICKOFF RETURNS	No	Yds	Avg	Lg	TD
Conway	21	450	21.4	55	0
Green	9	141	15.7	30	0
Obee	9	159	17.7	34	0
Worley (league)	6	121	20.2	26	0
Worley (team)	2	36	18.0	24	0
A. Fontenot	1	8	8.0	8	0
Heyward	1	12	12.0	12	0
Mangum	1	0	0.0	0	0
Ryan	1	5	5.0	5	0
BEARS	45	811	18.0	55	0
OPPONENTS	53	918	17.3	35	0

PASSING	Att	Cmp	Yds	Cmp%	Yd/Att	TD	TD%	Int	Int%	Lg	Sack/Lost	Rating
Harbaugh	325	200	2002	61.5	6.16	7	2.2	11	3.4	48	43/210	72.1
Willis	60	30	268	50.0	4.47	0	0.0	5	8.3	29	5/ 20	27.6
Gardocki	2	0	0	0.0	0.0	0	0.0	0	0.0	0	0/ 0	39.6
Anderson	1	0	0	0.0	0.00	0	0.0	0	0.0	0	0/ 0	39.6
BEARS	388	230	2270	59.3	5.85	7	1.8	16	4.1	48	48/230	64.7
OPPONENT	504	306	3105	60.7	6.16	12	2.4	18	3.6	67	46/287	71.4

DEFENSE	Tackles	Solo	Assist	FF	FR	PD	Sacks	Yds	Int
Jones	189	117	72	1	2	11	1	2	4
Gayle	124	79	45	2		2	1	13	
Zorich	121	63	58	1	2	1	7	39	
Cain	108	63	45	1		5			
Woolford	101	86	15			22			2
Carrier	91	47	44	1		7			4
V. Smith	83	49	34			3			
McMichael	78	50	28		2	5	6	33	1
Dent	64	43	21	1		3	12.5	90	1
Douglass	62	39	23			4			
Armstrong	58	34	24	3	3	2	11.5	57	
Mangum	38	19	19			2			1
Blaylock	37	30	7			6			2
Lincoln	37	26	11			6			3
Cox	33	21	12	2			2	14	
Spellman	28	15	13				2.5	14	
Baker	23	10	13		2				
Ryan	17	7	10						
Snow	9	6	3						
Perry	8	4	4						
Morrissey	7	4	3						
Simpson	7	2	5			1	0.5	5	
Paul	6	2	4						
Johnson	5	3	2						
A. Fontenot	4	2	2	1			1	6	
Miniefield	2	2		1					
Minter	0								

KEY: FF - Forced Fumbles; FR - Fumbles Recovered; PD - Passes Defended
Compiled from coaches watching game films.

PUNTING	No	Yds	Avg	Net	TBIn20	Lg	B
Gardocki	80	3080	38.5	36.6	2	28	58 0
BEARS	80	3080	38.5	36.6	2	28	58 0
OPP'TS	78	3231	41.4	36.2	6	22	75 1

PUNT RETURNS	Ret	FC	Yds	Avg	Lg	TD
Obee	35	20	289	8.3	28	0
BEARS	35	20	289	8.3	28	0
OPPONENTS	22	38	115	5.2	34	0

FIELD GOALS	1-19	20-29	30-39	40-49	50+
Butler	0/0	7/8	12/13	3/7	5/8
OPPONENTS	1/1	15/15	7/9	3/8	0/1
Butler: (20G, 34G) (53N) (33G, 40G, 32G, 31G)					
(48G, 44N, 52G) (37G) (37G, 39G, 55G, 35G)					
(33G) (21N, 30N) (33G, 54G, 20G) (32G, 45G)					
(49N, 278G, 42N) (29G, 24G, 52N, 29G) (55G)					
(31G) (45N) (27G, 50N, 53G)					
OPPONENTS: (19G, 35G, 23G, 26G) (47N, 22G)					
(20G) () () (39G, 25G, 50N) (40G) (31G, 21G,					
20G) (28G, 30B, 26G, 40N) (20G) (39G, 27G)					
(36N, 26G) (38G, 42G, 29N) (29G, 24G, 41N)					
(40G, 47N, 37G) (29G, 29G)					

See page 55 for special
teams tackles

1993 GAME SUMMARIES

GAME 1

NY GIANTS 26, BEARS 20

Soldier Field (66,900)

Sunday, September 5, 1993

NEW YORK	3	6	7	10	— 26
CHICAGO	0	7	10	3	— 20

GIANTS — Treadwell 19-yard field goal (12-57, 6:34). **GIANTS** — Treadwell 35-yard field goal (12-73, 6:24). **GIANTS** — Treadwell 23-yard field goal (4-43, 1:33). **BEARS** — Obee 2-yard pass from Harbaugh (Butler kick) (10-85, 1:45). **BEARS** — Baker 5-yard blocked punt return (Butler kick). **BEARS** — Butler 20-yard field goal (7-35, 3:31). **GIANTS** — Jackson 40-yard pass from Simms (Treadwell kick) (7-78, 3:29). **GIANTS** — Treadwell 36-yard field goal (10-55, 4:43). **BEARS** — Butler 34-yard field goal (14-68, 6:37). **GIANTS** — Bunch 1-yard pass from Simms (Treadwell kick) (7-80, 2:00).

	Giants	Bears
First downs.....	21	17
Total net yards.....	361	269
Rushes-yards.....	28-105	25-103
Att-comp-net.....	34-240-256	28-16-166
Times thrown-yds lost.....	4-21	4-12
Int-TDs.....	0-2	1-0
Punts-avg.....	4-31.3	5-39.8
Penalties-yards.....	6-45	4-88
Fumbles-lost.....	0-0	1-0
Time of possession.....	33:52	26:08

RUSHING

BEARS — Heyward 13-51, Harbaugh 4-19, Lewis 7-13, Christian 1-12, Conway 1-8.

GIANTS — Hampton 22-76, Meggett 2-27, Bunch 1-4, Simms 3-(-2).

RECEIVING

BEARS — Waddle 3-62, Christian 3-37, Lewis 4-26, Obee 3-26, Davis 2-21, Conway 1-6.

GIANTS — Sherrard 6-87, Jackson 4-73-1, Calloway 1-24, Cross 2-23, Bunch 4-22-1, McCaffrey 2-21, Hampton 3-13, Meggett 1-9, Pierce 1-5.

PASSING

BEARS — Harbaugh 28-16-178, 1 TD, 1 int.

GIANTS — Simms 34-24-277, 2 TDs.

INTERCEPTIONS

BEARS — None.

GIANTS — Guyton 1-15.

SACKS

BEARS — Zorich 2-7, Armstrong 1-8, Dent 1-6.

GIANTS — Taylor 2-2, Dillard 1-10, Collins 1-0.

GAME 2

MINNESOTA 10, BEARS 7

HHH Metrodome (56,285)

Sunday, September 12, 1993

CHICAGO	7	0	0	0	— 7
MINNESOTA	0	3	0	7	— 10

BEARS — Harbaugh 1-yard run (Butler kick) (5-27, 2:43). **VIKINGS** — Reviez 22-yard field goal (16-59, 7:20). **VIKINGS** — C. Carter 16-yard pass from McMahon (Reviez kick) (5-46, 2:15).

	Vikings	Bears
First downs.....	15	7
Total net yards.....	276	140
Rushes-yards.....	37-121	22-88
Att-comp-net.....	29-23-155	20-11-52
Times thrown-yds lost.....	4-18	4-31
Int-TDs.....	0-1	1-0
Punts-avg.....	6-49.0	8-38.3
Penalties-yards.....	4-30	2-20
Fumbles-lost.....	2-1	0-0
Time of possession.....	37:32	22:28

RUSHING

BEARS — Anderson 13-60, Harbaugh 6-32-1, Heyward 1-0, Christian 1-(-1), Green 1-(-3).

VIKINGS — Word 24-94, Evans 8-23, Craig 3-6, McMahon 2-(-2).

RECEIVING

BEARS — Whitaker 2-22, Wetnight 2-18, Davis 1-14, Waddle 2-12, Anderson 3-11, Heyward 1-6.

VIKINGS — Word 5-58, C. Carter 8-52-1, A. Carter 6-40, Jordan 2-11, Craig 1-6, Ismail 1-6.

PASSING

BEARS — Harbaugh 20-11-83 1 int.

VIKINGS — McMahon 29-23-173, 1 TDs.

INTERCEPTIONS

BEARS — None.

VIKINGS — McMillian 1-0.

SACKS

BEARS — Dent 2-9, Zorich 1-5, McMichael 1-4.

VIKINGS — Randle 2-12, Barker 1-10, Doleman 1-9.

1993 GAME SUMMARIES

GAME 3

BEARS 47, TAMPA BAY 17

Soldier Field (58,329)

Sunday, September 26, 1993

TAMPA BAY	3	7	0	7—17
CHICAGO	0	28	3	16—47

BUCS — Husted 20-yard field goal (8-78, 3:17). **BEARS** — Anderson 1-yard run (Butler kick) (8-24, 4:42). **BEARS** — Harbaugh 1-yard run (Butler kick) (6-78, 3:33). **BEARS** — Wetnight 25-yard pass from Harbaugh (Butler kick) (7-39, 3:08). **BEARS** — Waddle 17-yard pass from Harbaugh (Butler kick) (1-17, 0:07). **BUCS** — Thomas 62-yard pass from Erickson (Husted kick) (5-79, 0:47). **BEARS** — Butler 33-yard field goal (8-45, 4:48). **BEARS** — Butler 40-yard field goal (4-7, 1:25). **BUCS** — Baker 8-yard fumble return (Butler kick). **BEARS** — Butler 32-yard field goal (4-4, 2:07). **BUCS** — McDowell 3-yard pass from DeBerg (8-85, 3:02). **BEARS** — Butler 31-yard field goal (7-30, 2:48).

	Bucs	Bears
First downs.....	17	18
Total net yards.....	328	332
Rushes-yards.....	18-36	38-126
Att-comp-net.....	41-20-292	23-18-206
Times thrown-yds lost.....	2-25	3-15
Int-TDs.....	4-2	0-2
Punts-avg.....	5-43.0	4-44.0
Penalties-yards.....	4-61	12-69
Fumbles-lost.....	4-3	3-1
Time of possession.....	22:56	37:04

RUSHING

BEARS — Anderson 23-104-1, Christian 3-10, Heyward 3-9, Harbaugh 3-2-1, Green 6-1. **BUCS** — Royster 2-12, Cobb 12-8, Workman 1-8, McDowell 2-6, Erickson 1-4.

RECEIVING

BEARS — Davis 5-49, Waddle 5-46-1, Obee 3-45, Anderson 1-35, Wetnight 1-25-1, Conway 1-8, Heyward 1-8, Green 1-5. **BUCS** — Dawsey 9-101, Thomas 2-78-1, Hawkins 1-67, Claiborne 2-22, Copeland 2-22, Workman 2-14, Royster 1-10, McDowell 1-3.

PASSING

BEARS — Harbaugh 22-17-192, 2 TD; Willis 1-29. **BUCS** — Erickson 32-13-240 1 TD, 2 int; DeBerg 8-7-77, 1 TD, 1 int; Weldon 1-0-0 1 int.

INTERCEPTIONS

BEARS — Jones 2-24, Carrier 1-22, Blaylock 1-0. **BUCS** — None.

SACKS

BEARS — Zorich 1-16, Cox 1-9. **BUCS** — Seals 2-7, Curry 1-8.

GAME 4

BEARS 6, ATLANTA 0

Soldier Field (57,441)

Sunday, October 3, 1993

ATLANTA	0	0	0	0—0
CHICAGO	0	3	3	0—6

BEARS — Butler 48-yard field goal (11-44, 5:42). **BEARS** — Butler 52-yard field goal (7-41, 3:38).

	Falcons	Bears
First downs.....	16	14
Total net yards.....	271	220
Rushes-yards.....	23-87	31-106
Att-comp-net.....	35-23-184	23-16-114
Times thrown-yds lost.....	3-24	1-8
Int-TDs.....	2-0	0-0
Punts-avg.....	7-47.1	6-39.8
Penalties-yards.....	11-73	7-49
Fumbles-lost.....	2-1	2-0
Time of possession.....	29:16	30:44

RUSHING

BEARS — Anderson 24-84, Heyward 3-12, Harbaugh 4-10. **FALCONS** — Pegram 17-85, Hebert 2-4, Toliver 2-1, Dickerson 2-(-3).

RECEIVING

BEARS — Waddle 4-55, Whitaker 4-31, Heyward 2-20, Davis 1-10, Anderson 5-6. **FALCONS** — Rison 7-76, Haynes 6-56, Hill 3-40, Pritchard 4-23, Mims 1-12, Dickerson 1-9, Hinton 1-(-8).

PASSING

BEARS — Harbaugh 23-16-122. **FALCONS** — Hebert 22-15-139, 2 int.; Toliver 13-8-69.

INTERCEPTIONS

BEARS — Woolford 1-18, Mangum 1-0. **FALCONS** — None.

SACKS

BEARS — Dent 1.5-13, Armstrong 1-6, McMichael 0.5-5. **FALCONS** — Green 0.5-4, Ages 0.5-4.

1993 GAME SUMMARIES

GAME 5

BEARS 17, PHILADELPHIA 6

Veterans Stadium (63,601)

Sunday, October 10, 1993

CHICAGO	10	7	0	0	— 17
PHILADELPHIA	0	0	0	6	— 6

BEARS — Butler 37-yard field goal (6-10, 2:28). **BEARS** — Conway 32-yard pass from Harbaugh (Butler kick) (3-27, 1:31). **BEARS** — Harbaugh 1-yard run (Butler kick), (11-66, 5:31). **EAGLES** — Williams 7-yard pass from Brister (Kick blocked by A. Fontenot).

	Eagles	Bears
First downs.....	14	15
Total net yards.....	276	261
Rushes-yards.....	23-110	41-102
Att-comp-net.....	33-18-166	27-14-159
Times thrown-yds lost.....	7-43	1-6
Int-TDs.....	2-1	1-1
Punts-avg.....	6-46.0	7-32.1
Penalties-yards.....	6-50	4-20
Fumbles-lost.....	2-2	2-1
Time of possession.....	27:15	32:45

RUSHING

BEARS — Heyward 13-42, Harbaugh 7-35-1, Anderson 20-24, Christian 1-1.

EAGLES — Walker 15-89, Brister 5-14, Hebron 2-6, Joseph 1-1.

RECEIVING

BEARS — Waddle 4-51, Conway 3-42-1, Davis 3-38, Gedney 2-22, Heyward 1-12, Anderson 1-0.

EAGLES — Bailey 4-94, Williams 4-44-1, Walker 4-22, Bavaro 3-18, Johnson 1-17, Young 1-9, Lawrence 1-5.

PASSING

BEARS — Harbaugh 27-14-165, 1 TD, 1 int.

EAGLES — Brister 33-18-209, 1 TD, 2 int.

INTERCEPTIONS

BEARS — Dent 1-24, McMichael 1-0

EAGLES — Joyner 1-5, Evans 0-7.

SACKS

BEARS — Dent 2.5-27, Armstrong 2-5, Cox 1-5, Jones 1-2, McMichael 0.5-4

EAGLES — Thomas 1-6.

GAME 6

MINNESOTA 19, BEARS 12

Soldier Field (64,677)

Monday, October 25, 1993

MINNESOTA	10	3	6	0	— 19
CHICAGO	3	6	0	3	— 12

BEARS — Butler 37-yard field goal (5-27, 2:07). **VIKINGS** — Reveiz 39-yard field goal (11-60, 7:19). **VIKINGS** — Smith 26-yard run (Reveiz kick), (2-26, 0:13). **BEARS** — Butler 39-yard field goal (7-49, 3:27). **BEARS** — Butler 55-yard field goal (5-28, 1:39). **VIKINGS** — Reveiz 25-yard field goal (11-82, 1:42). **VIKINGS** — McMillian 22-yard interception return (Reveiz kick). **BEARS** — Butler 35-yard field goal (13-65, 6:54).

	Vikings	Bears
First downs.....	14	12
Total net yards.....	252	250
Rushes-yards.....	34-165	22-91
Att-comp-net.....	27-14-87	32-20-159
Times thrown-yds lost.....	1-3	9-43
Int-TDs.....	1-0	2-0
Punts-avg.....	8-41.1	6-38.5
Penalties-yards.....	11-95	4-55
Fumbles-lost.....	0-0	2-1
Time of possession.....	30:36	29:24

RUSHING

BEARS — Anderson 16-45, Harbaugh 4-29, Conway 1-18, Heyward 1-(-1).

VIKINGS — Smith 14-80-1, Word 17-78, McMahon 2-9, Salisbury 1-(-2).

RECEIVING

BEARS — Gedney 6-69, Anderson 9-60, Waddle 2-43, Conway 2-17, Heyward 1-13.

VIKINGS — Carter 5-31, Jordan 3-28, Reed 2-23, Smith 3-8, Tennell 1-0.

PASSING

BEARS — Harbaugh 31-20-202, 2 int; Gardocki 1-0-0.

VIKINGS — McMahon 27-14-90, 1 int.

INTERCEPTIONS

BEARS — Carrier 1-17.

VIKINGS — McMillian 1-22 (TD), Del Rio 1-0.

SACKS

BEARS — Spellman 0.5-2, Dent 0.5-2.

VIKINGS — Randle 3-15, Doleman 2-13, Barker 1-8, Del Rio 1-4, Jenkins 1-2, Thomas 1-1.

1993 GAME SUMMARIES

GAME 7

GREEN BAY 17, BEARS 3

Lambeau Field (58,945)

Sunday, October 31, 1993

CHICAGO	0	3	0	0	—	3
GREEN BAY	3	7	0	7	—	17

PACKERS — Jacke 40-yard field goal (12-46, 5:44). **PACKERS** — Sharpe 21-yard pass from Favre (Jacke kick) (8-70, 4:07). **BEARS** — Butler 33-yard field goal (13-63, 5:48). **PACKERS** — Thompson 17-yard run Jacke kick (12-91, 6:08).

	Packers	Bears
First downs.....	16	15
Total net yards.....	261	230
Rushes-yards.....	27-135	34-118
Att-comp-net.....	24-15-126	22-15-112
Times thrown-yds lost.....	2-10	7-37
Int-TDs.....	1-1	1-0
Punts-avg.....	4-39.5	4-46.8
Penalties-yards.....	4-25	5-40
Fumbles-lost.....	2-0	3-2
Time of possession.....	27:09	32:51

RUSHING

BEARS — Anderson 19-61, Heyward 11-26, Harbaugh 3-26, Conway 1-5.

PACKERS — Thompson 14-68-1, Bennett 8-53, Favre 5-14.

RECEIVING

BEARS — Waddle 3-46, Jennings 3-32, Conway 1-25, Wetnight 2-17, Anderson 4-12, Obee 1-10, Heyward 1-7.

PACKERS — Sharpe 7-75-1, Harris 1-15, Bennett 2-13, Brooks 1-11, Clayton 1-9, Wilson 1-7, West 1-6, Thompson 1-0.

PASSING

BEARS — Harbaugh 19-15-149; Anderson 1-0-0; Gardocki 1-0-0; Willis 1-0-0, 1 int..

PACKERS — Favre 24-15-136, 1 TD, 1 int.

INTERCEPTIONS

BEARS — Carrier 1-21.

PACKERS — Butler 1-0.

SACKS

BEARS — Armstrong 1-9, McMichael 1-1

PACKERS — White 2-9, Koonce 1-9, Butler 1-8, Holland 1-6, Paup 1-3.

GAME 8

LA RAIDERS 16, BEARS 14

Soldier Field (59,750)

Sunday, November 7, 1993

LA RAIDERS	3	10	0	3	—	16
CHICAGO	0	0	7	7	—	14

RAIDERS — Jaeger 31-yard field goal (13-76, 7:41). **RAIDERS** — McCallum 1-yard run (Jaeger kick) (1-1, 0:03). **RAIDERS** — Jaeger 21-yard field goal (12-52, 3:02). **BEARS** — Anderson 3-yard run (Butler kick) (7-81, 4:06). **RAIDERS** — Jaeger 20-yard field goal (15-61, 7:49). **BEARS** — Obee 13-yard pass from Harbaugh (Butler kick) (11-66, 1:39).

	Raiders	Bears
First downs.....	20	19
Total net yards.....	274	261
Rushes-yards.....	39-179	36-124
Att-comp-net.....	23-11-95	24-12-137
Times thrown-yds lost.....	3-13	1-3
Int-TDs.....	0-0	1-1
Punts-avg.....	6-35.7	6-36.3
Penalties-yards.....	11-86	5-50
Fumbles-lost.....	2-0	0-0
Time of possession.....	31:39	28:21

RUSHING

BEARS — Anderson 28-75-1, Harbaugh 4-35, Heyward 4-14.

RAIDERS — Robinson 12-70, Smith 15-51, McCallum 9-50, Hostetler 1-8, Bell 1-1, Montgomery 1-(-1).

RECEIVING

BEARS — Waddle 5-69, Obee 2-28-1, Christian 3-23, Banks 1-19, Anderson 2-1.

RAIDERS — Horton 6-61, Brown 2-20, Wright 1-19, Jett 1-4, Robinson 1-4.

PASSING

BEARS — Harbaugh 24-12-140, 1 TD, 1 int.

RAIDERS — Hostetler 23-11-108.

INTERCEPTIONS

BEARS — None.

RAIDERS — Anderson 1-25.

SACKS

BEARS — McMichael 1-7, Fontenot 1-6, Spellman 1-0.

RAIDERS — Townsend 1-3.

1993 GAME SUMMARIES

GAME 9

BEARS 16, CHARGERS 13

Jack Murphy Stadium (58,459)

Sunday, November 14, 1993

CHICAGO	0	6	10	0—16
SAN DIEGO	3	7	0	3—13

CHARGERS — Carney 28-yard field goal (11-40, 5:28). **CHARGERS** — Kidd 2-yard run off fake field goal (Carney kick) (9-54, 4:07). **BEARS** — Butler 33-yard field goal (11-39, 5:13). **BEARS** — Butler 54-yard field goal. (4-1, 1:00). **BEARS** — Butler 20-yard field goal (12-66, 6:47). **BEARS** — Conway 38-yard pass from Harbaugh (Butler kick) (1-38, 0:08). **CHARGERS** — Carney 26-yard field goal (19-67, 8:03).

	Chargers	Bears
First downs.....	19	14
Total net yards.....	256	224
Rushes-yards.....	32-104	26-84
Att-comp-net.....	38-19-152	24-13-140
Times thrown-yds lost.....	3-32	2-19
Int-TDs.....	0-0	1-1
Punts-avg.....	5-37.6	3-37.7
Penalties-yards.....	3-24	1-10
Fumbles-lost.....	0-0	1-1
Time of possession.....	33:34	26:26

RUSHING

BEARS — Worley 11-33, Anderson 7-32, Conway 1-18, Harbaugh 4-3, Heyward 1-1, Christian 1-(-1).

CHARGERS — Means 18-69, Butts 10-27, Harmon 2-5, Kidd 1-2-1, Friesz 1-1.

RECEIVING

BEARS — Conway 2-50-1, Christian 2-40, Anderson 3-22, Jennings 2-21, Waddle 3-16, Worley 1-10.

CHARGERS — Miller 4-46, Jefferson 4-45, Harmon 6-43, Walker 3-25, Barnes 2-25.

PASSING

BEARS — Harbaugh 24-13-159, 1 TD, 1 int.

CHARGERS — Friesz 37-19-184, Means 1-0-0.

INTERCEPTIONS

BEARS — None.

CHARGERS — Plummer 1-1.

SACKS

BEARS — Spellman 1-12, Dent 1-11, McMichael 1-9.

CHARGERS — O'Neal 1-13, Mims 1-6.

GAME 10

BEARS 19, KANSAS CITY 17

Arrowhead Stadium (76,872)

Sunday, November 21, 1993

CHICAGO	0	6	6	7—19
KANSAS CITY	7	7	3	0—17

CHIEFS — Allen 2-yard run (Lowery kick) (7-58, 3:47). **CHIEFS** — Allen 8-yard run (Lowery kick) (9-92, 4:21). **BEARS** — Butler 32-yard field goal (6-19, 2:41). **BEARS** — Butler 45-yard field goal (7-32, 1:16). **BEARS** — Worley 25-yard run (kick blocked) (6-74, 3:37). **CHIEFS** — Lowery 20-yard field goal (14-85, 8:07). **BEARS** — Anderson 1-yard run (Butler kick) (3-4, 1:20).

	Chiefs	Bears
First downs.....	19	18
Total net yards.....	252	281
Rushes-yards.....	29-133	42-190
Att-comp-net.....	28-14-119	20-13-91
Times thrown-yds lost.....	5-38	2-7
Int-TDs.....	1-0	2-0
Punts-avg.....	6-39.7	6-37.3
Penalties-yards.....	8-69	4-55
Fumbles-lost.....	0-0	1-0
Time of possession.....	27:58	32:02

RUSHING

BEARS — Harbaugh 7-61, Worley 11-59-1, Anderson 17-42-1, Heyward 6-18, Green 1-10.

CHIEFS — Allen 16-78-2, Anders 8-39, McNair 3-20, Krieg 2-(-4).

RECEIVING

BEARS — Heyward 2-24, Jennings 2-24, Waddle 3-19, Green 3-13, Obee 1-9, Gedney 1-5, Conway 1-4.

CHIEFS — Birden 3-43, Jones 3-29, Davis 2-29, Cash 2-21, McNair 2-18, Allen 1-11, Anders 1-6.

PASSING

BEARS — Harbaugh 20-13-98, 2 int.

CHIEFS — Krieg 28-14-157, 1 int.

INTERCEPTIONS

BEARS — Lincoln 1-8.

CHIEFS — Smith 1-3, Lewis 1-0.

SACKS

BEARS — Armstrong 2.5-16, Dent 1-9, Zorich 1-8, Simpson 0.5-5.

CHIEFS — Saleaumua 2-7.

1993 GAME SUMMARIES

GAME 11

BEARS 10, DETROIT 6

Pontiac Silverdome (76,699)

Thanksgiving, November 25, 1993

CHICAGO	0	10	0	0	— 10
DETROIT	0	3	3	0	— 6

BEARS — Butler 27-yard field goal (6-21, 3:13). **LIONS** — Hanson 39-yard field goal (9-58, 4:03). **BEARS** — Obee 42-yard pass from Harbaugh (Butler kick) (1-42, 0:09). **LIONS** — Hanson 27-yard field goal (6-31, 3:14).

	Lions	Bears
First downs.....	15	11
Total net yards.....	230	225
Rushes-yards.....	23-84	34-112
Att-comp-net.....	34-22-146	16-9-113
Times thrown-yds lost.....	5-21	4-10
Int-TDs.....	2-0	1-1
Punts-avg.....	4-48.8	5-32.6
Penalties-yards.....	5-40	1-15
Fumbles-lost.....	3-2	1-1
Time of possession.....	28:54	31:06

RUSHING

BEARS — Anderson 15-68, Worley 8-32, Heyward 5-11, Green 2-8, Harbaugh 3-(-2), Conway 1-(-5).
LIONS — Sanders 16-63, Peete 3-15, Moore 4-6.

RECEIVING

BEARS — Waddle 3-46, Obee 1-42-1, Conway 1-11, Jennings 1-10, Heyward 1-9, Green 1-4, Harbaugh 1-1.
LIONS — Perriman 8-75, Moore 7-61, Campbell 1-11, Sanders 3-10, Moore 2-5, Holman 1-5.

PASSING

BEARS — Harbaugh 16-9-123, 1 TD, 1 int.
LIONS — Peete 34-22-167, 2 int.

INTERCEPTIONS

BEARS — Jones 1-22, Lincoln 1-21.
LIONS — Owens 1-1.

SACKS

BEARS — Armstrong 2-10, Dent 1-5, McMichael 1-3, Zorich 1-3.
LIONS — Swilling 1.5-7, Porcher 1.5-3, Owens 1-0.

GAME 12

BEARS 30, GREEN BAY 17

Soldier Field (62,236)

Sunday, December 5, 1993

GREEN BAY	7	0	10	7	— 17
CHICAGO	7	3	10	10	— 30

BEARS — Lincoln 80-yard interception return off 6-yard interception and lateral from Jones (Butler kick). **PACKERS** — Sharpe 18-yard pass from Favre (6-71, 3:11). **BEARS** — Butler 29-yard field goal (9-69, 3:38). **BEARS** — Jones 32-yard fumble return (Butler kick). **PACKERS** — Jacke 26-yard field goal (12-48, 6:36). **PACKERS** — Clayton 22-yard pass from Favre (Jacke kick) (3-22, 1:28). **BEARS** — Butler 24-yard field goal (7-51, 3:08). **BEARS** — Butler 29-yard field goal (6-69, 2:40). **BEARS** — Carrier 34-yard interception return (Butler kick).

	Packers	Bears
First downs.....	29	10
Total net yards.....	466	208
Rushes-yards.....	28-79	23-69
Att-comp-net.....	54-36-387	20-10-139
Times thrown-yds lost.....	1-15	1-0
Int-TDs.....	3-2	1-0
Punts-avg.....	2-45.5	4-38.8
Penalties-yards.....	5-71	3-15
Fumbles-lost.....	3-2	3-1
Time of possession.....	38:14	21:46

RUSHING

BEARS — Worley 11-49, Anderson 9-15, Green 1-5, Harbaugh 2-0.
PACKERS — Bennett 10-35, Favre 3-30, Thompson 13-27, Brooks 1-(-6), Wilson 1-(-7).

RECEIVING

BEARS — Obee 4-73, Jennings 3-38, Conway 1-15, Waddle 1-11, Heyward 1-4.
PACKERS — Sharpe 10-114-1, Harris 6-72, Bennett 6-47, Clayton 6-44-1, Brooks 4-56, Thompson 2-49, West 2-20.

PASSING

BEARS — Harbaugh 20-10-139, 1 int.
PACKERS — Favre 54-36-402, 2 TDs, 3 int.

INTERCEPTIONS

BEARS — Lincoln 1-80-1, Carrier 1-34-1, Jones 1-6.

PACKERS — Evans 1-0.

SACKS

BEARS — (Team) 1-15.
PACKERS — Jurkovic 1-0.

1993 GAME SUMMARIES

GAME 13

TAMPA BAY 13, BEARS 10

Tampa Stadium (56,667)

Sunday, December 12, 1993

CHICAGO	0	3	7	0-10
TAMPA BAY	3	7	3	0-13

BUCCANEERS — Husted 38-yard field goal, (8-37, 4:13). **BUCCANEERS** — Royster 4-yard run (Husted kick) (2-7, 0:44). **BEARS** — Butler 55-yard field goal (10-43, 2:03). **BEARS** — Anderson 1-yard run (Butler kick) (7-70, 3:21). **BUCCANEERS** — Husted 42-yard field goal (6-31, 2:01).

	Buccaneers	Bears
First downs.....	13	18
Total net yards.....	215	286
Rushes-yards.....	29-103	28-119
Att-comp-net.....	21-12-128	36-22-167
Times thrown-yds lost.....	3-16	1-0
Int-TDs.....	0-1	1-1
Punts-avg.....	5-38.2	5-35.8
Penalties-yards.....	5-64	5-40
Fumbles-lost.....	0-0	2-2
Time of possession.....	29:46	30:14

RUSHING

BEARS — Worley 18-80, Anderson 8-28-1, Harbaugh 1-7, Heyward 1-4.

BUCS — Cobb 19-68, Workman 5-23, Royster 2-7-1, Erickson 3-5.

RECEIVING

BEARS — Waddle 3-41, Obee 3-33, Green 5-29, Wetnight 2-16, Jennings 2-14, Conway 1-11, Worley 2-9, Heyward 1-6, Anderson 2-5, Christian 1-3.

BUCS — Hawkins 4-57, Copeland 3-32, Wilson 1-20, Workman 3-12, Moore 1-7.

PASSING

BEARS — Harbaugh 18-11-81; Willis 18-11-86

BUCS — Erickson 21-12-128, 1 int.

INTERCEPTIONS

BEARS — Woolford 1-0.

BUCS — None.

SACKS

BEARS — Armstrong 2-3, Gayle 1-13.

BUCS — Seals 0.5-0, Ahanotu 0.5-0.

GAME 14

DENVER 13, BEARS 3

Soldier Field (53,056)

Saturday, December 18, 1993

DENVER	0	10	30	0-13
CHICAGO	3	0	0	0-3

BEARS — Butler 31-yard field goal (6-15, 2:43). **BRONCOS** — Elam 29-yard field goal (4-0, 1:18). **BRONCOS** — Delpino 1-yard run (Elam kick) (2-16, 0:11). **BRONCOS** — Elam 24-yard field goal (14-70, 7:58).

	Broncos	Bears
First downs.....	15	14
Total net yards.....	234	185
Rushes-yards.....	33-129	26-84
Att-comp-net.....	24-14-105	29-14-101
Times thrown-yds lost.....	3-8	4-19
Int-TDs.....	0-0	3-0
Punts-avg.....	5-39.6	5-41.2
Penalties-yards.....	0-0	4-25
Fumbles-lost.....	1-1	3-2
Time of possession.....	32:49	27:11

RUSHING

BEARS — Worley 20-72, Heyward 3-6, Willis 2-6, Green 1-0.

BRONCOS — Bernstine 20-103, Delpino 8-14, Elway 4-8, Milburn 1-4.

RECEIVING

BEARS — Christian 4-40, Obee 2-24, Heyward 2-15, Wetnight 1-13, Worley 2-10, Waddle 2-9, Conway 1-9.

BRONCOS — Tillman 3-27, Marshall 4-24, Sharpe 2-20, Kimbrough 2-17, Johnson 1-13, Bernstine 1-6, Milburn 1-6.

PASSING

BEARS — Willis 29-14-120, 3 int.

BRONCOS — Elway 24-14-113.

INTERCEPTIONS

BEARS — None.

BRONCOS — Atwater 1-13, Dronett 1-6, Smith 1-6.

SACKS

BEARS — Dent 2-8, Zorich 1-0.

BRONCOS — Fletcher 1.5-8.5, Croel 1-8, Kragen 1-2, Williams 0.5-0.5.

1993 GAME SUMMARIES

GAME 15

DETROIT 20, BEARS 14

Soldier Field (43,443)

Sunday, December 26, 1993

DETROIT	0	10	3	7—20
CHICAGO	7	0	0	7—14

BEARS — Worley 1-yard run (Butler kick) (16-65, 10:19). **LIONS** — Perriman 20-yard pass from Kramer (Hanson kick) (11-69, 6:54). **LIONS** — Hanson 40-yard field goal (9-58, 1:44). **LIONS** — Hanson 37-yard field goal (6-29, 2:54). **BEARS** — Harbaugh 1-yard run (Butler kick) (13-58, 6:54). **LIONS** — Hallock 1-yard pass from Kramer (Hanson kick) (12-80, 7:17).

	Lions	Bears
First downs.....	20	14
Total net yards.....	307	180
Rushes-yards.....	26-84	32-77
Att-comp-net.....	31-23-223	23-14-103
Times thrown-yds lost.....	0-0	2-4
Int-TDs.....	1-2	0-0
Punts-avg.....	2-40.0	3-45.0
Penalties-yards.....	4-20	2-7
Fumbles-lost.....	0-0	2-1
Time of possession.....	30:13	29:47

RUSHING

BEARS — Worley 24-61-1, Harbaugh 6-13-1, Green 2-3.

LIONS — Lynch 22-85, Kramer 4-(-3).

RECEIVING

BEARS — Obee 4-35, Conway 4-33, Worley 3-20, Jennings 1-11, Heyward 1-4, Wetnight 1-4.

LIONS — Perriman 6-75-1, Lynch 7-46, Moore 3-42, Matthews 1-23, Holman 3-16, Green 1-11, Hallock 2-10-1.

PASSING

BEARS — Harbaugh 23-14-107.

LIONS — Kramer 31-23-223, 2 TDs, 1 int.

INTERCEPTIONS

BEARS — Blaylock 1-3.

LIONS — None.

SACKS

BEARS — None.

LIONS — Swilling 1-4, Scroggins 1-0.

GAME 16

LA RAMS 20, BEARS 6

Anaheim Stadium (39,147)

Sunday, January 2, 1994

CHICAGO	0	3	0	3—6
LA RAMS	3	3	0	14—20

RAMS — Zendejas 29-yard field goal (8-51, 3:34). **RAMS** — Zendejas 29-yard field goal (8-53, 3:56). **BEARS** — Butler 27-yard field goal (9-66, 5:11). **RAMS** — Drayton 11-yard pass from Rubley (Zendejas kick) (9-58, 5:05). **BEARS** — Butler 53-yard field goal (9-21, 5:05). **RAMS** — Bettis 4-yard run (Zendejas kick) (10-78, 6:24).

	Rams	Bears
First downs.....	28	10
Total net yards.....	394	163
Rushes-yards.....	47-181	16-89
Att-comp-net.....	28-18-213	21-13-74
Times thrown-yds lost.....	0-0	3-21
Int-TDs.....	0-1	1-0
Punts-avg.....	3-36.3	5-39.8
Penalties-yards.....	4-30	5-29
Fumbles-lost.....	3-0	0-0
Time of possession.....	40:40	19:20

RUSHING

BEARS — Worley 7-51, Heyward 3-13, Harbaugh 2-12, N. Anderson 3-8, Green 1-5.

RAMS — Bettis 39-146-1, Gary 3-16, Ellard 1-15, Rubley 4-4.

RECEIVING

BEARS — Obee 2-26, Waddle 2-26, Christian 3-17, Green 3-12, N. Anderson 1-8, Heyward 1-4, Gedney 1-2.

RAMS — Bettis 5-71, W. Anderson 6-55, Drayton 5-49-1, Ellard 1-24, Carter 1-14.

PASSING

BEARS — Harbaugh 10-9-62; Willis 11-4-33, 1 int.

RAMS — Rubley 28-18-213, 1 TD.

INTERCEPTIONS

BEARS — None.

RAMS — Terrell 1-0.

SACKS

BEARS — None.

RAMS — Robinson 1-10, Stokes 1-6, Gilbert 1-5.

Blocked Extra Point

- By Bears — Albert Fontenot, at Phil., 10/10/93 (Matt Bahr kicker)
- By Opp. — Dale Carter, at KC, 11/21/93 (Kevin Butler kicker)

Blocked Field Goal

- By Bears — Carl Simpson, at SD, 11/14/93 (John Carney 30-yard attempt)
- By Opp. — Ricky Reynolds, at TB, 11/4/90, wide right (Kevin Butler 40-yard attempt)

Blocked Field Goal for TD

- By Bears — Virgil Livers, vs. Raiders, 10/1/78 (Mike Spivey returned 71 yards for TD)
- By Opp. —

Blocked Punt

- By Bears — Myron Baker, vs. NYG, 9/5/93 (Sean Landeta punter)
- By Opp. — Mark Logan, vs. Mia., 11/24/91 (Maury Buford punter)

Blocked Punt for TD

- By Bears — Myron Baker, vs. NYG, 9/5/93 (Returned 5 yards for TD)
- By Opp. — Eric Howard, vs. NY Giants, 9/14/87 (Tom Flynn recovered in endzone)

Defensive Lineman Scored TD

- By Bears — Chris Zorich (DT), at Dal., 12/27/92 (42-yard fumble return)
- By Opp. — Russell Maryland (DT), at Dal., 12/27/92 (26-yard fumble return)

Fake Field Goal for TD

- By Bears —
- By Opp. — John Kidd, at SD, 11/14/93 (2-yard run)

Fumble Returned for TD

- By Bears — Dante Jones, vs. GB, 12/5/93, (32 yards)
- By Opp. — Russell Maryland, at Dal., 12/27/92 (26 yards)

Intercepted Pass Returned for TD

- By Bears — Mark Carrier, vs. GB, 12/5/93, 34 yards
- By Opp. — Audray McMillian, vs. Min., 10/25/93, 22 yards

Kickoff Returned for TD

- By Bears — Darren Lewis, vs. Cin., 11/8/92, 97 yards
- By Opp. — Del Rodgers, vs. GB, 12/9/84, 97 yards

Linebacker Scored TD

- By Bears — Dante Jones, vs. GB, 12/5/93 (32-yard fumble return)
- By Opp. — David Brandon, at Clev., 11/29/92 (92-yard interception return)

Missed Extra Point (not blocked)

- By Bears — Kevin Butler, vs. TB, 12/14/91, wide right
- By Opp. — Fuad Reveiz, vs. Min., 10/25/93, wide left

Offensive Lineman Caught a Pass

- By Bears — Mark Bortz, vs. Det., 10/26/86, 8 yards
- By Opp. — Chris Hinton, vs. Atl., 10/3/93, -8 yards

Offensive Lineman Scored TD

- By Bears — William Wightkin, 1953
- By Opp. — (None since at least 1962)

Recovered Onside Kick

- By Bears — Keshon Johnson, vs. Raid, 11/7/93 (fourth quarter)
- By Opp. —

Punt Returned for TD

- By Bears — Johnny Bailey, at KC, 12/29/90, 95 yards
- By Opp. — Eric Metcalf, at Clev., 11/29/92, 75 yards

Safety

- By Bears — Steve McMichael, vs. GB, 11/27/88
- By Opp. — Kerry Goode, at TB, 11/20/88

Shutout

- By Bears — vs. Atlanta, 10/3/93, 6-0
- By Opp. — at SF, 12/24/89, 26-0

3 TDs Rushing

By Bears — Neal Anderson, at TB, 10/8/89
By Opp. — Larry Csonka, at Mia., 9/23/79

3 TDs Receiving

By Bears — Willie Gault, at NO, 9/18/83
By Opp. — Andre Rison, vs. Atl, 9/27/92

3 TD Passes

By Bears — Jim Harbaugh, vs. GB, 12/17/89
By Opp. — Boomer Esiason, vs. Cin, 11/8/92

4 TDs Rushing

By Bears — Bobby Douglass, at GB, 11/4/73
By Opp. — Jim Taylor, vs. GB, 11/4/62

4 TDs Receiving

By Bears — Mike Ditka, at LA Rams, 10/13/63
By Opp. — Never

4 TD Passes

By Bears — Jack Concannon, vs. GB, 12/13/70
By Opp. — Chris Miller, vs. Atl., 9/27/92

4 Field Goals

By Bears — Kevin Butler, vs. Min, 10/25/93 (4 for 4)
By Opp. — David Treadwell, vs. NYG, 9/5/93 (4 for 4)

5 TD Passes

By Bears — Ray Buivid, vs. Chicago Cards, 12/5/37
By Opp. — Tommy Kramer, at Min., 11/28/82

5 Field Goals

By Bears — Mac Percival, at Phil., 10/20/68 (5 for 5)
By Opp. — Nick Lowery, vs. KC, 12/29/90 (5 for 5)

100-yards Rushing

By Bears — Neal Anderson, vs. TB, 9/26/93 (104 yards on 23 carries)
By Opp. — Jerome Bettis, at Rams, 1/2/94 (146 yards on 39 carries)

100-yards Receiving

By Bears — Tom Waddle, at Clev., 11/29/92 (100 yards and 1 TD on 4 receptions)
By Opp. — Sterling Sharpe, vs. GB, 12/5/93 (114 yards on 10 receptions)

100-yards Rushing and Receiving

By Bears — Walter Payton (104 rush, 102 rec), at LA Rams, 12/26/82
By Opp. —

2 100-yard Rushers

By Bears — Walter Payton (107) and Matt Suhey (102), vs. Det, 11/10/85
By Opp. — Norris Weese (120) and Ottis Armstrong (116), vs. Den., 12/12/76

2 100-yard Receivers

By Bears — Willie Gault (146) and Dennis McKinnon (133), at Min., 9/19/85
By Opp. — Art Monk (152) and Gary Clark (124), at Wash., 11/26/89

3 100-yard Receivers

By Bears — Never
By Opp. — George Farmer (183), Preston Dennard (122), Wendell Tyler (102) at Rams 12/26/82

200-yards Rushing

By Bears — Walter Payton, vs. Min., 11/20/77 (275 yards on 40 carries)
By Opp. — Earl Campbell, vs. Hou., 11/16/80 (206 yards on 31 carries)

200-yards Receiving

By Bears — Johnny Morris, at Dal., 11/18/62 (201 yards on 10 receptions)
By Opp. — Bernie Casey, vs. SF, 11/13/66 (225 yards on 12 receptions)

300-yards Passing

By Bears — Jim Harbaugh, vs. TB, 10/18/92 (13 of 26 for 304; 2 TDs)
By Opp. — Chris Miller, vs. Atl., 9/27/92 (30 of 48 for 351; 4 TDs)

400-yards Passing

By Bears — Bill Wade, at Dal., 11/18/62 (28 of 46 for 466; 2 TDs)
By Opp. — Brett Favre, vs. GB, 12/5/93 (36 of 54 for 402; 2 TDs, 3 int.)

BEARS ROOKIE SEASON RECORDS

SCORING

Points

- 144* *Kevin Butler, 1985 (51 XPs, 31 FGs)*
- 132 Gale Sayers, 1965 (22 TDs)
- 72 Harlon Hill, 1954 (12 TDs)
- Mike Ditka, 1961 (12 TDs)

Touchdowns

- 22* Gale Sayers, 1965
- 12 Harlon Hill, 1954
- Mike Ditka, 1961

Field Goals

- 31 *Kevin Butler, 1985*
- 13 Bob Thomas, 1975
- Mac Percival, 1967
- 10 John Aveni, 1959

RUSHING

Attempts

- 196 Walter Payton, 1975
- 166 Gale Sayers, 1965
- 127 Willie Galimore, 1957

Yards

- 1,004 Beattie Feathers, 1934
- 867 Gale Sayers, 1965
- 699 Bill Osmani, 1939

Touchdowns

- 14 Gale Sayers, 1965
- 8 Beattie Feathers, 1934
- 7 Walter Payton, 1975

PASSING

Attempts

- 210 Jim McMahon, 1982
- 148 Bobby Douglass, 1969
- 130 Zeke Bratkowski, 1954

Completions

- 120 Jim McMahon, 1982
- 68 Bobby Douglass, 1969
- 67 Zeke Bratkowski, 1954
- Bob Avellini, 1975

Yards

- 1,501 Jim McMahon, 1982
- 1,087 Zeke Bratkowski, 1954
- 942 Bob Avellini, 1975

Touchdowns

- 9 Jim McMahon, 1982
- 8 Zeke Bratkowski, 1954
- 6 Bob Avellini, 1975

RECEIVING

Receptions

- 56 Mike Ditka, 1961
- 45 Harlon Hill, 1954
- 40 Willie Gault, 1983

Yards

- 1,124 Harlon Hill, 1954
- 1,076 Mike Ditka, 1961
- 836 Willie Gault, 1983

Touchdowns

- 12 Harlon Hill, 1954
- Mike Ditka, 1961
- 8 Willie Gault, 1983

INTERCEPTIONS

Interceptions

- 10 *Mark Carrier, 1990*
- 8 Johnny Lujack, 1948
- 7 Charlie Sumner, 1955

PUNTS

Punts

- 83 Dave Finzer, 1984
- 57 Fred Morrison, 1950
- 39 Zeke Bratkowski, 1954

Average

- 44.8 George Gulyanics, 1947
- 43.3 Sid Luckman, 1939
- Fred Morrison, 1950

PUNT RETURNS

Returns

- 57* Lew Barnes, 1986
- 43 Jeff Fisher, 1981
- 42 Virgil Livers, 1975

Yards

- 509 Jeff Fisher, 1981
- 482 Lew Barnes, 1986
- 456 Virgil Livers, 1975

KICKOFF RETURNS

Returns

- 29 Brian Baschnagel, 1976
- 27 Ike Hill, 1973
- 26 Jack Cameron, 1984

Yards

- 754 Brian Baschnagel, 1976
- 660 Gale Sayers, 1965
- 638 Ike Hill, 1973

* NFL Record

† Tied NFL Record

BEARS POST-SEASON RECORDS

Listed below are *leaders* for the Bears post-season record book. For a complete list (three players deep) see the Bears 1992 media guide (pg. 241-244) or the current Bears Post-Season Media Guide.

Games	played12.....(8 tied) Still active: Bortz , McMichael started12.....(4 tied) Still active: Bortz , Van Horne
Points	career66.....Kevin Butler, 1985-92 game15.....Jack Manders, vs. Wash., 12/12/37
TDs	career4.....(3 times) Last: Dennis McKinnon, 1983-89 game2.....(11 times) Last: Jim McMahon, vs. NE, 1/26/86
FGs	career16.....Kevin Butler, 1985-92 game3.....(4 times) Last: Kevin Butler, vs. NO, 1/6/91
Rushes	career180.....Walter Payton, 1975-87 game27.....(2 times) Last: Neal Anderson, vs. NO, 1/6/91
Rush Yds	career632.....Walter Payton, 1975-87 game119.....George McAfee, vs. GB, 12/14/41
Rush TDs	career4.....Norm Standlee, 1941 game2.....(5 times) Last: Jim McMahon, vs. NE, 1/26/86
Passes	career127.....Jim McMahon, 1982-88 game44.....Jim Harbaugh, vs. Dal., 12/29/91
Completions	career70.....Jim McMahon, 1982-88 game22.....Jim Harbaugh, vs. Dal., 12/29/91
Pass Yds	career967.....Jim McMahon, 1982-88 game286.....Sid Luckman, vs. Wash., 12/26/43
Pass TDs	career9.....Sid Luckman, 1939-50 game5.....Sid Luckman, vs. Wash., 12/26/43
Interceptions	career5.....Mike Tomczak, 1985-90 game4.....Bob Avellini, at Dal, 12/26/77
Receptions	career22.....Walter Payton, 1975-87 game9.....Tom Waddle, vs. Dal., 12/29/91
Rec. Yds	career454.....Willie Gault, 1983-87 game129.....Willie Gault, vs. NE, 1/26/86
Rec. TDs	career4.....Dennis McKinnon, 1983-89 game2.....(3 times) Last: Dennis McKinnon, vs. NYG, 1/5/86
Punts	career29.....Maury Buford, 1985-86; 89-91 game10.....(2 times) Last: Maury Buford, vs. LA Rams, 1/12/86
Punting Yds	career1,112.....Maury Buford, 1985-86; 89-91 game398.....Keith Molesworth, vs. NYG, 12/17/33
Punt Returns	career11.....Keith Ortego, 1985-87 game6.....George McAfee, at LA Rams, 12/17/50
PR Yds	career108.....George McAfee, 1940-47 game81.....Hugh Gallarneau, vs. GB, 12/14/41
PR TDs	career1.....(2 times) Shaun Gayle, vs. NYG, 1/5/86
Kickoff Returns	career17.....Dennis Gentry, 1982-92 game7.....Don Bingham, at NYG, 12/30/56
KOR Yds	career435.....Dennis Gentry, 1982-92 game127.....Dennis Gentry, vs. Wath., 1/3/87
KOR TDs	careerNone
Interceptions	career4.....George McAfee, 1940-47; Clyde Turner, 1940-51 game2.....(6 times) Last: Gary Fencik, at SF, 1/5/85
Int Yds	career68.....George McAfee, 1940-47 game61.....Larry Morris, vs. NYG, 12/29/63
Int TDs	career1.....(5 tied) Last: Reggie Phillips, 1986
Sacks*	career10.5.....Richard Dent, 1983-92 game3.5.....Richard Dent, vs. NYG, 1/5/86

*since 1977

INDIVIDUAL RECORDS

SERVICE

PLAYER

Pro Bowls (years are when Pro Bowl was played)

- 10 Mike Singletary, 1984-93
- 9 Walter Payton, 1976; 78-81; 84-87
- 8 Bill George, 1955-62
- Doug Atkins, 1958-64; 66
- Dick Butkus, 1966-73

Seasons

- 14 Bill George, 1952-65
- Doug Buffone, 1966-79
- 13 George Trafton, 1920-32
- Clyde (Bulldog) Turner, 1940-52
- Jim Osborne, 1972-84
- Walter Payton, 1975-87
- Steve McMichael, 1981-93
- Keith Van Horne, 1981-93
- 12 Mike Singletary, 1981-92
- Dan Hampton, 1979-90

Games

- 191 Steve McMichael, 1981-93
- 190 Walter Payton, 1975-87
- 186 Doug Buffone, 1966-79

Starts

- 184 Walter Payton, 1975-87
- 172 Mike Singletary, 1981-92
- 169 Keith Van Horne, 1981-93

Consecutive games

- 191 Steve McMichael, 1981-93
- 186 Walter Payton, 1975-87
- 179 Mike Hartenstine, 1975-86

COACH

Seasons

- 40* George Halas, 1920-29, 33-42, 46-55, 58-67
- 11 Mike Ditka, 1982-92
- 4 Hunk Anderson / Luke Johnsos
(co-coaches), 1942-45
- Jim Dooley, 1968-71
- Neill Armstrong, 1978-81

Consecutive seasons

- 11 Mike Ditka, 1982-92
- 10 George Halas, 1920-29
- George Halas, 1933-42
- George Halas, 1946-55
- George Halas, 1958-67
- 4 Anderson/Johnsos, 1942-45
- Jim Dooley, 1968-71
- Neill Armstrong, 1978-81

SCORING

POINTS

Lifetime

- 915 **Kevin Butler, 1985-93 (318 XP, 199 FG)**
- 750 Walter Payton, 1975-87 (125 TD)
- 629 Bob Thomas, 1975-84 (245 XP, 128 FG)

Season

- 144 **Kevin Butler, 1985 (51 XP, 31 FG)**
- 132 Gale Sayers, 1965 (22 TD)
- 120 **Kevin Butler, 1986 (36 XP, 28 FG)**

Game

- 36 Gale Sayers, 12/12/65 (6 TD)
- 24 Last: Bobby Douglass, 11/4/73

Consecutive games

- 83 George Blanda, 10/28/51-11/9/58
- 64 **Kevin Butler, 9/9/90-12/94**
- 55 Bob Thomas, 12/2/79-12/16/84

TOUCHDOWNS

(Rushes-receptions-returns)

Lifetime

- 125 Walter Payton, 1975-87 (110-15-0)
- 71 Neal Anderson, 1986-93 (51-20-0)
- 59 Rick Casares, 1955-64 (49-10-0)

Season

- 22 Gale Sayers, 1965 (14-6-2)
- 16 Walter Payton, 1977; 1979 (14-2-0)
- 15 Neal Anderson, 1989 (11-4-0)

Game

- 6† Gale Sayers, 12/12/65 (4-1-1)
- 4 Last: Bobby Douglass, 11/4/73 (4-0-0)

Consecutive games

- 8 Rick Casares, 11/1/59-9/25/60
- 7 Ken Kavanaugh, 11/2-12/14/47
- Willie Galimore, 9/28-11/9/58
- Gale Sayers, 10/26-12/6/69
- Walter Payton, 10/3-11/14/76

EXTRA POINTS MADE

Lifetime

- 318 **Kevin Butler, 1985-93**
- 247 George Blanda, 1949-58
- 245 Bob Thomas, 1975-84

Season

- 52 Roger Leclerc, 1965
- 51 **Kevin Butler, 1985**
- 45 George Blanda, 1956

Game

- 8 Bob Snyder, 11/14/43
- 7 Last: Bob Thomas 12/7/80

INDIVIDUAL RECORDS

EXTRA POINT ATTEMPTS

Lifetime

- 328 **Kevin Butler, 1985-93**
- 268 Bob Thomas, 1975-84
- 250 George Blanda, 1949-58

Season

- 52 Ray (Scooter) McLean, 1947
- Roger Leclerc, 1965
- 51 **Kevin Butler, 1985**
- 47 George Blanda, 1956

Game

- 9 Bob Thomas, 12/7/80
- 8 Bob Snyder, 11/14/43
- George Blanda, 10/21/56
- Roger Leclerc, 11/25/62

CONSECUTIVE EXTRA POINTS

Lifetime

- 156 George Blanda, 10/28/51-10/21/56
- 143 Mac Percival, 11/19/67-11/4/73

Season

- 52 Roger Leclerc, 1965
- 51 **Kevin Butler, 1985**
- 37 George Blanda, 1955

Game

- 8 Bob Snyder, 11/14/43
- 7 Last: Bob Jencks, 10/13/63

FIELD GOALS MADE

Lifetime

- 199 **Kevin Butler, 1985-93**
- 128 Bob Thomas, 1975-84
- 99 Mac Percival, 1967-73

Season

- 31 **Kevin Butler, 1985**
- 28 **Kevin Butler, 1986**
- 27 **Kevin Butler, 1993**

Game

- 5 Roger Leclerc, 12/3/61
- Mac Percival, 10/20/68
- 4 **Last: Kevin Butler, 10/25/93**

Long

- 55 Bob Thomas, 11/23/75
- Kevin Butler, 10/25/93; 12/12/93**
- 54 **Kevin Butler, 11/14/93**
- 53 **Kevin Butler, 1/2/94**

50+ Yards (lifetime)

- 14 **Kevin Butler, 1985-93**
- 4 Bob Thomas, 1975-84
- 2 Mac Percival, 1967-73

50+ Yards (season)

- 5 **Kevin Butler, 1993**
- 4 **Kevin Butler, 1990**

FIELD GOAL ATTEMPTS

Lifetime

- 273 **Kevin Butler, 1985-93**
- 205 Bob Thomas, 1975-84
- 201 George Blanda, 1949-58

Season

- 41 **Kevin Butler, 1986**
- 38 **Kevin Butler, 1985**
- 37 **Kevin Butler, 1990**

Game

- 7 Roger Leclerc, 11/17/63
- 6 George Blanda, 11/3/57
- Kevin Butler, 9/19/85; 9/14/86;**
- 11/8/87**

CONSECUTIVE FIELD GOALS

Lifetime

- 24 **Kevin Butler, 10/16/88-12/3/89**
- 18 **Kevin Butler, 9/14-11/16/86**
- 14 **Kevin Butler, 11/8-12/6/87**

Game (no misses)

- 5 Roger Leclerc, 12/3/61
- Mac Percival, 10/20/68
- 4 **Last: Kevin Butler, 10/25/93**

Games

- 13 **Kevin Butler, 11/10/85-10/12/86**
- Kevin Butler, 9/9-12/9/90**
- 12 George Blanda, 11/11/56-11/3/57
- 10 George Blanda, 11/14/54-11/20/55
- Mac Percival, 10/13/68-12/15/68

FIELD GOAL PCT.

Lifetime (25+ attempts)

- 72.9 **Kevin Butler, 1985-93, (199 of 273)**
- 62.4 Bob Thomas, 1975-84, (128 of 205)
- 54.4 Mac Percival, 1967-73, (99 of 182)

Season (10+)

- 81.6 **Kevin Butler, 1985, (31 of 38)**
- 78.9 **Kevin Butler, 1988; 1989, (15 of 19)**
- 78.5 Bob Thomas, 1984, (22 of 28)

SAFETIES

Lifetime

- 3 Steve McMichael, 1981-1993

* NFL Record

† Tied NFL Record

INDIVIDUAL RECORDS

RUSHING

ATTEMPTS

Lifetime

- 3,838* Walter Payton, 1975-87
- 1,515 Neal Anderson, 1986-93
- 1,386 Rick Casares, 1955-67

Season

- 381 Walter Payton, 1984
- 369 Walter Payton, 1979
- 339 Walter Payton, 1977; 1981

Game

- 40 Walter Payton, 11/20/77
- 39 Walter Payton, 10/7/79
- 38 Walter Payton, 11/26/81

YARDS GAINED

Lifetime

- 16,726* Walter Payton, 1975-87
- 6,166 Neal Anderson, 1986-93
- 5,657 Rick Casares, 1955-64

Season

- 1,852 Walter Payton, 1977
- 1,684 Walter Payton, 1974
- 1,610 Walter Payton, 1979

Game

- 275* Walter Payton, 11/20/77
- 205 Walter Payton, 10/30/77
- Gale Sayers, 11/3/68
- 197 Gale Sayers, 12/18/66

Long

- 86 Bill Osmanski, (TD) 10/15/39
- 85 Pete Stinchcomb, (TD) 11/20/21
- 82 Beattie Feathers, (TD) 10/10/34

1,000 YARDS

Seasons

- 10* Walter Payton, 1976-81; 83-86
- 3 Neal Anderson, 1988-90
- 2 Gale Sayers, 1966; 69

Consecutive seasons

- 6 Walter Payton, 1976-81
- 4 Walter Payton, 1983-86
- 3 Neal Anderson, 1988-90

200-YARD GAMES

Lifetime

- 2 Walter Payton, 1975-87
- 1 Gale Sayers, 1965-71

Season

- 2 Walter Payton, 1977
- 1 Gale Sayers, 1968

100-YARD GAMES

Lifetime

- 77* Walter Payton, 1975-87
- 20 Gale Sayers, 1965-71
- 14 Neal Anderson, 1986-93

Season

- 10 Walter Payton, 1977; 1985
- 9 Walter Payton, 1979; 1984
- 8 Walter Payton, 1980

Consecutive games

- 9 Walter Payton, 10/13-12/8/85
- 6 Walter Payton, 9/9-10/14/84
- 5 Walter Payton, 11/13-12/11/77

AVERAGE GAIN

Lifetime (250+ attempts)

- 6.6 Bobby Douglass, 1969-75
- 5.8 Beattie Feathers, 1934-37
- 5.0 Gale Sayers, 1965-71

Season (100+)

- 9.9* Beattie Feathers, 1934
- 6.9 Bobby Douglass, 1972
- 6.2 Gale Sayers, 1968

Game (10+)

- 11.8 Joe Maniaci, 10/2/39
- 11.6 Gale Sayers, 12/18/66
- 11.2 Rick Casares, 12/16/56

TOUCHDOWNS

Lifetime

- 110* Walter Payton, 1975-87
- 51 Neal Anderson, 1986-93
- 49 Rick Casares, 1955-64

Season

- 14 Walter Payton, 1977; 1979
- Gale Sayers, 1965
- 13 Walter Payton, 1976
- 12 Rick Casares, 1956
- Neal Anderson, 1988

Game

- 4 Rick Casares, 10/28/56; 12/6/59
- Gale Sayers, 12/12/65
- Bobby Douglass, 11/4/73
- 3 Last: Neal Anderson, 10/8/89

Consecutive games

- 7 Gale Sayers, 10/26-12/6/69
- Walter Payton, 10/3-11/14/76
- 6 Beattie Feathers, 9/30-10/28/34
- Johnny Lujack, 10/1-11/12/50
- Rick Casares, 11/1-12/6/59
- Gale Sayers, 11/14-12/19/65
- 5 Last: Neal Anderson, 10/7-11/11/90

* NFL Record

† Tied NFL Record

PASSING

QB RATING

Lifetime (400+ attempts)

- 80.4 Jim McMahon, 1982-88
- 75.0 Sid Luckman, 1939-50
- 74.2 Jim Harbaugh, 1987-93

Season (100+)

- 107.8 Sid Luckman, 1943
- 97.8 Jim McMahon, 1984
- 95.5 Sid Luckman, 1941

ATTEMPTS

Lifetime

- 1,759 Jim Harbaugh, 1987-93
- 1,744 Sid Luckman, 1939-50
- 1,513 Jim McMahon, 1982-88

Season

- 478 Jim Harbaugh, 1991
- 436 Vince Evans, 1981
- 412 Bill Wade, 1962

Game

- 57 Bill Wade, 10/25/64
- 52 Johnny Lujack, 10/23/49
- 50 Jack Concannon, 12/20/70

COMPLETIONS

Lifetime

- 1,023 Jim Harbaugh, 1987-93
- 904 Sid Luckman, 1939-50
- 874 Jim McMahon, 1982-88

Season

- 275 Jim Harbaugh, 1991
- 225 Bill Wade, 1962
- 202 Jim Harbaugh, 1992

Game

- 33 Bill Wade, 10/25/64
- 31 Virgil Carter, 12/6/69
- 29 Johnny Lujack, 10/23/49

Consecutive

- 13 Rudy Bukich, 11/22-11/26/64
- Jim Harbaugh, 10/23/92
- 11 Mike Tomczak, 10/2/89
- 10 Vince Evans, 12/7/80
- Jim Harbaugh, 11/25/90; 12/2/90; 10/31/93

Long

- 98 Bill Wade, 10/8/61 (TD to Farrington)
- 93 Jack Concannon, 11/19/67 (TD to Gordon)
- 91 Ed Brown, 10/16/60 (TD to Dewveall)

COMPLETION PERCENTAGE

Lifetime (250+ completions)

- 58.2 Jim Harbaugh, 1987-93 (1,023 of 1,759)
- 57.8 Jim McMahon, 1982-88 (874 of 1,513)
- 54.5 Bill Wade, 1961-66 (767 of 1,407)

Season (60+)

- 62.4 Jim Harbaugh, 1989 (111 of 178)
- 61.9 Rudy Bukich, 1964 (99 of 160)
- 61.5 Jim Harbaugh, 1993 (200 of 325)

Games (10+)

- 90.0 Jim Harbaugh, 1/2/94 (9 of 10)
- 86.7 Bob Williams, 10/12/52 (13 of 15)
- 83.3 Gene Ronzani, 10/22/44 (10 of 12)
- Ed Brown, 11/20/55 (15 of 18)
- Bill Wade, 11/8/64 (10 of 12)

YARDS

Lifetime

- 14,686 Sid Luckman, 1939-50
- 11,567 Jim Harbaugh, 1987-93
- 11,203 Jim McMahon, 1982-88

Season

- 3,172 Bill Wade, 1962
- 3,121 Jim Harbaugh, 1991
- 2,712 Sid Luckman, 1947

Game

- 468 Johnny Lujack, 12/11/49
- 466 Bill Wade, 11/18/62
- 433 Sid Luckman, 11/14/43

300-YARD GAMES

Lifetime

- 9 Bill Wade, 1961-66
- 4 George Blanda, 1949-58
- 3 Sid Luckman, 1939-50
- Johnny Lujack, 1949-51
- Vince Evans, 1977-82

Season

- 4 Bill Wade, 1962
- 3 Bill Wade, 1961

Consecutive games

- 2 Sid Luckman, 10/12-10/19/47
- George Blanda, 10/17-10/24/54
- Bill Wade, 10/14-10/21/62; 11/18-11/25/62

INDIVIDUAL RECORDS

TOUCHDOWN PASSES

Lifetime

- 137 Sid Luckman, 1939-50
- 68 Bill Wade, 1961-66
- 67 Jim McMahon, 1982-88

Season

- 28 Sid Luckman, 1943
- 24 Sid Luckman, 1947
- 23 Johnny Lujack, 1949

Game

- 7* Sid Luckman, 11/14/43
- 6 Johnny Lujack, 12/11/49
- 5 Ray Buivid, 12/5/37

Consecutive games

- 19 Sid Luckman, 11/22/42-11/26/44
- 14 Sid Luckman, 10/12/47-10/17/48

PASSES INTERCEPTED

Lifetime

- 132 Sid Luckman, 1939-50
- 88 Ed Brown, 1954-61
- 70 George Blanda, 1949-58

Season

- 31 Sid Luckman, 1947
- 24 Bill Wade, 1962
- George Blanda, 1953
- 22 Johnny Lujack, 1949

Game

- 7 Edmund (Zeke) Bratkowski, 10/2/60
- 5 Last: Larry Rakestraw, 11/22/68

PASSES NOT INTERCEPTED

Consecutive

- 173 Jim Harbaugh, 10/28-12/9/90
- 134 Jim McMahon, 9/2-11/4/84

Game

- 46 Bill Wade, 10/11/64
- 42 Jim Harbaugh, 9/23/91
- 40 Jim Harbaugh, 11/24/91

LOWEST INTERCEPTION PCT.

Lifetime (400+ attempts)

- 3.18 Jim Harbaugh, 1987-93 (56 int, 1,759 att)
- 3.70 Jim McMahon, 1982-88 (56 int, 1,513 att)
- 4.69 Bill Wade, 1961-66 (66 int, 1,407 att)

Season (100+)

- 1.40 Jim McMahon, 1984 (2 int, 143 att)
- 1.92 Jim Harbaugh, 1990 (6 int, 312 att)
- 2.88 Rudy Bukich, 1965 (9 int, 312 att)

AVERAGE GAIN PER ATTEMPT

Lifetime (400+ passes)

- 8.42 Sid Luckman, 1939-50
- 8.23 Bernie Masterson, 1934-40
- 7.79 Johnny Lujack, 1948-51

Season (100+)

- 10.86 Sid Luckman, 1943
- 9.924 Sid Luckman, 1941
- 9.923 Ed Brown, 1956

Game (10+)

- 17.1 Charlie O'Rourke, 11/22/42
- 16.9 Sid Luckman, 10/5/41
- 16.7 Gene Ronzani, 10/22/44

RECEIVING

RECEPTIONS

Lifetime

- 492 Walter Payton, 1975-87
- 356 Johnny Morris, 1958-67
- 316 Mike Ditka, 1961-66

Season

- 93 Johnny Morris, 1964
- 75 Mike Ditka, 1964
- 71 Dick Gordon, 1970

Game

- 14 Jim Keane, 10/23/49
- 13 Mike Ditka, 10/25/64
- 11 Johnny Morris, 10/11/64

Consecutive Games

- 49 Mike Ditka, 12/3/61-10/10/65
- 45 Walter Payton, 12/16/84-12/27/87
- 34 Willie Gault, 11/17/85-12/27/87

YARDS

Lifetime

- 5,059 Johnny Morris, 1958-67
- 4,616 Harlon Hill, 1954-61
- 4,538 Walter Payton, 1975-87

Season

- 1,200 Johnny Morris, 1964
- 1,128 Harlon Hill, 1956
- 1,124 Harlon Hill, 1954

Game

- 214 Harlon Hill, 10/31/54
- 201 Johnny Morris, 11/18/62
- 198 Harlon Hill, 10/21/56

Long

- 98 John Farrington (TD), 10/8/61
- 93 Dick Gordon (TD), 11/19/67
- 91 Willard Dewveall (TD), 10/16/60

INDIVIDUAL RECORDS

1,000 YARDS

Seasons

- 2 Harlon Hill, 1954; 1956
- 1 Mike Ditka, 1961
- Johnny Morris, 1964
- Dick Gordon, 1970

100-YARD GAMES

Lifetime

- 19 Harlon Hill, 1954-61
- 15 Johnny Morris, 1958-67
- 14 Mike Ditka, 1961-66

Season

- 7 Harlon Hill, 1954
- 6 Harlon Hill, 1956
- Johnny Morris, 1964
- 5 Mike Ditka, 1961

Consecutive games

- 3 Harlon Hill, 11/11-11/25/56
- 2 Last: Willie Gault, 9/18-9/25/83

AVERAGE GAIN

Lifetime (100+ attempts)

- 22.4 Ken Kavanaugh, 1940-41, 45-50
- 21.7 Ray (Scooter) McLean, 1940-47
- 20.4 Harlon Hill, 1954-61

Season (30+)

- 25.6 Ken Kavanaugh, 1947
- 25.0 Harlon Hill, 1954
- 24.0 Harlon Hill, 1956

Game (4+)

- 44.8 Dick Gordon, 11/19/67
- 37.5 Gene Schroeder, 12/16/51
- 37.0 Billy Stone, 11/23/52

TOUCHDOWNS

Lifetime

- 50 Ken Kavanaugh, 1940-41, 45-50
- 40 Harlon Hill, 1954-61
- 35 Dick Gordon, 1965-71

Season

- 13 Ken Kavanaugh, 1947
- Dick Gordon, 1970
- 12 Harlon Hill, 1954
- Mike Ditka, 1961
- 11 Harlon Hill, 1956

Game

- 4 Harlon Hill, 10/31/54
- Mike Ditka, 10/13/63
- 3 Last: Willie Gault, 9/18/83

Consecutive games

- 7 Ken Kavanaugh, 11/2-12/14/47
- 5 Mike Ditka, 10/22-11/19/61
- Dennis McKinnon, 9/8-10/5/85

INTERCEPTIONS

INTERCEPTIONS BY

Lifetime

- 38 Gary Fencik, 1976-87
- 37 Richie Petitbon, 1959-68
- 27 Bennie McRae, 1962-70

Season

- 10 **Mark Carrier, 1990**
- 9 Roosevelt Taylor, 1963
- 8 Clyde (Bulldog) Turner, 1942
- Johnny Lujack, 1948
- Richie Petitbon, 1963
- Vestee Jackson, 1988

Game

- 3 Bob Margarita, 11/11/45
- Johnny Lujack, 9/26/48
- Richie Petitbon, 9/24/67
- Curtis Gentry, 11/19/67
- Ross Brupbacher, 12/12/76
- Mark Carrier, 12/9/90**
- 2 Last: **Dante Jones, 9/26/93**

Consecutive games

- 4 Last: Dave Duerson, 9/14-10/5/86

YARDS RETURNED

Lifetime

- 643 Richie Petitbon, 1959-68
- 485 Bennie McRae, 1962-70
- 483 Gary Fencik, 1976-87

Season

- 212 Richie Petitbon, 1962
- 182 JC Caroline, 1956
- 172 Don Kindt, 1953
- Roosevelt Taylor, 1963

Game

- 101 Richie Petitbon, 12/9/62
- 96 Clyde (Bulldog) Turner, 10/26/47
- Roosevelt Taylor, 10/20/68
- 92 Todd Bell, 11/22/81

Long

- 101 Richie Petitbon, (TD) 12/9/62
- 96 Clyde (Bulldog) Turner, (TD) 10/26/47
- Roosevelt Taylor, (TD) 10/20/68
- 92 Todd Bell, (TD) 11/22/81

* NFL Record

† Tied NFL Record

INDIVIDUAL RECORDS

TOUCHDOWNS

Lifetime

- 4 Bennie McRae, 1962-70
- 3 Richie Petitbon, 1959-68
- Roosevelt Taylor, 1961-69

Season

- 2 Jerry Weatherly, 1950
- JC Caroline, 1956
- Bennie McRae, 1967

Game

- 1 Last: *Mark Carrier, 12/5/93*

PUNTING

PUNTS

Lifetime

- 878 Bob Parsons, 1972-83
- 833 Bobby Joe Green, 1962-73
- 354 Maury Buford, 1985-86; 89-91

Season

- 114* Bob Parsons, 1981
- 99 Bob Parsons, 1976
- 96 Bob Parsons, 1978

Game

- 14 Keith Molesworth, 12/10/33
- 11 Last: Dave Finzer, 12/3/84

YARDS

Lifetime

- 35,057 Bobby Joe Green, 1962-73
- 34,180 Bob Parsons, 1972-83
- 14,451 Maury Buford, 1985-86; 89-91

Season

- 4,531 Bob Parsons, 1981
- 3,726 Bob Parsons, 1976
- 3,625 Bob Parsons, 1975

Game

- 517 Keith Molesworth, 12/10/33
- 476 Bob Parsons, 11/6/77
- 471 George Gulyanics, 11/14/48

Long

- 94 Joe Lintzenich, 11/16/31
- 87 Dave Finzer, 10/7/84
- 81 Bob Parsons, 12/4/82

GROSS AVERAGE

Lifetime (75+ punts)

- 44.5 George Gulyanics, 1947-52
- 42.1 Bobby Joe Green, 1962-73
- 41.9 Fred (Curley) Morrison, 1950-53

Season (30+)

- 46.5 Bobby Joe Green, 1963
- 44.5 Bobby Joe Green, 1964
- 44.2 George Gulyanics, 1948

Game (4+)

- 57.3 Fred (Curley) Morrison, 11/16/52
- 54.6 Maury Buford, 10/21/85
- 54.0 Maury Buford, 10/6/85

INSIDE 20

Lifetime

- 158 Bob Parsons, 1972-83
- 94 Maury Buford, 1985-86; 89-91
- 47 *Chris Gardocki, 1991-93*

Season

- 31 Bob Parsons, 1981
- 28 *Chris Gardocki, 1993*
- 26 Bob Parsons, 1979
- Dave Finzer, 1984

Game

- 5 Bob Parsons, 11/6/77
- 4 Bob Parsons, 12/9/79
- Dave Finzer, 10/7/84; 12/3/84
- Maury Buford, 10/2/89
- Chris Gardocki, 10/10/93*
- 3 Last: *Chris Gardocki, 11/21/93*

HAD BLOCKED

Lifetime

- 5 Ed Brown, 1954-61
- Bob Parsons, 1972-83
- Maury Buford, 1985-86; 89-90
- 4 Fred (Curley) Morrison, 1950-53

Season

- 2 Last: Maury Buford, 1990

Game

- 2 Jon Kilgore, 12/8/68
- Ray Stachowicz, 12/11/83
- 1 Last: Maury Buford, 11/24/91

PUNT RETURNS

RETURNS

Lifetime

- 127 Dennis McKinnon, 1983-85; 87-89
- 123 Jeff Fisher, 1981-84
- 112 George McAfee, 1940-41, 45-50

Season

- 58 Jeff Fisher, 1984
- 57 Lew Barnes, 1986
- 43 Jeff Fisher, 1981

Game

- 8 Jeff Fisher, 12/16/84
- 7 George McAfee, 10/15/50
- Ron Smith, 10/15/72
- Steve Schubert, 12/4/77
- Dennis McKinnon, 12/4/83

INDIVIDUAL RECORDS

YARDS

Lifetime

- 1,431 George McAfee, 1940-41, 45-50
- 1,171 Dennis McKinnon, 1983-85;87-89
- 1,137 Jeff Fisher, 1981-84

Season

- 509 Jeff Fisher, 1981
- 492 Jeff Fisher, 1984
- 482 Lew Barnes, 1986

Game

- 134 Gale Sayers, 12/12/65
Dennis McKinnon, 9/14/87
- 108 George McAfee, 10/10/48
- 103 Jeff Fisher, 12/16/84

Long

- 95 Johnny Bailey (TD), 12/29/90
- 94 Dennis McKinnon (TD), 9/14/87
- 89 Ray (Scooter) McLean, (TD) 10/11/42

AVERAGE

Lifetime (50+ returns)

- 12.8* George McAfee, 1940-41, 45-50
- 11.3 JR Boone, 1948-51
- 9.2 Jeff Fisher, 1981-84
Dennis McKinnon, 1983-85;87-89

Season (1+ per game)

- 15.8 Harry Clark, 1943
- 14.9 Gale Sayers, 1965
- 14.5 George McAfee, 1947

Game (3+)

- 36.0 George McAfee, 10/10/48
- 34.0 Ray (Scooter) McLean, 10/11/42
- 26.8 Gale Sayers, 12/12/65
Dennis McKinnon, 9/14/87

TOUCHDOWNS

Lifetime

- 3 Ray (Scooter) McLean, 1940-47
Steve Schubert, 1975-79
Dennis McKinnon, 1983-85;87-89
- 2 George McAfee, 1940-41, 45-50
Gale Sayers, 1965-71
Steve Schubert, 1975-78

Season

- 2 Dennis McKinnon, 1987

Game

- 1 Last: Johnny Bailey, 12/29/90

FAIR CATCHES

Lifetime

- 47 Steve Schubert, 1975-79
- 40 Jeff Fisher, 1981-84
- 32 Gale Sayers, 1965-71

Season

- 21 Steve Schubert, 1978
- 20 Jeff Fisher, 1981
Terry Obee, 1993
- 17 Cecil Turner, 1968

Game

- 5 Johnny Bailey, 10/17/91
- 4 Cecil Turner, 10/27/68
Steve Schubert, 10/8/78; 12/10/78
Terry Obee, 10/25/93
- 3 Last: Tom Waddle, 11/29/92

KICKOFF RETURNS

RETURNS

Lifetime

- 192 Dennis Gentry, 1982-92
- 108 Cecil Turner, 1968-73
- 91 Gale Sayers, 1965-71

Season

- 31 Cecil Turner, 1971
- 30 Ron Smith, 1972
- 29 Brian Baschnagel, 1976

Game

- 8 Brian Baschnagel, 11/6/77
- 6 Last: Dennis Gentry, 12/23/91

YARDS

Lifetime

- 4,353 Dennis Gentry, 1982-92
- 2,781 Gale Sayers, 1965-71
- 2,616 Cecil Turner, 1968-73

Season

- 924 Ron Smith, 1972
- 754 Brian Baschnagel, 1976
- 752 Cecil Turner, 1970

Game

- 208 Ron Smith, 11/19/72
- 185 Brian Baschnagel, 11/6/77
- 178 Ron Smith, 12/17/72

Long

- 103 Gale Sayers, (TD) 9/17/67
- 100 Don Bingham, (TD) 11/18/56
- 99 Willie Galimore, (TD) 10/4/58
Willie Gault, (TD) 9/29/85

AVERAGE

Lifetime (50+ returns)

- 30.6* Gale Sayers, 1965-71
- 26.6 Ron Smith, 1965, 70-72
- 24.7 Charlie Bivins, 1960-65

* NFL Record

† Tied NFL Record

INDIVIDUAL RECORDS

Season (1+ per game)

- 37.7 Gale Sayers, 1967
- 32.7 Cecil Turner, 1970
- 31.7 Walter Payton, 1975

Game (3+)

- 52.0 Cecil Turner, 9/19/70
- 48.7 Dick Gordon, 9/16/66
- 48.3 Gale Sayers, 12/3/67

TOUCHDOWNS

Lifetime

- 6† Gale Sayers, 1965-71
- 4 Cecil Turner, 1968-73
- 3 Dennis Gentry, 1982-92

Season

- 4† Cecil Turner, 1970
- 3 Gale Sayers, 1967
- 2 Gale Sayers, 1966

Game

- 1 Last: Darren Lewis, 11/8/92

FUMBLES

FUMBLES

Lifetime

- 85 Walter Payton, 1975-87
- 38 Jim Harbaugh, 1987-93
- 35 Rick Casares, 1955-64

Season

- 15 Jim Harbaugh, 1993
- 14 Gary Huff, 1974
- 13 Carl Garrett, 1973

Game

- 4 Hugh Gallameau, 12/1/46
- Rudy Bukich, 12/5/65
- Vince Evans, 11/15/81
- Rusty Lisch, 12/9/84
- 3 Last: Jim Harbaugh, 9/5/93

OWN RECOVERED

Lifetime

- 18 Walter Payton, 1975-87
- 13 Gale Sayers, 1965-71
- 10 Ed Brown, 1954-61
- Jim Harbaugh, 1987-93

Season

- 7 Gary Huff, 1974
- 6 Jack Concannon, 1970
- 5 Bobby Douglass, 1972

Game

- 3 Gary Huff, 9/15/74
- Virgil Livers, 10/5/75

OPPONENTS' RECOVERED

Lifetime

- 25 Dick Butkus, 1965-73
- 22 Joe Fortunato, 1955-66
- 17 Mike Hartenstine, 1975-86

Season

- 6 Dick Butkus, 1965
- 5 Ed O'Bradovich, 1962
- 4 Last: Mike Singletary, 1984

Game

- 2 Last: Trace Armstrong, 11/25/93

YARDS RET. OWN FUMBLES

Lifetime

- 36 John Adams, 1959-62
- 24 Ike Hill, 1973-74
- 22 Ron Bull, 1962-70

Season

- 36 John Adams, 1961 (11/19)
- 24 Ike Hill, 1973 (11/12)
- 21 Ron Bull, 1962 (11/4)

Game

(Same as "Season")

Long

(Same as "Season")

YARDS RET. OPP.'S FUMBLES

Lifetime

- 128 Charlie Sumner, 1955, 58-60
- 110 Ed Sprinkle, 1944-55
- 98 George Halas, 1920-29

Season

- 101 Charlie Sumner, 1958
- 98 George Halas, 1923
- 84 Larry Brink, 1954

Game

- 98 George Halas, (TD) 11/4/23
- 86 Charlie Sumner, (TD) 12/7/58
- 84 Larry Brink, (TD) 11/28/54

Long

(Same as "Game")

INDIVIDUAL RECORDS

TOUCHDOWNS OWN FUMBLES

Lifetime

- 2 Ken Kavanaugh, 1940-41, 45-50
- Mike Ditka, 1961-66

Season

- 1 Last: Johnny Musso, 11/30/76

Game

- 1 Last: Johnny Musso, 11/30/76

TOUCHDOWNS OPP.'S FUMBLES

Lifetime

- 2 Fred Evans, 1948
- Ed Sprinkle, 1944-55

Season

- 2 Fred Evans, 1948

Game

- 2 Fred Evans, 11/28/48
- 1 Last: Wilber Marshall, 10/26/86

SACKS

(Since 1970)

Lifetime

- 124.5 Richard Dent, 1983-93
- 92.5 Steve McMichael, 1981-93
- 82.0 Dan Hampton, 1979-90

Season

- 17.5 Richard Dent, 1984
- 17.0 Richard Dent, 1985
- 15.0 Jim Osborne, 1976

Game

- 4.5 Richard Dent, 11/4/84; 12/27/87
- 4.0 Jim Osborne, 9/23/73
- 3.5 Alan Page, 12/20/81
- Jim Althoff, 10/11/87

Consecutive games (at least .5 sack)

- 6 Steve McMichael, 10/29-12/3/89
- 5 Steve McMichael, 11/6-12/4/83;
- 10/27/91-11/24/91
- 4 Last: Richard Dent, 10/18-11/8/92

TAKEAWAYS

(Int & Opp. Fumbles Recovered)

Lifetime

- 50 Gary Fencik, 1976-87 (38 int, 12 fum)
- 47 Dick Butkus, 1965-73 (22 int, 25 fum)
- 44 Richie Petitbon, 1959-68 (37 int, 7 fum)

Season

- 12 Roosevelt Taylor, 1963 (9 int, 3 fum)
- Mark Carrier, 1990 (10 int, 2 fum)**
- 11 Dick Butkus, 1965 (5 int, 6 fum)
- 10 Richie Petitbon, 1963 (8 int, 2 fum)
- Ross Brupbacher, 1976 (7 int, 3 fum)

Game

- 4 Bill George, 12/3/61 (2 int, 2 fum)
- 3 Last: **Mark Carrier, 12/9/90 (3 int)**

NET YARDS

(Rushes, receptions, & returns)

ATTEMPTS

Lifetime

- 4,368* Walter Payton, 1975-87
- 1,619 Neal Anderson, 1986-93
- 1,579 Rick Casares, 1955-64

Season

- 427 Walter Payton, 1984
- 402 Walter Payton, 1979
- 383 Walter Payton, 1978

Game

- 41 Walter Payton, 11/20/77; 10/7/79
- 40 Walter Payton, 11/26/81
- 39 Walter Payton, 10/25/81

YARDS

Lifetime

- 21,803* Walter Payton, 1975-87
- 9,435 Gale Sayers, 1965-71
- 8,929 Neal Anderson, 1986-93

Season

- 2,440 Gale Sayers, 1966
- 2,272 Gale Sayers, 1965
- 2,216 Walter Payton, 1977

Game

- 339 Gale Sayers, 12/18/66
- 336 Gale Sayers, 12/12/65
- 300 Walter Payton, 12/21/75

* NFL Record

† Tied NFL Record

SCORING

Points

- 40* Ernie Nevers, Chi. Cards, 11/28/29
- 36 Dub Jones, Clev., 11/25/51
- 24 Lenny Moore, Balt., 10/4/58
- Jim Taylor, GB, 11/4/62

Touchdowns

- 6† Ernie Nevers, Chi. Cards, 11/28/29
- Dub Jones, Clev., 11/25/51
- 4 Lenny Moore, Balt., 10/4/58
- Jim Taylor, GB, 11/4/62

Field goals

- 5 Curt Knight, Wash., 11/14/71
- Fred Cox, Min., 9/23/73
- Nick Lowery, KC, 12/29/90
- 4 Last: David Treadwell, NYG, 9/5/93

Field goal attempts

- 7 Mike Clark, Dal., 11/24/68
- 6 Curt Knight, Wash., 11/14/71
- Fred Cox, Min., 9/23/73

Long field goal

- 60 Morten Andersen, NO, 10/27/91
- 56 Bert Rechichar, Balt., 9/27/53
- 55 Pat Leahy, NY Jets, 12/14/85

RUSHING

Attempts

- 39 Jerome Bettis, LA Rams, 1/2/94
- 35 John Stephens, NE, 10/30/88
- 34 Eric Dickerson, LA Rams, 11/6/83

Yards

- 206 Earl Campbell, Hou., 11/16/80
- 199 Ollie Matson, LA Rams, 10/11/59
- 194 Alan Ameche, Balt., 9/25/55

Touchdowns

- 6† Ernie Nevers, Chi. Cards, 11/28/29
- 4 Dub Jones, Clev., 11/25/51
- Jim Taylor, GB, 11/4/62
- 3 Last: Larry Csonka, Mia., 9/23/79

Long

- 97 Bobby Gage, Pit., 12/4/49
- 84 Tom Harmon, LA Rams, 10/13/46
- 80 Clinton Jones, Min., 11/2/69

PASSING

Attempts

- 62 Randall Cunningham, Phil., 10/2/89
- 55 Tommy Kramer, Min., 9/19/85
- 54 John Brodie, SF, 11/13/66
- Brett Favre, GB, 12/5/93

Completions

- 36 Brett Favre, GB, 12/5/93
- 32 Randall Cunningham, Phil., 10/2/89
- 30 Vince Ferragamo, LA Rams, 12/26/82
- Mark Rypien, Wash., 11/26/89

Yards

- 509 Vince Ferragamo, LA Rams, 12/26/82
- 436 Tommy Kramer, Min., 9/19/85
- 402 Brett Favre, GB, 12/5/93

Touchdowns

- 5 Steve Spurrier, SF, 11/19/72
- Tommy Kramer, Min., 11/28/82
- 4 Last: Chris Miller, Atl., 9/27/92

Interceptions

- 5 Last: Mark Rypien, Wash., 12/9/90

Consecutive completions

- 12 Jim Hart, St. L., 9/25/77

Long

- 99† Sonny Jurgensen, Wash., 9/15/68
- 97 Pat Coffee, Chi. Cards, 12/5/37
- Bernie Kosar, Clev., 10/23/89
- 94 Eric Hipple, Det., 10/19/81

Times sacked

- 11 Archie Manning, Min., 10/20/84
- 10 Guido Merkins, Phil., 10/4/87
- 9 Fran Tarkenton, Min., 12/17/61

RECEIVING

Receptions

- 13 Bob Anderson, Den., 9/30/73
- 12 Bernie Casey, SF, 11/13/66
- 11 Pete Pihos, Phil., 12/11/55
- Tom Fears, LA Rams, 10/30/49

Yards

- 225 Bernie Casey, SF, 11/13/66
- 201 Gene Roberts, NY Giants, 10/23/49
- 192 Billy Wilson, SF, 10/23/55

Touchdowns

- 3 Last: Andre Rison, Atl., 9/27/92

Long

- 99† Gerry Allen, Wash., 9/15/68
- 97 Gaynell Tinsley, Chi. Cards, 12/5/37
- Webster Slaughter, Clev., 10/23/89
- 94 Leonard Thompson, Det., 10/19/81

* NFL Record

† Tied NFL Record

OPP'S INDIVIDUAL RECORDS

INTERCEPTIONS

Interceptions

- 3 Last: Reggie Sutton, NO, 10/18/87

Yards

- 167 Dick Jauron, Det., 11/18/73
121 Milt Davis, Balt., 11/17/57
115 Bernie Parrish, Clev., 12/11/60

Touchdowns

- 2[†] Bobby Franklin, Clev., 12/11/60

Long

- 102 Bob Smith, Det., 11/24/49
99 Rick Sanford, NE, 12/5/82
95 Dick Jauron, Det., 11/18/73

PUNTING

Punts

- 14 Dick Nesbitt, Chi. Cards, 11/30/33
11 Last: Rich Camarillo, NE, 9/15/85

Average

- 61.8* Bob Cifers, Det., 11/24/46
55.8 Sammy Baugh, Wash., 11/17/40
54.5 Tommy Davis, SF, 11/19/61

Long

- 84 Doug Russell, Chi. Cards, 9/11/38
79 Tommy Davis, SF, 11/19/61
75 Rich Camarillo, NE, 9/15/85
Harold Alexander, Atl., 10/3/93

PUNT RETURNS

Returns

- 7 Danny Reece, TB, 12/2/79
6 Last: Robbie Martin, Det., 9/12/82

Yards

- 122 Hugh McElhenny, SF, 10/19/52
118 Jon Arnett, LA Rams, 11/2/58
108 Al Dodd, Atl., 10/13/74

Fair catches

- 7 Lem Barney, Det., 11/21/76
5 Willie Wood, GB, 11/15/70
Vai Sikahema, Phil., 10/10/93

Long

- 95 Steve Odom, GB, 11/10/74
94 Hugh McElhenny, SF, 10/19/52
93 Veryl Switzer, GB, 11/7/54

KICKOFF RETURNS

Returns

- 7 Last: Darrin Nelson, Min., 11/25/84

Yards

- 202 Carver Shannon, LA Rams, 10/13/63
184 Al Carmichael, GB, 10/6/55
182 Buster Rhymes, Min., 9/19/85

Long

- 106* Al Carmichael, GB, 10/7/56
102 Ron Jessie, Det., 10/24/71
101 Bill Jefferson, Det., 11/23/41

LONGEST PLAYS AT SOLDIER FIELD

(Since Bears moved from Wrigley Field after the 1970 season)

RUN

- Bears — 80 Neal Anderson, vs. GB, 11/27/88
Opp. — 68 Keith Woodside, GB, 12/17/89

PASS

- Bears — 89 Vince Evans, vs. Min., 9/21/80
Opp. — 90 Tony Eason, NE, 9/15/85

CATCH

- Bears — 89 Rickey Watts, vs. Min., 9/21/80
Opp. — 90 Craig James, NE, 9/15/85

PUNT

- Bears — 87 Dave Finzer, vs. NO, 10/7/84
Opp. — 75 Harold Alexander, Atl, 10/3/93

PUNT RETURN

- Bears — 95 Johnny Bailey, vs. KC, 12/29/90
Opp. — 77 Lee Nelson, St. L., 12/16/79

KICKOFF RETURN

- Bears — 99 Willie Gault, vs. Wash, 9/29/85
Opp. — 97 Del Rodgers, GB, 12/9/84

INTERCEPTION RETURN

- Bears — 92 Todd Bell, vs. Det., 11/22/81
Opp. — 99 Rick Sanford, NE, 12/5/82

FIELD GOAL

- Bears — 55 Kevin Butler, vs. Min., 10/25/93
Opp. — 52 Fred Cox, vs. Min., 10/27/75

WON-LOST

WINNING PERCENTAGE

Highest, season

1.000[†] 1934 (13 games) 13-0
1942 (11 games) 11-0

Lowest, season

.071 1969 (14 games) 1-13

CONSECUTIVE GAMES

Won

17* 11/26/33—12/2/34
16 11/9/41—12/6/42

Without losing

24 11/9/41—11/14/43 (23-0-1)

Wins at home

17 11/24/32—10/20/35

Wins on the road

10 9/28/41—12/6/42

Lost

8 12/15/68—11/2/69; 9/25—11/2/78

Without winning

11 11/3/29—10/5/30 (0-9-2)

Losses at home

8 11/23/69—11/8/70

Losses on the road

16 11/12/73—11/30/75

SCORING

POINTS

Most, season

456 1985 (16 games)
409 1965 (14 games)
396 1941 (11 games)

Fewest, season

133 1933 (13 games)
141 1982 (9 games)
145 1931 (13 games)

Most, game

61 vs. SF, 12/12/65
vs. GB, 12/7/80

Most, first half

41 vs. Wash. (20, 21) 11/28/48

Most, second half

49 at Phil. (21, 28) 11/30/41

Most, first quarter

21 vs. Chi. Cards, 10/11/42; vs.
Wash. 11/9/80; vs. Clev. 9/7/86;
vs. Cin. 9/28/86

Most, second quarter

31 vs. Wash. 9/29/85

Most, third quarter

27 vs. Chi. Cards 9/5/37

Most, fourth quarter

28 vs. Phil. 11/30/41; vs. Min.
9/17/89

TOUCHDOWNS

Most, season

56 1941 (11 games)
54 1965 (14 games)

Fewest, season

16 1933 (13 games)
1982 (9 games)

Most, game

9 vs. SF, 12/12/65
vs. GB, 12/7/80

EXTRA POINTS MADE

Most, season

52 1965 (14 games)
51 1985 (16 games)
1948 (12 games)

Fewest, season

15 1933 (13 games)
1932 (14 games)
16 1982 (9 games)

Most, game

8 at NY, 11/14/43
at Wash., 10/26/47

Most, season (no misses)

51 1985 (16 games)

EXTRA POINTS MISSED

Most, season

11 1939 (11 games)
1941 (11 games)

Most, game

3 at Phil., 10/13/35
at NY, 11/8/36
at Pit., 10/2/39
vs. Chi. Cards., 10/12/41
vs. Clev., 11/9/41

FIELD GOALS MADE

Most, season

31 1985 (16 games)
28 1986 (16 games)
27 1993 (16 games)

Fewest, season

0[†] 1944 (10 games)
1947 (12 games)
Since 1961:
8 1969 (14 games)

TEAM RECORDS — OFFENSE

Most, game

5 vs. Det., 12/3/61
at Phil., 10/20/68

FIELD GOALS ATTEMPTED

Most, season

41 1986 (16 games)
38 1985 (16 games)
37 1990 (16 games)

Fewest, season

0 1944 (10 games)
Since 1961:
13 1974 (14 games)

Most, game

7 vs. GB, 11/17/63

SAFETIES

Most, season

3 1985 (16 games)
2 Last: 1986 (16 games)

Most, game

2 vs. Pit., 11/9/69

FIRST DOWNS

TOTAL

Most, season

343 1985 (16 games)
319 1987 (15 games)
317 1991 (16 games)

Fewest, season

114 1937 (11 games)
115 1933 (13 games)
Since 1961:
133 1982 (9 games)

Most, game

33 vs. GB, 12/7/80
30 at NY Yanks, 12/9/51
28 at Min., 11/11/91

Fewest, game

2 vs. GB, 12/10/33

RUSHING

Most, season

176 1985 (16 games)
166 1986 (16 games)
154 1983 (16 games)

Fewest, season

55 1970 (14 games)

Most, game

19 vs. GB, 11/6/55
at GB, 10/30/77

* NFL Record

† Tied NFL Record

Fewest, game

0 vs. Chi. Cards, 10/14/45
at Balt., 10/5/57

PASSING

Most, season

168 1991 (16 games)
157 1992 (16 games)
156 1987 (15 games)

Fewest, season

41 1940 (11 games)
48 1942 (11 games)
54 1972 (14 games)

Most, game

21 at Dal., 11/18/62

Fewest, game

0 vs. GB, 11/7/37
at GB, 9/28/41

BY PENALTY

Most, season

42* 1987 (15 games)
32 1963 (14 games)
1988 (16 games)
29 1991 (16 games)

Fewest, season

5 1939 (11 games)
Since 1961:
12 1972 (14 games)
1977 (14 games)

Most, game

9 at Clev., 11/25/51

NET YARDS

(Rushing and passing)

YARDS

Most, season

5,837 1985 (16 games)
5,830 1983 (16 games)
5,459 1986 (16 games)

Fewest, season

2,499 1982 (9 games)
2,641 1937 (11 games)
3,129 1973 (14 games)

Most, game

682 at NY Giants, 11/14/43
596 vs. Chi. Cards, 12/11/49
594 vs. GB, 12/7/80

Fewest, game

24 vs. Det., 11/22/81
66 at Den., 12/5/71
75 at Det., 10/28/62

TEAM RECORDS — OFFENSE

RUSHING

ATTEMPTS

Most, season

674	1984 (16 games)
634	1978 (16 games)

Fewest, season

275	1982 (9 games)
353	1954 (12 games)
	1970 (14 games)

Most, game

72*	vs. Brk., 10/20/35
-----	--------------------

Fewest, game

13	vs. GB, 11/22/92
14	vs. Min., 12/13/64
	at TB, 10/25/87

YARDS

Most, season

2,965	1984 (16 games)
2,847	1934 (13 games)

Fewest, season

988	1982 (9 games)
-----	----------------

Most, game

408	vs. Brk., 10/20/35
406	vs. GB, 11/6/55

Fewest, game

1	at LA Rams, 10/26/52
---	----------------------

AVERAGE

Highest, season

5.19	1934 (13 games)
4.75	1968 (14 games)

Lowest, season

3.08	1953 (12 games)
3.09	1970 (14 games)

Highest, game

13.75	at Cin., 9/30/34
-------	------------------

Lowest, game

0.03	at LA Rams, 10/26/52
------	----------------------

TOUCHDOWNS

Most, season

30	1941 (11 games)
----	-----------------

Fewest, season

3	1933 (13 games)
	1970 (14 games)

Most, game

6	vs. Det., 10/19/41
---	--------------------

PASSING

ATTEMPTS

Most, season

498	1991 (16 games)
494	1964 (14 games)
493	1987 (15 games)

Fewest, season

147	1937 (11 games)
	Since 1961:
205	1972 (14 games)

Most, game

59	at NY Giants, 10/23/49
58	at Wash., 10/25/64

Fewest, game

4	vs. Det., 10/15/67
---	--------------------

COMPLETIONS

Most, season

286	1991 (16 games)
282	1964 (14 games)
272	1987 (15 games)

Fewest, season

56	1937 (11 games)
	Since 1961:
78	1972 (14 games)

Most, game

34	at NY Giants, 10/23/49
33	at Wash., 10/25/64

Fewest, game

1	Last: at Phil., 12/10/72
---	--------------------------

COMPLETION PERCENTAGE

Highest, season

59.3	1993 (16 games), (230 of 388)
57.9	1984 (16 games), (226 of 390)

Lowest, season

29.7	1934 (13 games), (57 of 192)
------	------------------------------

Highest, game (10+)

83.3	vs. GB, 12/7/80, (20 of 24)
------	-----------------------------

Lowest, game (10+)

11.7	vs. Den., 12/12/76, (2 of 17)
------	-------------------------------

YARDS

(Net since 1952)

Most, season

3,120	1991 (16 games)
3,104	1954 (12 games)
3,103	1983 (16 games)

Fewest, season

955	1934 (13 games)
1,108	1972 (14 games)

Most, game

488	at NY Giants, 11/14/43
468	vs. Chi. Cards, 12/11/49

Fewest, game

-20	vs. Det., 11/22/81
-16	at Hou., 11/6/77

* NFL Record

† Tied NFL Record

AVERAGE GAIN

Highest, season

10.21 1941 (11 games)

Lowest, season

4.97 1943 (13 games)

5.02 1969 (14 games)

SACKED

Most, season

55 1969 (14 games)

53 1983 (16 games)

Fewest, season

20 1963 (14 games)

24 1986 (16 games)

1988 (16 games)

26 1991 (16 games)

Most, game

9 at Min., 11/2/69
at Den., 12/5/71
vs. Min., 10/25/93

YARDS LOST

Most, season

439 1969 (14 games)

Fewest, season

109 1947 (12 games)

153 1986 (16 games)

172 1991 (16 games)

Most, game

78 at Min., 11/2/69

70 at Den., 12/5/71

TOUCHDOWNS

Most, season

29 1947 (12 games)

Fewest, season

5 1950 (12 games)

Most, game

71 at NY Giants, 11/14/43

HAD INTERCEPTED

Most, season

35 1947 (12 games)

1954 (12 games)

Fewest, season

11 1941 (11 games)

1982 (9 games)

12 1945 (10 games)

1965 (14 games)

1990 (16 games)

Most, game

8 at Det., 9/22/68

7 vs. LA Rams, 10/9/49

at Balt., 10/2/60

at Clev., 12/22/60

Returned for TD, season

6* 1992

INTERCEPTION PERCENTAGE

Highest, season

14.95 1942 (11 games)

Lowest, season

2.79 1990 (16 games)

3.25 1988 (16 games)

3.32 1965 (14 games)

PUNTING

PUNTS

Most, season

114* 1981 (16 games)

100 1976 (14 games)

96 1978 (16 games)

Fewest, season

32 1941 (11 games)

38 1947 (12 games)

58 1965 (14 games)

Most, game

17 vs. GB, 10/22/33

14 vs. GB, 12/10/33

Fewest, game

0 vs. GB, 11/6/55

at NY, 11/28/65

vs. Det., 10/1/72

GROSS AVERAGE

Highest, season

46.5 1963 (14 games)

Lowest, season

35.7 1945 (10 games)

36.2 1983 (16 games)

Highest, game (4+ punts)

57.3 vs. LA Rams, 11/16/52

Lowest, game (4+)

25.0 at Card-Pitt., 12/3/44

PUNT RETURNS

RETURNS

Most, season

64 1984 (16 games)

60 1950 (12 games)

Fewest, season

19 1968 (14 games)

Most, game

11 vs. Chi. Cards, 10/8/50

TEAM RECORDS — OFFENSE

YARDS

Most, season

781 1948 (12 games)

Fewest, season

81 1968 (14 games)

Most, game

151 vs. Chi. Cards, 10/12/41

Fewest, game

-6 vs. Min., 12/19/65

AVERAGE

Highest, season

20.2 1941 (11 games)

Lowest, season

3.4 1957 (12 games)

TOUCHDOWNS

Most, season

2 1941 (11 games)

1987 (15 games)

Most, game

1 Last: vs. KC, 12/29/90

FAIR CATCHES

Most, season

28 1967 (14 games)

Fewest, season

3 1975 (14 games)

Most, game

6 at St. L., 10/31/66

vs. Min., 12/10/67

5 at Phil., 10/10/93

KICKOFF RETURNS

RETURNS

Most, season

74 1975 (14 games)

Fewest, season

20 1942 (11 games)

Most, game

10 at Chi. Cards, 11/27/55

9 at SF, 12/23/91

Fewest, game

0 Last: at Det., 11/25/93

YARDS

Most, season

1,644 1975 (14 games)

Fewest, season

424 1963 (14 games)

Most, game

304 vs. GB, 11/9/52

Fewest, game

0 Last: at Det., 11/25/93

AVERAGE

Highest, season

29.4* 1972 (14 games)

Lowest, season

16.3* 1963 (14 games)

1990 (16 games)

16.4 1983 (16 games)

TOUCHDOWNS

Most, season

4† 1970 (14 games)

3 1967 (14 games)

Most, game

2† at GB, 9/22/40

vs. GB, 11/9/52

PENALTIES

PENALTIES

Most, season

122 1948 (12 games)

Fewest, season

57 1955 (12 games)

58 1982 (9 games)

Most, game

22† at Phil., 11/26/44

Fewest, game

0† at Clev., 10/9/38

vs. Min., 10/23/72

at Det., 11/28/91

YARDS PENALIZED

Most, season

1,194 1968 (14 games)

Fewest, season

422 1982 (9 games)

498 1955 (12 games)

Most, game

170 at Phil., 11/26/44

Fewest, game

0† at Clev., 10/9/38

vs. Min., 10/23/72

at Det., 11/28/91

* NFL Record

† Tied NFL Record

TURNOVERS

TURNOVERS

Most, season

58 1947 (12 games)

Fewest, season

19 1982 (9 games)

Most, game

10 at Det., 9/22/68

SCORING

POINTS ALLOWED

Most, season

379 1964 (14 games)

1975 (14 games)

Fewest, season

44* 1932 (14 games)

187 1986 (16 games)

Most, game

53 at Chi. Cards, 11/27/55

Most, first half

34 at Balt. (27, 7), 10/4/58

Most, second half

35 at GB (21, 14), 9/30/62

Most, first quarter

27 at Balt., 10/4/58

Most, second quarter

24 at SF, 9/19/65

Most, third quarter

24 at Dal., 12/27/92

21 vs. GB, 9/30/62; at SF, 9/19/65;
vs. GB, 12/14/69; at Det.,
10/5/70; at Atl., 10/14/73; at Sea.,
9/23/84

Most, fourth quarter

28 at LA Rams, 10/26/52; vs. GB,
11/6/55; at SF, 12/23/91

TOUCHDOWNS ALLOWED

Most, season

48 1975 (14 games)

Fewest, season

6† 1932 (14 games)

Most, game

7 Last: at SF, 9/19/65

EXTRA POINTS ALLOWED

Most, season

47 1975 (14 games)

Fewest, season

4 1932 (14 games)

Most, game

7 at GB, 9/30/62
at Balt., 9/27/64
at SF, 9/19/65
at SF, 12/23/91

OPP.'S EXTRA POINTS MISSED

Most, season

6 1955 (12 games)

Most, game

3 vs. Clev., 11/24/40

FIELD GOALS ALLOWED

Most, season

26 1989 (16 games)

1993 (16 games)

25 1973 (14 games)

22 1990 (16 games)

1991 (16 games)

Fewest, season

0† 1932 (14 games)

1942 (11 games)

Most, game

5 vs. Wash., 11/14/71

vs. Min., 9/23/73

vs. KC, 12/29/90

FIELD GOAL ATTEMPTS ALLOWED

Most, season

41 1971 (14 games)

Fewest, season

2 1942 (11 games)

17 1963 (14 games)

Most, game

7 vs. Dal., 11/24/68

OPPONENTS' SAFETIES

Most, season

2 Last: 1988 (16 games)

Most, game

1 Last: at TB, 11/20/88

FIRST DOWNS

TOTAL ALLOWED

Most, season

332 1989 (16 games)

290 1981 (16 games)

1993 (16 games)

286 1983 (16 games)

Fewest, season

98 1942 (11 games)

166 1982 (9 games)

TEAM RECORDS — DEFENSE

Most, game

35	at Wash., 11/26/89
30	at LA Rams, 10/24/54
	at SF, 12/23/91
29	vs. GB, 12/5/93

Fewest, game

3	at Clev., 10/9/38
	at Det., 11/23/41
5	at GB, 10/17/91
6	vs. Sea., 9/9/90

RUSHING ALLOWED

Most, season

138	1973 (14 games)
-----	-----------------

Fewest, season

35*	1942 (11 games)
53	1982 (9 games)

Most, game

19	at Min., 10/17/65
	vs. Den., 12/12/76

Fewest, game

0†	at Clev., 10/10/37
	at Chi. Cards, 12/6/42
	at Det., 10/28/45
	at TB, 10/6/85
	vs. Buf., 10/2/88

PASSING ALLOWED

Most, season

191	1989 (16 games)
163	1993 (16 games)
158	1987 (15 games)
	1988 (16 games)

Fewest, season

33*	1943 (10 games)
-----	-----------------

Most, game

22	at Min., 9/19/85
21	at LA Rams, 12/26/82
	at Wash., 11/26/89
20	at SF, 12/23/91
	at GB, 12/5/93

Fewest, game

0†	Last: vs. Atl., 11/24/85
----	--------------------------

BY PENALTY

Most, season

36	1968 (14 games)
----	-----------------

Fewest, season

10	1953 (12 games)
	Since 1961:
18	1963 (14 games)
	1970 (14 games)
	1971 (14 games)
	1976 (14 games)

Most, game

7	at Phil., 11/26/44
---	--------------------

NET YARDS

(Rushing & passing)

YARDS ALLOWED

Most, season

5,729	1989 (16 games)
5,394	1981 (16 games)

Fewest, season

1,703	1942 (11 games)
3,176	1963 (14 games)

Most, game

583	at LA Rams, 12/26/82
557	at LA Rams, 10/24/54
550	at Clev., 11/25/61

Fewest, game

33	vs. Phil., 10/25/42
54	at Pit., 10/2/39

RUSHING

ATTEMPTS ALLOWED

Most, season

564	1978 (16 games)
-----	-----------------

Fewest, season

294	1942 (11 games)
359	1985 (16 games)

Most, game

59	vs. Den., 12/12/76
----	--------------------

Fewest, game

10	vs. Mia., 9/4/88
	vs. Buf., 10/2/88
11	vs. GB, 11/27/88
12	vs. Det., 11/22/87

YARDS ALLOWED

Most, season

2,509	1973 (14 games)
-------	-----------------

Fewest, season

519*	1942 (11 games)
------	-----------------

Most, game

393	at Det., 11/26/36
356	vs. Den., 12/12/76

Fewest, game

-36	vs. Phil., 11/19/39
-17	at Chi. Cards, 12/6/42

AVERAGE ALLOWED

Highest, season

5.28	1955 (12 games)
------	-----------------

Lowest, season

1.77	1942 (11 games)
------	-----------------

Highest, game

8.03 at Clev., 11/25/51

Lowest, game

-0.89 at Chi. Cards, 12/6/42

TOUCHDOWNS ALLOWED

Most, season

25 1975 (14 games)

Fewest, season

3 1932 (14 games)

1942 (11 games)

4 1986 (16 games)

5 1987 (15 games)

1988 (16 games)

Most, game

6 at Chi. Cards, 11/28/29

5 at GB, 9/30/62

vs. GB, 11/4/62

PASSING

ATTEMPTS ALLOWED

Most, season

554 1989 (16 games)

545 1988 (16 games)

Fewest, season

187 1933 (13 games)

296 1969 (14 games)

Most, game

62 vs. Phil., 10/2/89

57 at Det., 10/9/88

54 vs. GB, 12/5/93

Fewest, game

3 vs. NY, 11/17/35

at Det., 11/28/35

COMPLETIONS ALLOWED

Most, season

307 1989 (16 games)

306 1993 (16 games)

261 1992 (16 games)

Fewest, season

59 1935 (12 games)

150 1969 (14 games)

Most, game

36 vs. GB, 12/5/93

32 vs. Phil., 10/2/89

30 at LA Rams, 12/26/82

at Wash., 11/26/89

Fewest, game

0† vs. Chi. Cards, 10/15/33

at Bos., 11/5/33

at GB, 9/25/49

OPPONENTS' COMPLETION PCT.

Highest, season

60.7 1993 (16 games)

59.1 1970 (14 games)

59.0 1992 (16 games)

Lowest, season

30.4 1935 (12 games)

Highest, game (10+ attempts)

86.7 at Balt., 9/27/64

Lowest, game (10+)

0.0 at GB, 9/25/49

YARDS ALLOWED

(Net Since 1952)

Most, season

3,832 1989 (16 games)

3,290 1992 (16 games)

3,248 1981 (16 games)

Fewest, season

691 1933 (13 games)

1,674 1973 (14 games)

Most, game

509 at LA Rams, 12/26/82

411 at Wash., 10/26/47

at Min., 9/19/85

402 vs. GB, 12/5/93

Fewest, game

-22 vs. Atl., 11/24/85

-12 at GB, 11/4/73

AVERAGE GAIN ALLOWED

Highest, season

8.69 1968 (14 games)

Lowest, season

3.57 1934 (13 games)

SACKS

(since 1972)

Most, season

72 1984 (16 games)

70 1987 (15 games)

64 1985 (16 games)

Fewest, season

23 1972 (14 games)

Most, game

12 at Det., 12/16/84

11 at Phil., 10/4/87

vs. Min., 10/28/84

9 Last: at LA Raid., 12/27/87

* NFL Record

† Tied NFL Record

TEAM RECORDS — DEFENSE

YARDS LOST

Most, season

583	1984 (16 games)
503	1986 (16 games)
484	1987 (15 games)

Fewest, season

154	1953 (12 games)
-----	-----------------

Most, game

114	vs. Min., 12/17/61
107	vs. Det., 11/20/60

TD PASSES ALLOWED

Most, season

27	1961 (14 games)
	1964 (14 games)

Fewest, season

2	1934 (13 games)
3	1932 (14 games)
	1936 (12 games)
7	1977 (14 games)

Most, game

5	at Pit., 9/28/80
	vs. SF, 11/19/82
	at Min., 11/28/82
4	Last: at SF, 12/23/91

OPPONENTS' INTERCEPTION PCT.

Highest, season

19.07	1935 (12 games)
-------	-----------------

Lowest, season

2.73	1964 (14 games)
------	-----------------

INTERCEPTIONS

INTERCEPTIONS

Most, season

37	1935 (12 games)
36	1963 (14 games)
31	1990 (16 games)

Fewest, season

10	1960 (12 games)
	1964 (14 games)

Most, game

7	at GB, 9/22/40
	at Det., 11/22/42
	at Chi. Cards, 12/5/54
	vs. St. L., 11/19/67

YARDS RETURNED

Most, season

585	1941 (11 games)
537	1963 (14 games)

Fewest, season

69	1987 (15 games)
99	1982 (9 games)
107	1945 (10 games)

Most, game

149	vs. LA Rams, 10/11/64
-----	-----------------------

TOUCHDOWNS

Most, season

4	1939 (11 games)
	1950 (12 games)
	1963 (14 games)
	1985 (16 games)

Most, game

2	Last: vs. GB, 12/5/93
---	-----------------------

PUNTING

PUNTS ALLOWED

Most, season

100	1984 (16 games)
99	1983 (16 games)
98	1981 (16 games)

Fewest, season

42	1945 (10 games)
	Since 1961:
49	1982 (9 games)
62	1964 (14 games)
	1972 (14 games)

Most, game

16	vs. Chi. Cards, 11/30/33
15	vs. NY Giants, 11/17/35

Fewest, game

0†	at Det., 12/2/56
	at GB, 9/24/67
	at Mia., 9/23/79
	vs. GB, 12/17/89

GROSS AVERAGE ALLOWED

Highest, season

46.6	1964 (14 games)
------	-----------------

Lowest, season

36.3	1976 (14 games)
------	-----------------

Highest, game (4+ punts)

61.8	vs. Det., 11/24/46
54.5	at SF, 11/19/61

Lowest, game (4+)

25.5	at Pit., 11/30/58
------	-------------------

PUNT RETURNS

RETURNS ALLOWED

Most, season

65 1981 (16 games)

Fewest, season

17 1993 (16 games)

20 1941 (11 games)

Most, game

9 at Chi. Cards, 11/29/59

YARDS ALLOWED

Most, season

633 1974 (14 games)

Fewest, season

106 1969 (14 games)

115 1993 (16 games)

Most, game

147 vs. GB, 11/8/59

AVERAGE RETURN ALLOWED

Highest, season

17.0 1941 (11 games)

Lowest, season

3.8 1969 (14 games)

5.2 1993 (16 games)

TOUCHDOWNS ALLOWED

Most, season

2 1933 (13 games)

1941 (11 games)

1947 (12 games)

1952 (12 games)

1954 (12 games)

Most, game

1 Last: at SF, 12/14/87

FAIR CATCHES FORCED

Most, season

38 1993 (16 games)

26 1972 (14 games)

1973 (14 games)

Fewest, season

5 1989 (16 games)

6 1990 (16 games)

7 1980 (16 games)

1982 (9 games)

1987 (15 games)

Most, game

7 vs. Det., 11/21/76

6 at GB, 12/16/73

* NFL Record

† Tied NFL Record

KICKOFF RETURNS

RETURNS ALLOWED

Most, season

78 1985 (16 games)

73 1990 (16 games)

72 1965 (14 games)

Fewest, season

30 1982 (9 games)

32 1971 (14 games)

Most, game

10 vs. Det., 9/24/89

9 at Bos., 11/21/48

vs. Balt., 10/21/56

vs. TB, 9/25/93

Fewest, game

0† Last: vs. GB, 12/16/73

YARDS ALLOWED

Most, season

1,827 1985 (16 games)

1,583 1965 (14 games)

1,494 1990 (16 games)

Fewest, season

435 1940 (11 games)

537 1982 (9 games)

700 1945 (10 games)

1974 (14 games)

Most, game

275 at Det., 9/24/89

254 at LA Rams, 10/13/63

AVERAGE ALLOWED

Highest, season

27.8 1960 (12 games)

Lowest, season

16.0 1946 (11 games)

17.3 1993 (16 games)

17.5 1947 (12 games)

TOUCHDOWNS ALLOWED

Most, season

1 Last: 1984

Most, game

1 Last: vs. GB, 12/9/84

FUMBLES

FUMBLES

Most, season

56[†] 1938 (11 games)

Fewest, season

16 1963 (14 games)

1982 (9 games)

Most, game

8 at Chi. Cards, 9/11/38

TOTAL RECOVERED

Most, season

51 1938 (11 games)

Fewest, season

13 1982 (9 games)

15 1943 (10 games)

Most, game

8 vs. Clev., 11/24/40
at Balt., 12/5/65
at NY Giants, 12/18/77

OWN RECOVERED

Most, season

37* 1938 (11 games)

19 1942 (11 games)

Fewest, season

5 1955 (12 games)

1963 (14 games)

Most, game

7 at Chi. Cards, 9/11/38
at NY Giants, 12/18/77

OPPONENTS' FUMBLES

Most, season

44 1952 (12 games)

Fewest, season

13 1960 (12 games)

Most, game

7 Last: at LA Rams, 9/16/66

OPPONENTS' RECOVERED

Most, season

26 1952 (12 games)

24 1962 (14 games)

1965 (14 games)

Fewest, season

6 1943 (10 games)

1945 (10 games)

7 1982 (9 games)

Most, game

5 Last: at Den., 9/30/73

FUMBLES LOST

Most, season

26 1973 (14 games)

Fewest, season

8 1978 (16 games)

1979 (16 games)

1982 (9 games)

10 1956 (12 games)

1960 (12 games)

Most, game

5 Last: vs. Dal., 9/16/73

TOUCHDOWNS

Most, season

5 1942 (11 games)

Most, game

2 vs. Wash., 11/28/48

PENALTIES

OPPONENTS' PENALTIES

Most, season

129 1980 (16 games)

Fewest, season

34 1942 (11 games)

43 1941 (11 games)

Since 1961:

52 1982 (9 games)

Most, game

21 at Clev., 11/25/51

Fewest, game

0[†] Last: vs. Den., 12/18/93

OPPONENTS' YARDS PENALIZED

Most, season

1,109 1980 (16 games)

Fewest, season

110 1937 (11 games)

Most, game

209 at Clev., 11/25/51

Fewest, game

0[†] Last: vs. Den., 12/18/93

TURNOVERS

TURNOVERS

Most, season

54 1954 (12 games)

1963 (14 games)

1985 (16 games)

Fewest, season

17[†] 1982 (9 games)

Most, game

12 at Det., 11/22/42

* NFL Record

† Tied NFL Record

CAREER COACHING RECORDS

	Years	Overall W-L-T (Pct.)	Regular W-L-T	Post-season W-L-T
1 George Halas	1920-29;33-42*; 46-55; 58-67	324-151-31 (.681)	318-148-31	6-3-0
2 Mike Ditka	1982-92	112-68-0 (.622)	106-62-0	6-6-0
3 Neill Armstrong	1978-81	30-35-0 (.462)	30-34-0	0-1-0
4 Ralph Jones	1930-32	24-10-7 (.706)	23-10-7	1-0-0
5 Heartley (Hunk) Anderson/ Luke Johnsos (co-coaches)	1942-45	24-12-2 (.657)	23-11-2	1-1-0
6 Jack Pardee	1975-77	20-23-0 (.465)	20-22-0	0-1-0
Jim Dooley	1968-71	20-36-0 (.357)	20-36-0	None
7 John Driscoll	1956-57	14-10-1 (.583)	14-9-1	0-1-0
9 Abe Gibron	1972-74	11-30-1 (.268)	11-30-1	None
10 Dave Wannstedt	1993	7- 9-0 (.438)	7-9-0	None
TOTALS	1920-93	586-384-42 (.607)	572-371-42	14-13

CAREER SCORING

	Years	Ru	Rec	Ret	PAT	FG	Pts
1 Kevin Butler (k)	1985-93	0	0	0	318/328	199/273	915
2 Walter Payton (hb)	1975-87	110	15	0	0	0	750
3 Bob Thomas (k)	1975-84	0	0	0	245/268	128/205	629
4 George Blanda (k-qb)	1949-58	5	0	0	247/250	88/201	541
5 Mac Percival (k)	1967-73	0	0	0	159/162	99/182	456
6 Neal Anderson (rb)	1986-93	51	20	0	0	0	426
7 Roger Leclerc (k)	1960-66	0	0	0	152/158	75/146	377
8 Jack Manders (fb-lb-hb-db-k)	1933-40	11	6	2	133/*	40/*	367
9 Rick Casares (fb)	1955-64	49	10	0	0	0	354
10 Gale Sayers (rb)	1965-71	39	9	8	0	0	336
11 Ken Kavanaugh (e)	1940-41; 45-50	0	50	2	1/1	0	313
12 Johnny Lujack (qb-k)	1948-51	21	0	0	130/136	4/9	268
13 Harlon Hill (e)	1954-61	0	40	0	0	0	240
14 George McAfee (hb-db)	1940-41; 45-50	22	11	6	0	0	234
15 Ray (Scooter) McLean (hb-db)	1940-47	6	21	3	45/54	0/1	225
16 Willie Galimore (rb)	1957-63	26	10	1	0	0	222
Johnny Morris (rb-wr)	1958-67	5	31	1	0	0	222
18 Mike Ditka (te)	1961-66	0	34	2	0	0	216
19 Hugh Gallarneau (hb)	1941-42; 45-47	26	7	2	0	0	210
Dick Gordon (wr)	1965-71	0	35	0	0	0	210

* figures not available

CAREER INTERCEPTIONS

	Years	Int	Yards	Avg	TD
1 Gary Fencik (s)	1976-87	38	483	12.7	1
2 Richie Petitbon (s)	1959-68	37	643	17.4	3
3 Bennie McRae (cb)	1962-70	27	485	18.0	4
4 Dave Whitsell (cb)	1961-66	26	397	15.3	2
5 George McAfee (db)	1940-41; 45-50	25	350	14.0	1
6 JC Caroline (db)	1956-65	24	405	16.9	2
Doug Buffone (lb)	1966-79	24	211	8.8	0
8 Roosevelt Taylor (s)	1961-69	23	414	18.0	3
9 Allan Ellis (cb)	1973-77; 79-80	22	185	8.4	1
Dick Butkus (lb)	1965-73	22	166	7.5	0

CAREER RUSHING

	Years	Att	Yards	Avg	TD
1 Walter Payton (hb)	1975-87	3,838	16,726	4.4	110
2 Neal Anderson (rb)	1986-93	1,515	6,166	4.1	51
3 Rick Casares (fb)	1955-64	1,386	5,675	4.1	49
4 Gale Sayers (hb)	1965-71	991	4,956	5.0	39
5 Roland Harper (rb)	1975-82	757	3,044	4.0	15
6 Willie Galimore (hb)	1957-63	670	2,985	4.5	26
7 Matt Suhey (fb)	1980-89	829	2,946	3.6	20
8 Ronnie Bull (hb-fb)	1962-70	787	2,871	3.7	9
9 Bronko Nagurski (fb)	1930-37; 43	633	2,778	4.4	18
10 Bobby Douglass (qb)	1969-75	373	2,470	6.6	20
11 Ray Noling (hb)	1936-43	508	2,285	4.5	0
12 George Gulyanics (hb)	1947-52	609	2,081	4.1	19
13 Brad Muster (fb)	1988-92	455	2,014	4.4	20
14 Gary Famiglietti (fb-hb)	1938-45	505	1,927	3.8	20
15 Beattie Feathers (hb)	1934-47	320	1,846	5.8	14
16 Bill Osmanski (fb)	1939-43; 46-47	368	1,753	4.8	20
17 George McAfee (hb)	1940-41; 45-50	341	1,685	4.9	22
18 Jack Manders (fb-hb)	1933-40	451	1,586	3.4	11
19 Hugh Gallarneau (hb)	1941-42; 45-47	343	1,421	4.1	26
20 John Hoffman (fb-hb)	1949-56	317	1,366	4.3	7

CAREER PASSING

(400+ Attempts)

	Years	Att	Cmp	Cmp%	Yards	Y/Att	TD	TD%	Int	Int%	Rate
1 Jim McMahon	1982-88	1,513	874	57.8	11,203	7.37	67	4.4	56	3.7	80.4
2 Sid Luckman	1939-50	1,744	904	51.8	14,686	8.42	137	7.9	132	7.6	75.0
3 Jim Harbaugh	1987-93	1,759	1,023	58.1	11,567	6.58	50	2.8	56	3.2	74.2
4 Bill Wade	1961-66	1,407	767	54.5	9,958	7.08	68	4.8	66	4.7	73.4
5 Rudy Bukich	1958-59; 62-68	878	474	54.0	6,254	7.12	46	5.2	45	5.1	72.8
6 Johnny Lujack	1948-51	808	404	50.0	6,295	7.79	41	5.1	54	6.7	65.3
7 Mike Tomczak	1985-90	915	454	49.6	6,247	6.83	33	3.6	47	5.1	62.5
8 Ed Brown	1954-61	1,246	607	48.7	9,698	7.78	63	5.1	88	7.1	62.5
9 Mike Phipps	1977-81	482	253	52.5	2,806	5.82	15	3.1	27	5.6	57.1
Bernie Masterson	1934-40	409	156	38.1	3,366	8.23	34	8.3	38	9.3	57.1
11 Jack Concannon	1967-71	951	486	51.1	5,222	5.49	31	3.3	52	5.5	55.6
12 Bob Avellini	1975-82	1,057	530	50.1	6,823	6.46	33	3.1	66	6.2	55.3
13 Vince Evans	1977-82	808	388	48.0	5,064	6.27	26	3.2	46	5.7	55.1
14 George Blanda	1949-58	988	445	45.0	5,936	6.01	48	4.9	70	7.1	51.4
15 Gary Huff	1973-76	614	310	50.5	3,271	6.33	12	2.0	34	5.5	50.1

CAREER SACKS

	Years	Sacks
1 Richard Dent	1983-93	124.5
2 Steve McMichael	1981-93	92.5
3 Dan Hampton	1979-90	82.0
4 Jim Osborne	1972-84	81.5
5 Mike Hartenstine	1975-86	55.5

CAREER FGs

	Years	FG	FGA	Pct.
1 Kevin Butler	1985-93	199	273	72.8
2 Bob Thomas	1975-84	128	205	62.4
3 Mac Percival	1967-73	99	182	54.4
4 George Blanda	1949-58	88	201	43.8
5 Roger Leclerc	1960-66	75	146	51.4

CAREER RECEIVING

YARDS

	Years	Yards	Catches	Avg	TD
1 Johnny Morris (wr)	1958-67	5,059	356	14.2	31
2 Harlon Hill (wr)	1954-61	4,616	226	20.4	40
3 Walter Payton (rb)	1975-87	4,538	492	9.2	15
4 Mike Ditka (te)	1961-66	4,503	316	14.3	34
5 Willie Gault (wr)	1983-87	3,650	184	19.8	27
6 Ken Kavanaugh (e)	1940-41; 45-50	3,626	162	22.4	50
7 Dick Gordon (wr)	1965-71	3,550	238	14.9	35
8 James Scott (wr)	1976-80; 82	3,202	177	18.1	20
9 Jim Dooley (wr)	1952-54; 56-57; 59-62	3,172	211	15.0	16
10 Jim Keane (e)	1946-51	3,031	206	14.7	23
11 Wendell Davis (wr)	1988-93	3,000	207	14.5	14
12 Bill McColl (e)	1952-59	2,815	201	14.0	25
13 Neal Anderson (rb)	1986-93	2,763	302	9.1	20
14 Dennis McKinnon (wr)	1983-89	2,753	182	15.1	21
15 Emery Moorehead (te)	1981-88	2,730	200	13.7	14
16 Ray (Scooter) McLean (rb)	1940-47	2,232	103	21.7	21
17 Matt Suhey (rb)	1980-89	2,109	259	8.1	5
18 Dennis Gentry (wr)	1982-92	2,076	171	12.1	7
19 Brian Baschnagel (wr)	1976-84	2,024	134	15.1	9
20 Ron Morris (wr)	1987-92	1,991	121	16.5	9
21 George Farmer (wr)	1970-75	1,909	113	16.9	10
22 Gene Schroeder (e)	1951-52; 54-57	1,870	104	18.0	13
23 John Hoffman (e)	1949-56	1,870	136	13.8	9
24 Tom Waddle (wr)	1989-93	1,865	148	12.6	8
25 Brad Muster (fb)	1988-92	1,623	169	9.6	7

CATCHES

	Years	Catches	Yards	Avg	TD
1 Walter Payton (rb)	1975-87	492	4,538	9.2	15
2 Johnny Morris (wr)	1958-67	356	5,059	14.2	31
3 Mike Ditka (te)	1961-66	316	4,503	14.3	34
4 Neal Anderson (rb)	1986-93	302	2,763	9.1	20
5 Matt Suhey (fb)	1980-89	259	2,109	8.1	5
6 Dick Gordon (wr)	1965-71	238	3,550	14.9	35
7 Harlon Hill (e)	1954-61	226	4,616	20.4	40
8 Jim Dooley (wr)	1952-54; 56-57; 59-62	211	3,172	15.0	16
9 Wendell Davis (wr)	1988-93	207	3,000	14.5	14
10 Jim Keane (e)	1946-51	206	3,031	14.7	23
11 Bill McColl (e)	1952-59	201	2,815	14.0	25
12 Emery Moorehead (te)	1981-88	200	2,730	13.7	14
13 Willie Gault (wr)	1983-87	184	3,650	19.8	27
14 Dennis McKinnon (wr)	1983-89	182	2,753	15.1	21
Rick Casares (fb)	1955-64	182	1,538	8.5	10
16 James Scott (wr)	1976-80; 82	177	3,202	18.1	20
17 Dennis Gentry (wr)	1982-92	171	2,076	12.1	7
18 Brad Muster (fb)	1988-92	169	1,623	9.6	7
19 Ronnie Bull (hb-fb)	1962-70	163	1,404	8.6	4
20 Ken Kavanaugh (e)	1940-41; 45-50	162	3,626	22.4	50
21 Tom Waddle (wr)	1989-93	148	1,865	12.6	8
22 John Hoffman (e)	1949-56	136	1,870	13.8	9
23 Brian Baschnagel (wr)	1976-84	134	2,024	15.1	9
24 Roland Harper (rb)	1975-78; 80-82	128	1,013	7.9	3
25 Ron Morris (wr)	1987-92	121	1,991	16.5	9

CAREER KICKOFF RETURNS

(25+ Returns)

		Years	Returns	Yards	Avg	TD
1	Dennis Gentry	1982-92	192	4,353	22.7	3
2	Gale Sayers	1965-71	91	2,781	30.6	6
3	Cecil Turner	1968-73	108	2,616	24.2	4
4	Ron Smith	1965; 70-72	85	2,263	26.6	1
5	Brian Baschnagel	1976-83	89	2,104	23.6	0
6	Charlie Bivins	1960-65	62	1,531	24.7	0
7	Dick Gordon	1965-71	58	1,362	23.5	0
8	Johnny Morris	1958-67	54	1,267	23.5	0
9	Willie Galimore	1957-63	43	1,100	25.6	1
10	Ron Drzewiecki	1955, 57	38	906	23.8	0
11	Willie Gault	1983-86	37	885	23.9	1
12	Lenny Walterscheid	1977-82	34	833	24.5	0
13	Ike Hill	1973-74	27	637	23.6	1
14	Roosevelt Taylor	1961-69	25	598	23.9	0
15	Darren Lewis	1991-93	25	524	20.1	1

CAREER PUNT RETURNS

(25+ Returns)

		Years	Returns	Yards	Avg	TD
1	George McAfee	1940-41; 45-50	112	1,431	12.8	2
2	Dennis McKinnon	1983-89	127	1,171	9.2	3
3	Jeff Fisher	1981-84	123	1,137	9.2	1
4	Johnny Morris	1958-67	104	893	8.6	1
5	Steve Schubert	1975-79	103	866	8.4	3
6	Virgil Livers	1975-79	86	738	8.6	0
7	Johnny Bailey	1990-91	72	680	9.4	1
8	JR Boone	1948-51	56	635	11.3	0
9	Ray (Scooter) McLean	1940-47	42	622	14.8	3
10	Lew Barnes	1986	59	482	8.5	0
11	Lenny Walterscheid	1977-82	57	424	7.4	0
12	Gale Sayers	1965-71	27	391	14.5	2
13	Jon Arnett	1964-66	45	298	6.6	0
14	Terry Obee	1993	35	289	8.3	0
15	Wilford White	1951-52	37	248	6.7	0

CAREER PUNTING

(75+ Punts)

		Years	Punts	Yards	Gross Avg
1	George Gulyanics	1947-52	113	5,032	44.5
2	Bobby Joe Green	1962-73	833	35,057	42.1
3	Fred (Curley) Morrison	1950-53	243	10,170	41.9
4	Bryan Wagner	1987-88	115	4,743	41.2
5	Maury Buford	1985-86; 89-91	354	14,491	40.9
6	Chris Gardocki	1991-93	159	6,473	40.7
7	Ed Brown	1954-61	343	13,912	40.6
8	Dave Finzer	1984	83	3,328	40.1
9	Edmund (Zeke) Bratkowski	1954; 57-60; 72	76	3,023	39.8
10	Bob Parsons	1972-83	884	34,180	38.7

BEARS HISTORICAL HIGHLIGHTS

1920s

- 9/17/20**—George Halas representing the Decatur Staleys meets with representatives of 12 other clubs at Ralph Hay's Hupmobile showroom in Canton, Ohio, forming the American Professional Football Association — which later became the NFL. Membership is set at \$100.
- 1920**—The Staleys shutout 10 of their 13 foes, lose only to the Chicago Cardinals (7-6 at Normal Park) and post a 10-1-2 record. Each player is paid \$1,900 for the season.
- 1921**—Decatur Staleys become Chicago Staleys, play in Wrigley Field, and win the APFA title with 9-1-1 record. A. E. Staley gives Halas the club with \$5,000 to keep the Staleys name for the year. Halas makes Dutch Sternaman his partner.
- 1/28/22**—Franchise renamed Chicago Bears.
- 11/27/22**—First Chicago player deal: Bears buy tackle Ed Healey's contract from the Rock Island Independents for \$100—twice the going rate for a franchise that season.
- 11/22/25**—Harold "Red" Grange signs with Bears and pro football leaves its cradle. His agent C.C. (Cash & Carry) Pyle negotiates a \$100,000 deal with the Bears.
- 11/26/25**—Halas takes the Bears and Grange on a 16-game coast-to-coast tour that sees the club play 16 games from Nov. 26 through Jan. 31 interrupted only by a two-week rest. The Bears post a 11-4-1 record on the trip.
- 11/26/25**—Grange's first game—36,000 see Bears and Cardinals go 0-0 in Wrigley Field with Grange held to 36 yards.
- 1/16/26**—Grange gets two TDs as the Bears impress 75,000 in the LA Coliseum beating the LA Tigers 17-7.
- 3/1/26**—Bears open offices at 111 W. Washington.

1930s

- 1930**—After a 4-8-2 1929 season, George Halas replaces himself as head coach with Ralph Jones. Jones posts a 24-10-7 record during his three seasons.
- 12/15/30**—Bears and Cardinals play football's first indoor game on an 80-yard field in Chicago Stadium. The exhibition aids unemployment; Bears win 9-7 before 10,000 fans.
- 11/16/31**—New Yorkers (including Gov. Alfred E. Smith and Mayor Jimmy Walker) in field boxes at \$100 a seat watch Bears top Giants at Polo Grounds 12-6.

- 12/18/32**—Bronko Nagurski hits Red Grange with a two-yard TD pass and the Bears top the Portsmouth Spartans 9-0 for the NFL championship. The game was played before 11,198 indoors at Chicago Stadium on an 80-yard field.
- 1932**—Franchise loses \$18,000 prompting Dutch Sternaman to unload his half of the Bears to George Halas.
- 1933**—George Halas returns as head coach and takes club out of town for training camp for the first time. University of Notre Dame is the host.
- 11/5/33**—Boston Redskins beat Bears, 10-0, ending Chicago's 16-game unbeaten string.
- 12/17/33**—Bears use rookie Jack Manders' accurate kicking for 11 points and defeat the Giants 23-21 in the NFL's first championship game.
- 1934**—Halas University, the Bears alumni association begins. Annually, Bear veterans return during season for Homecoming Weekend.
- 1934**—Bears hold training camp at Lane Tech High in the city.
- 8/31/34**—A classic is born as 79,432 watch the NFL champion Bears held to a scoreless tie by the first College All-Star team in a game sponsored by *Chicago Tribune* Charities at Soldier Field.
- 12/2/34**—Rookie Beattie Feathers becomes first pro to rush for 1,000 yards (1,004) leading the NFL.
- 12/9/34**—Undefeated Bears slip before Giants in NFL title tilt at Polo Grounds 30-13 before 35,059. With Chicago leading 10-3 at the half, NY dons basketball sneakers and scores 27 points.
- 1935**—Training camp is conducted at St. John's Military Academy in Delafield, Wisconsin.
- 1936**—Joe Stydahar, tackle, West Virginia, is the first Bear draft pick.
- 12/12/37**—Bears win Western Division title but lose NFL Championship 28-21 to Redskins at Wrigley Field. Sammy Baugh hits 18 of 33 for 335 yards and three TDs. Jack Manders scores 15 of the Bears points. A Chicago player's share is \$127.78.

1940s

- 12/8/40**—Ten Bears tally TDs as Chicago rips Washington 73-0 for the NFL title before 36,034 in D.C. The rout signals the beginning of pro football's modern era with the formal unveiling of the T-formation. Each player receives \$873.

BEARS HISTORICAL HIGHLIGHTS

1941—*Bear Down Chicago Bears*, the Bears new fight song, is published.

12/14/41—Bears and Packers agree their playoff game should be played to a "sudden-death" finish in event of tie. NFL adopts plan 1/24/42.

12/13/42—George Halas departs for the US Navy prior to the NFL title game which Chicago loses 14-6 in Washington. Bears score on Lee Artoe's 50-yard fumble return.

1943—Hunk Anderson and Luke Johnsos co-coach the wartime Bears for the next three seasons, compiling a 15-11-2 record.

11/14/43—Sid Luckman becomes the first pro to pass for over 400 yards in a game. He hits the Giants with 433 yards and seven TDs.

12/26/43—The Bears blast Washington 41-21 in Wrigley Field for the NFL title before 34,320 fans. Sid Luckman throws five TD passes (2 each to Harry Clark and Dante Magnini). Bronko Nagurski scores his last Bear TD, a 3-yard run.

12/15/46—With George Halas around for the full season, the Bears whip the Giants 24-14 before a record NFL title crowd of 58,346 in the Polo Grounds. After opening with a 21-yard TD pass to Ken Kavanaugh, Sid Luckman gets the winning score on a 19-yard bootleg.

1948—Bears make the first trade for a draft choice then select QB Bobby Layne.

12/11/49—Johnny Lujack sets NFL passing record with 468 yards against the Cardinals.

1950s

12/17/50—Bears and Rams tie for Western Division title with 9-3 marks but Rams trip Bears in LA 24-14 to break the tie.

1956—Halas retires for a third time. Paddy Driscoll gets the position.

12/30/56—Giants, with their sneakers again, trounce Chicago 47-7 before 56,836 in Yankee Stadium for NFL title.

11/2/58—Bears and Rams establish NFL attendance record drawing 90,833 paid in the LA Coliseum. Rams win 41-35.

1960s

10/22/61—Bears destroy the scorching 49er shotgun formation 31-0 with Bill George playing middle guard and the defensive line stunting.

12/29/63—Bears intercept five YA Title passes and capture NFL title from Giants 14-10 in Wrigley Field before 45,801 and closed circuit TV. QB Bill Wade gets both TDs on two- and one-yard runs. Each Bear earns \$5,899.

1964—Flanker Johnny Morris catches NFL record 93 passes.

1965—Bears set standard for draft by selecting LB Dick Butkus and RB Gale Sayers on first round.

1965—Rookie Sayers bursts into pro football with a NFL record 22 TDs.

12/12/65—Gale Sayers scores six TDs against 49ers.

1966—Gale Sayers sets NFL combined yards record with 2,440.

5/27/68—The all-time winningest coach in football history, George Halas, retires from coaching after 40 seasons with 324 wins, 151 defeats, 31 ties.

1970s

3/19/70—George Halas elected president of the National Football Conference as NFL-AFL merge.

6/16/70—Bear running back Brian Piccolo dies of cancer. Club establishes Piccolo Fund, raising almost \$2 million for cancer research.

12/13/70—Bears say goodbye to Wrigley Field by trouncing Green Bay 35-17. They will make Soldier Field their home in 1971.

9/19/71—The Bears open at Soldier Field by defeating the Pittsburgh Steelers 17-15.

9/12/74—Jim Finks joins Bears as Vice President and General Manager after serving as Vikings' GM and NFL Management Council Advisor.

12/17/74—After three seasons and a record of 11-30-1, Abe Gibrone departs as head coach.

12/31/74—Former NFL star linebacker Jack Pardee is named Bear head coach—the first non-Bear to hold the job.

7/12/75—Bears open training camp at Lake Forest College after 31 seasons in Rensselaer, Indiana.

11/20/77—Enroute to leading the NFL in rushing with a Bear record 1,852 yards, Walter Payton dashes through Vikings in Soldier Field for a NFL record 275 yards.

BEARS HISTORICAL HIGHLIGHTS

- 12/18/77**—A 28-yard FG by Bob Thomas with :09 left in overtime gives Bears a 12-9 win over the Giants, a 9-5 record, a six-game win streak, and their first playoff spot in 14 years.
- 12/26/77**—Bears finish season with 37-7 playoff loss at Dallas, but set 28 team records and play before a home record 401,513 fans in seven Soldier Field dates.
- 1/19/78**—With a three-year record of 20-22, Jack Pardee resigns to seek Redskin coaching job.
- 2/16/78**—Neill Armstrong, Minnesota Vikings defensive coordinator, becomes head coach.
- 9/3/79**—Bears occupy \$1.6 million new headquarters named Halas Hall on Lake Forest College campus.
- 12/16/79**—Massive heart attack claims George (Mugs) Halas at 54. Bears route St. Louis 42-6 and Dallas tips Washington 35-34. The combination sends 10-6 Bears to the playoffs.
- 12/23/79**—After leading 17-10, Bears drop the Wild Card game at Philadelphia, 27-17.

1980s

- 10/6/80**—Payton gains 133 rushing and 14 receiving to raise lifetime combined yardage to 9,492—breaking Sayers' club record. Bears beat Tampa 23-0 at Soldier Field.
- 12/7/80**—Bears whip Packers 61-7 at Soldier Field equaling club record for points and setting records for first downs (33) and completion percentage (83.3%, 20 of 24). Vince Evans throws for 316—most by a Bear in 10 years.
- 1/4/82**—After four seasons and a 30-35 record, Neill Armstrong departs as head coach.
- 1/20/82**—Mike Ditka, assistant offensive coach of the Dallas Cowboys, becomes head coach.
- 8/24/83**—Jim Finks resigns as General Manager after nine seasons.
- 10/5/83**—George Halas names Jerry Vainisi as the club's General Manager.
- 10/31/83**—Bears' founder and owner, George Halas, dies at the age of 88.
- 11/11/83**—Michael B. McCaskey becomes the third president in franchise history.
- 2/19/84**—Rudy Custer, business manager for 38 years, announces his retirement.
- 10/7/84**—Walter Payton breaks Jim Brown's rushing record with a third quarter six-yard run against the NO Saints. He finishes the day with 32 carries for 154 yards.
- 11/25/84**—Bears defeat Vikings 34-3 at Minneapolis to clinch first Central division title.
- 12/30/84**—Bears defeat Redskins 23-19 in divisional playoffs. Advance to NFC Championship but lose to 49ers, 23-0.
- 1985**—Bears win first 12 games of season enroute to posting 15-1 regular season mark, tying the most regular season wins by team in NFL history. Chicago claims second straight NFC Central title as club record nine players are selected to Pro Bowl.
- 1/5/86**—Bears host first playoff game since 1963 and shutout New York Giants, 21-0.
- 1/12/86**—Bears blank Los Angeles Rams, 24-0, in NFC Championship game at Soldier Field and advance to Super Bowl XX.
- 1/26/86**—Chicago sets seven Super Bowl records in first appearance including most points (46) and largest margin of victory (36) in 46-10 rout of the New England Patriots. The game was witnessed by record-setting number of viewers via television worldwide. The next day the team was greeted by an estimated 500,000 people in a ticker tape parade in downtown Chicago.
- 1986**—Bears capture third straight NFC Central title with 14-2 mark; defense allows NFL record- low 187 points. Bears lose opening round game of playoffs to Redskins, 27-13.
- 12/20/87**—Walter Payton plays final regular season game at Soldier Field and rushes for 79 yards and two TDs. "Walter Payton Day" is celebrated prior to game when club president Michael McCaskey retires jersey number 34.
- 1987**—Bears win fourth consecutive division title with 11-4 mark in strike interrupted season. Team posts four straight winning seasons, a feat last accomplished by Bears between 1946-51. Redskins come back from 14-0 deficit to beat Bears, 21-17, in playoffs.
- 1988**—Bears post 12-4 record (tied for best in NFL) and advance to NFC Championship game before losing to eventual Super Bowl Champion San Francisco. Bears finish five-year period (1984-88) with 62 wins—most by NFL team ever in such a span.

BEARS HISTORICAL HIGHLIGHTS

12/3/89—Kevin Butler connects on his 24th straight field goal to set a NFL record for Most Consecutive Field Goals.

12/24/89—Richard Dent sacks Joe Montana and becomes the Bears' all-time sack leader with 82, surpassing Jim Osborne.

1990s

6/6/90—Andy McKenna and Patrick G. Ryan, two Chicago businessmen, purchase approximately 20% (total) of the Bears from the McCaskeys.

1990—Bears regain NFC Central Title with 11-5 mark. They win the First Round play-off game against Saints, 16-6, before falling to eventual Super Bowl Champion NY Giants, 31-3, in Dan Hampton's last game.

12/8/91—Mike Ditka wins his 100th regular season game as the Bears' head coach with a 27-13 victory over the Green Bay Packers at Soldier Field.

1991—Chicago finishes 11-5 and earns a Wild Card berth in the playoffs. The Bears are upset in the First Round by the Dallas Cowboys, 17-13, at Soldier Field.

10/4/92—Kevin Butler becomes the Bears all-time leading scorer with a 50-yard FG. He surpasses Walter Payton's 750 points.

12/13/92—In Mike Singletary's final home game, the Bears upset AFC Central champion Pittsburgh Steelers, 30-6.

1/19/93—Dave Wannstedt is hired as the 11th head coach in club history.

10/3/93—The Bears play their 1,000th game in franchise history beating the Atlanta Falcons in Soldier Field, 6-0.

1993—Bears conclude Wannstedt's rookie season with 7-9 record.

BEARS IN THE RANKINGS

OFFENSE	Overall	Rush	Pass
1981	26 (289.6)	11 (135.7)	27 (153.9)
1982	26 (277.0)	18 (109.8)	23 (167.2)
1983	4 (364.4)	1 (170.4)	2 (193.9)
1984	7 (339.8)	1 (185.9)	26 (153.9)
1985	7 (364.8)	1 (172.6)	20 (192.3)
1986	7 (341.2)	1 (168.8)	20 (172.4)
1987	12 (336.3)	13 (130.3)	12 (206.0)
1988	11 (332.3)	3 (144.9)	20 (187.4)
1989	10 (335.9)	2 (142.9)	19 (193.0)
1990	13 (311.3)	2 (152.3)	28 (159.0)
1991	11 (316.8)	9 (121.8)	13 (195.0)
1992	8 (308.8)	10 (116.9)	14 (191.9)
1993	28 (232.3)	19 (104.8)	28 (127.5)
DEFENSE	Overall	Rush	Pass
1981	19 (337.1)	20 (134.1)	14 (203.0)
1982	16 (316.8)	5 (100.2)	21 (216.6)
1983	8 (320.8)	11t (125.0)	12 (195.8)
1984	1 (241.4)	1 (86.1)	2 (155.4)
1985	1 (258.4)	1 (82.4)	3 (176.0)
1986	1 (258.1)	2 (91.4)	2 (166.7)
1987	2 (281.0)	1 (94.2)	7 (186.8)
1988	2 (272.5)	1 (82.9)	9 (189.6)
1989	25 (358.1)	15 (118.6)	24 (239.5)
1990	6 (280.8)	7 (98.3)	10 (182.5)
1991	4 (281.7)	10 (98.8)	8 (182.9)
1992	17 (309.5)	21 (121.8)	15 (187.8)
1993	4 (290.8)	17 (114.7)	3 (176.1)

ATTENDANCE

(since 1971 when Bears moved to Soldier Field)

Season	Capacity	Sold	Actual (games)	Average	Road (games)
1971	55,049	N/A	385,343 (7)	55,049	396,183 (7)
1972	55,701	N/A	389,907 (7)	55,701	406,556 (7)
1973	55,701	N/A	389,907 (7)	55,701	395,192 (7)
1974	55,753	N/A	389,117 (7)	55,588	372,530 (7)
1975	57,455	387,312	323,868 (7)	46,266	392,929 (7)
1976	57,359	401,123	351,812 (7)	50,258	438,338 (7)
1977	57,359	401,513	336,500 (7)	48,071	409,377 (7)
1978	57,359	458,872	385,976 (8)	48,247	455,542 (8)
1979	57,979	463,832	416,168 (8)	52,021	477,321 (8)
1980	64,154	513,232	464,897 (8)	58,112	486,954 (8)
1981	64,410	515,280	436,563 (8)	54,570	453,575 (8)
1982	65,793	249,354	183,626 (4)	45,107	293,501 (5)
1983	65,793	545,897	418,771 (8)	52,346	409,867 (8)
1984	65,793	516,347	462,159 (8)	57,769	444,496 (8)
1985	65,793	526,344	486,212 (8)	60,776	517,146 (8)
1986	66,030	528,240	495,484 (8)	61,935	478,025 (8)
1987	66,030	528,240	459,192 (8)	57,399	407,783 (7)
1988	66,946	535,568	494,093 (8)	61,761	489,476 (8)
1989	66,946	535,568	489,976 (8)	61,247	506,193 (8)
1990	66,946	535,568	481,018 (8)	60,127	534,440 (8)
1991	66,946	535,568	491,778 (8)	61,472	531,835 (8)
1992	66,950	535,600	478,507 (8)	59,813	529,769 (8)
1993	66,950	535,600	465,832 (8)	58,229	486,675 (8)

Ten largest crowds to watch the Bears

Soldier Field	Road
66,900 vs. NYG 9/5/93	100,470 at Rams 11/2/58
66,625** vs. Phil. 10/2/89	83,224** at Clev. 11/3/80
66,475 vs. Min. 9/17/89	80,638 at Det. 11/21/76
65,704** vs. NYG 9/14/87	80,366 at Buf. 9/29/91
65,534* vs. Phil. 12/31/88	80,156 at Raid. 9/30/90
65,506 vs. Rams 10/29/89	80,024 at Buf. 10/27/74
65,420 vs. Min. 9/23/90	78,879 at Det. 11/28/91
65,293 vs. SF 10/24/88	78,722** at Clev. 10/23/89
65,255** vs. NYJ 9/23/91	78,019 at Raid. 12/27/87
65,141* vs. Wash. 1/3/87	77,025* at NYG 1/13/91

Five smallest crowds to watch the Bears

29,157 vs. GB 12/16/73	4,074† at Phil. 10/4/87
32,113† vs. Min. 10/11/87	34,350 at Balt. 9/25/83
34,306 vs. GB 12/10/78	36,816 at TB 11/20/83
35,807 vs. GB 12/18/83	41,154 at Min. 10/21/79
40,483 vs. SF 11/27/83	41,729 at Det. 12/9/73

* playoff game; ** Monday Night Football; † strike game.

NOTES:

Last non-sellout: September 9, 1984 vs. Denver (4,432 unsold).

Heading into 1994, the Bears had 86 straight sellouts (78 regular season, eight playoffs).



GEORGE S. HALAS

Feb. 2, 1895 – Oct. 31, 1983

Leading the Chicago Bears for more than a half-century, George S. Halas, the team's founder and head coach for 40 years, was one of the most enduring personalities in sports history. Halas was active with the Bears starting in 1920 when he founded the team.

Halas was born and raised on Chicago's west side, prepped at Crane Tech High School before attending the University of Illinois where he earned a B.S. degree while lettering in football, basketball, and baseball. After graduation in 1918, he joined the Navy for the first of two tours of duty. He was named Player of the Game in the 1919 Rose Bowl playing end on the Great Lakes team that beat the Marines 17-0. A commander when he left active duty in 1946, Halas retired as a captain in the Naval Reserve. He was also awarded the Distinguished Citizens Award—the highest honor the Navy can bestow on a civilian.

After leaving the Navy, Halas played right field for the New York Yankees, but a hip injury shortened his baseball career. Halas went to work for a Decatur (IL) corn products firm owned by an enthusiastic sports fan, Mr. A.E. Staley, who sponsored a semi-pro baseball team, and later commissioned Halas to organize an independent football team.

PRO CAREER: As a player, Halas set an NFL record (which stood until 1972) when he took a Jim Thorpe fumble 98 yards for a TD in a 26-0 win over the Oorang Indians at Wrigley Field (11/4/23). He played end for the Bears from 1920-29 and was named to the NFL All-Pro squad of the 20s.

PRO COACHING CAREER: Four times Halas interrupted his coaching activities by his own volition. He first turned over the leadership to Ralph Jones from 1930 through 1932. In 1942 when he left for the Navy, Luke Johnstons and "Hunk" Anderson shared head coaching responsibilities until '45. John "Paddy" Driscoll coached in 1956-57. Coincidentally, in '33 and again in '46 when Halas resumed coaching, his Bears won world championships.

During the 1940s, his teams reached the height of their power with four straight Western Conference titles; three world championships; a fantastic four-season record (including pre-season games) of 62-7-1 (.899); scoring 2,164 points and allowing just 842. The 1940 team, which defeated the Washington Redskins 73-0 for the World Championship, was voted the greatest professional team of all-time by the National Academy of Sports Editors in 1963.

Resuming coaching in 1958, Halas needed five years to develop another championship, but in 1963 the Bears had won their eighth championship. *The Sporting News*, AP, and UPI named him Coach of the Year after the 1963 and 1965 seasons. Halas retired from coaching on May 27, 1968, with a career record of 324-151-31. His win total was best in NFL until Don Shula broke the mark 11-14-93. He is a charter member of the Pro Football Hall of Fame.

HALAS' BEARS RECORDS

Longest run with opponent's fumble: 98 yards, TD (11/4/23)

NFL COACHING RECORDS

Most consecutive regular season wins without defeat: 23-0-1 (1941-43); tied with old Canton Bulldogs

Most consecutive wins (all games): 18 (1933-34) & (1941-42)

Most consecutive regular season victories: 17 (1933-34)

Second-most wins (including post-season): 324 (Don Shula has 327)

BEAR COACHING RECORDS

Most regular season wins: 324

Most regular season wins; consecutive: 23 (1941-43)

Most consecutive wins (including playoffs): 18 (1933-34) & (1941-43)

Most World Champions: 6 (1921, 1933, 1940, 1941, 1946, 1963)

GEORGE S. HALAS, JR.

Sept. 4, 1925 - Dec. 16, 1979



"Mugs" Halas was an integral part of the Chicago Bears before his untimely death in 1979. The son of pro football founder George S. Halas, "Mugs" spent 30 years in pro football. He joined the Bears' front office in 1950, was named treasurer in 1953, and became president of the club in 1963. In his first season as president, the Bears were NFL champions. "Mugs" was the second of just three presidents in the franchise's 70-year history. He succeeded his father, George S. Halas, and was followed by current president, Michael McCaskey. His numerous contributions on a league-level included membership on the executive committee of the NFL Management Council.

"Mugs" learned football at a young age, serving as a ball boy while growing up. He earned a business degree from Loyola in 1949, before entering pro football on a full-time basis. "Mugs" is remembered for his love and devotion to the game.

WALTER PAYTON

Running Back 1975-87



- Attended Jackson State
- Holds 8 NFL Records
- Holds 26 Bears' Records; jersey #34 is retired
- Voted to 9 Pro Bowls (1976; 78-81; 84-87)
- Member of Chicago Bears Board of Directors
- Elected to Hall of Fame, January 30, 1993
- Inducted July 31, 1993

Payton's Pro Stats

Year	Rushing					Receiving					G-GS
	No	Yds	Avg	Lg	TD	No	Yds	Avg	Lg	TD	
1987 Bears	146	533	3.7	17	4	33	217	6.6	16	1	12-12
1986 Bears	321	1,333	4.2	41	8	37	382	10.3	57	3	16-16
1985 Bears	324	1,551	4.8	40	9	49	483	9.9	65	2	16-16
1984 Bears	381	1,684	4.4	72	11	45	368	8.2	31	0	16-16
1983 Bears	314	1,421	4.5	49	6	53	607	11.5	74	2	16-16
1982 Bears	148	596	4.0	26	1	32	311	9.7	40	0	9-9
1981 Bears	339	1,222	3.6	39	6	41	379	9.2	30	2	16-16
1980 Bears	317	1,460	4.6	69	6	46	367	8.0	54	1	16-16
1979 Bears	369	1,610	4.4	43	14	31	313	10.1	65	2	16-16
1978 Bears	333	1,395	4.2	76	11	50	480	9.5	61	0	16-16
1977 Bears	339	1,852	5.5	73	14	27	269	10.0	75	2	14-14
1976 Bears	311	1,390	4.5	60	13	15	149	9.9	34	0	14-14
1975 Bears	196	679	3.5	54	7	33	213	6.5	40	0	13-7
Career	*3,838	*16,726	4.4	76	*110	492	4,538	9.2	75	15	190-184

Also: Career passing: 11-34-331, 8 TDs, and 5 interceptions.

Career kickoff returns: 17 for 539 yards (31.7 avg.) no TDs.

Career punting: 1 for 39 yards (1975)

Playoffs

Year	Rushing					Receiving					G-GS
	No	Yds	Avg	LG	TD	No	Yds	Avg	LG	TD	
1987 Bears	18	85	4.7	16	0	3	20	6.7	9	0	1-1
1986 Bears	14	38	2.7	9	0	1	-2	-2.0	-2	0	1-1
1985 Bears	67	186	2.8	12	0	8	52	6.5	19	0	3-3
1984 Bears	46	196	4.3	20	0	4	23	5.8	12	0	2-2
1979 Bears	16	67	4.2	12	2	3	52	17.3	31	0	1-1
1977 Bears	19	60	3.1	11	0	3	33	11.0	20	0	1-1
Career	180	632	3.5	20	2	22	178	8.1	31	0	9-9

Also: 3 kickoff returns for 57 yards in 1977.

* NFL Record

ANNUAL SCORING & RUSHING LEADERS

SCORING

Year	Player	TD	PAT	FG	Pts
1993	Butler, Kevin	0	21	27	102
1992	Butler, Kevin	0	34	19	91
1991	Butler, Kevin	0	32	19	89
1990	Butler, Kevin	0	36	26	114
1989	Anderson, Neal	15	0	0	90
1988	Butler, Kevin	0	37	15	82
1987	Butler, Kevin	0	28	19	85
1986	Butler, Kevin	0	36	28	120
1985*	Butler, Kevin	0	51	31	144
1984	Thomas, Bob	0	35	22	101
1983	Thomas, Bob	0	35	14	77
1982	Moorehead, Emery	5	0	0	30
1981	Roveto, John	0	19	10	49
1980	Thomas, Bob	0	35	13	74
1979	Payton, Walter	16	0	0	96
1978	Thomas, Bob	0	26	17	77
1977	Payton, Walter	16	0	0	96
1976	Payton, Walter	13	0	0	78
1975	Thomas, Bob	0	18	13	57
1974	Roder, Mirro	0	18	13	57
1973	Roder, Mirro	0	11	8	35
1972	Percival, Mac	0	26	12	62
1971	Percival, Mac	0	18	15	63
1970	Percival, Mac	0	28	20	88
1969	Percival, Mac	0	26	8	50
1968	Percival, Mac	0	25	25	100
1967	Sayers, Gale	12	0	0	72
1966	Leclerc, Roger	0	24	18	78
1965*	Sayers, Gale	22	0	0	132
1964	Morris, Johnny	10	0	0	60
1963	Ditka, Mike	8	0	0	48
1962	Leclerc, Roger	0	36	13	75
1961	Ditka, Mike	12	0	0	72
1960	Aveni, John	0	23	7	44
1959	Casares, Rick	12	0	0	72
1958	Galimore, Willie	12	0	0	72
1957	Blanda, George	1	23	14	71
1956	Casares, Rick	14	0	0	84
1955	Blanda, George	2	37	11	82
1954	Hill, Harlon	12	0	0	72
1953	Blanda, George	0	27	7	48
1952	Blanda, George	1	30	6	54
1951	Lujack, Johnny	7	10	0	52
1950	Lujack, Johnny	11	34	3	109
1949	Lujack, Johnny	2	42	1	57
1948	Lujack, Johnny	1	44	0	50
1947	Kavanaugh, Ken	13	0	0	78
1946	Gallarneau, Hugh	8	0	0	48
1945	Kavanaugh, Ken	6	0	0	36
1944	McLean, Ray	7	0	0	42
1943	Clark, Harry	10	0	0	60
1942	McLean, Ray	9	0	0	54
1941	McAfee, George	12	0	0	72
1940	McLean, Ray	4	1	0	25
1939	Manders, Jack	4	17	3	50
1938	Manders, Jack	3	10	3	37
1937*	Manders, Jack	5	15	8	69
1936	Manders, Jack	4	17	7	62
1935	Karr, William	6	0	0	36
1934*	Manders, Jack	3	31	10	79
1933	Manders, Jack	0	15	6	33

*Led NFL

RUSHING

Year	Player	Yards	Att	TD
1993	Anderson, Neal	646	202	4
1992	Anderson, Neal	582	156	5
1991	Anderson, Neal	747	210	6
1990	Anderson, Neal	1,078	260	10
1989	Anderson, Neal	1,275	274	11
1988	Anderson, Neal	1,106	249	12
1987	Anderson, Neal	586	129	3
1986	Payton, Walter	1,333	321	8
1985	Payton, Walter	1,551	324	9
1984	Payton, Walter	1,684	381	11
1983	Payton, Walter	1,421	314	6
1982	Payton, Walter	596	148	1
1981	Payton, Walter	1,222	339	6
1980	Payton, Walter	1,460	317	6
1979	Payton, Walter	1,610	369	14
1978	Payton, Walter	1,395	333	11
1977*	Payton, Walter	1,852	339	14
1976	Payton, Walter	1,390	311	13
1975	Payton, Walter	679	196	7
1974	Grandberry, Ken	475	144	2
1973	Garrett, Carl	655	175	5
1972	Douglass, Bobby	968	141	8
1971	Shy, Don	420	116	2
1970	Montgomery, Ross	229	62	0
1969*	Sayers, Gale	1,032	236	8
1968	Sayers, Gale	856	138	2
1967	Sayers, Gale	880	186	7
1966*	Sayers, Gale	1,231	229	8
1965	Sayers, Gale	867	166	14
1964	Arnett, Jon	400	119	1
1963	Marconi, Joe	446	118	2
1962	Marconi, Joe	406	89	5
1961	Galimore, Willie	707	153	4
1960	Casares, Rick	566	160	5
1959	Casares, Rick	699	177	10
1958	Casares, Rick	651	176	2
1957	Casares, Rick	700	204	6
1956*	Casares, Rick	1,126	234	12
1955	Casares, Rick	672	125	4
1954	Jagade, Chick	498	157	3
1953	Morrison, Fred	307	95	2
1952	Morrison, Fred	367	95	3
1951	Dottley, John	670	127	3
1950	Gulyanics, George	571	146	2
1949	Gulyanics, George	452	102	5
1948	Gulyanics, George	439	119	4
1947	Osmanski, Joe	328	64	1
1946	Gallerneau, Hugh	476	112	6
1945	Margarita, Bob	497	112	3
1944	Margarita, Bob	463	88	4
1943	Clark, Harry	556	120	3
1942	Famiglietti, Gary	503	118	8
1941	McAfee, George	474	65	6
1940	Nolting, Ray	373	78	1
1939*	Osmanski, Bill	699	121	7
1938	Nolting, Ray	297	63	2
	Francis, Sam	297	85	3
1937	Nolting, Ray	424	106	2
1936	Nagurski, Bronko	529	122	3
1935	Ronzani, Gene	356	79	2
1934*	Feathers, Beattie	1,004	101	8
1933	Nagurski, Bronko	533	128	1

*Led NFL

ANNUAL PASSING LEADERS

Year	Player	Att	Cmp	Yards	TD	Int	Rating
1993	Harbaugh, Jim	325	200	2,002	7	11	72.1
1992	Harbaugh, Jim	358	202	2,486	13	12	76.2
1991	Harbaugh, Jim	478	275	3,121	15	16	73.7
1990	Harbaugh, Jim	312	180	2,178	10	6	81.9
1989	Tomczak, Mike	306	156	2,058	16	16	68.2
1988	McMahon, Jim	192	114	1,346	6	7	76.0
1987	McMahon, Jim	210	125	1,639	12	8	87.4
1986	McMahon, Jim	150	77	995	5	8	61.4
1985	McMahon, Jim	313	178	2,392	18	11	82.8
1984	McMahon, Jim	143	85	1,146	8	2	97.8
1983	McMahon, Jim	295	175	2,184	12	13	77.7
1982	McMahon, Jim	210	120	1,501	9	7	80.1
1981	Evans, Vince	436	195	2,354	11	20	51.0
1980	Evans, Vince	278	148	2,039	11	16	66.1
1979	Phipps, Mike	255	134	1,535	9	8	69.7
1978	Avellini, Bob	264	141	1,718	5	16	54.6
1977	Avellini, Bob	293	194	2,004	11	18	61.7
1976	Avellini, Bob	271	118	1,580	8	15	49.7
1975	Huff, Gary	205	114	1,083	3	9	57.1
1974	Huff, Gary	283	142	1,663	6	17	50.4
1973	Douglass, Bobby	174	81	1,057	5	7	59.2
1972	Douglass, Bobby	198	75	1,246	9	12	49.5
1971	Douglass, Bobby	225	91	1,164	7	15	38.7
1970	Concannon, Jack	385	194	2,130	16	18	61.6
1969	Concannon, Jack	160	87	1,783	4	8	31.3
1968	Concannon, Jack	143	71	715	5	9	49.8
1967	Concannon, Jack	186	92	1,260	6	14	51.0
1966	Bukich, Rudy	309	147	1,858	10	21	49.1
1965*	Bukich, Rudy	312	176	2,641	20	9	93.6
1964	Bukich, Rudy	160	99	1,099	12	7	89.0
1963	Wade, Bill	356	192	2,301	15	12	73.8
1962	Wade, Bill	412	225	3,172	18	24	70.2
1961	Wade, Bill	250	139	2,258	22	13	93.7
1960	Brown, Ed	149	59	1,079	7	11	50.1
1959	Brown, Ed	247	125	1,881	13	10	77.0
1958	Brown, Ed	218	102	1,418	10	17	51.0
1957	Brown, Ed	185	84	1,321	6	16	44.5
1956*	Brown, Ed	168	96	1,667	11	12	83.1
1955	Brown, Ed	164	85	1,307	9	10	71.4
1954	Bratkowski, Zeke	130	67	1,087	8	17	60.9
1953	Blanda, George	362	169	2,164	14	24	51.3
1952	Romanik, Steve	126	49	772	4	11	34.5
1951	Lujack, Johnny	176	85	1,295	3	8	59.9
1950	Lujack, Johnny	254	121	1,731	4	21	40.9
1949	Lujack, Johnny	312	162	2,658	23	22	75.9
1948	Luckman, Sid	163	89	1,047	13	14	65.2
1947	Luckman, Sid	323	176	2,712	24	31	67.6
1946	Luckman, Sid	229	110	1,826	17	16	70.8
1945†	Luckman, Sid	217	117	1,725	14	10	82.6
1944	Luckman, Sid	143	71	1,018	11	11	66.8
1943	Luckman, Sid	202	110	2,194	28	12	107.8
1942	Luckman, Sid	105	57	1,023	10	13	80.0
1941	Luckman, Sid	119	68	1,181	9	6	95.5
1940	Luckman, Sid	105	48	941	6	9	60.7
1939	Masterson, Bernie	113	44	914	5	9	49.6
1938	Masterson, Bernie	112	46	848	7	9	55.6
1937	Masterson, Bernie	72	26	615	6	7	55.8
1936	Molesworth, Keith	31	15	188	4	4	67.7
1935	Masterson, Bernie	44	18	456	5	4	79.4
1934	Ronzani, Gene	32	15	150	3	0	91.9
1933	Molesworth, Keith	50	19	433	3	4	56.5

*Led NFL; †Tied for NFL lead.

ANNUAL RECEIVING LEADERS

CATCHES

Year	Player	No	Yards	TD
1993	Waddle, Tom	44	552	1
1992	Davis, Wendell	54	734	2
1991	Davis, Wendell	61	945	6
1990	Muster, Brad	47	452	0
1989	Anderson, Neal	50	434	4
1988	McKinnon, Dennis	45	704	3
1987	Anderson, Neal	47	467	3
1986	Gault, Willie	42	818	5
1985	Payton, Walter	49	483	2
1984	Payton, Walter	45	368	0
1983	Payton, Walter	53	607	2
1982	Suhey, Matt	36	333	0
1981	Payton, Walter	41	379	2
1980	Payton, Walter	46	367	1
1979	Williams, Dave	42	354	5
1978	Payton, Walter	50	480	0
1977	Scott, James	50	809	3
1976	Harper, Roland	29	291	1
1975	Rather, Bo	39	685	2
1974	Wade, Charlie	39	683	1
1973	Garrett, Carl	23	292	0
1972	Thomas, Earl	20	365	3
1971	Farmer, George	46	737	5
1970*	Gordon, Dick	71	1,026	13
1969	Wallace, Bob	47	553	5
1968	Gordon, Dick	29	477	4
1967	Gordon, Dick	31	524	5
1966	Sayers, Gale	34	447	2
1965	Morris, Johnny	53	846	4
1964*	Morris, Johnny	93	1,200	10
1963	Ditka, Mike	59	794	8
1962	Ditka, Mike	58	904	5
	Morris, Johnny	58	889	5
1961	Ditka, Mike	56	1,076	12
1960	Dewveall, Willard	43	804	5
1959	Dooley, Jim	41	580	3
1958	McColl, Bill	35	517	8
1957	Dooley, Jim	37	530	1
1956	Hill, Harlon	47	1,128	11
1955	Hill, Harlon	42	789	9
1954	Hill, Harlon	45	1,124	12
1953	Dooley, Jim	53	841	4
1952	Schroeder, Gene	39	660	6
1951	Hoffman, John	28	394	2
1950	Keane, Jim	36	433	0
1949	Keane, Jim	47	696	6
1948	Keane, Jim	30	414	3
1947*	Keane, Jim	64	910	10
1946	Kavanaugh, Ken	18	337	5
1945	Wilson, George	28	259	3
1944	Wilson, George	24	265	4
1943	Clark, Harry	23	535	7
1942	McLean, Ray	19	571	8
1941	Plasman, Dick	14	283	0
1940	Kavanaugh, Ken	12	276	3
1939	Plasman, Dick	19	403	3
1938	Karr, Bill	14	253	4
1937	McDonald, Lester	11	179	4
1936	Hewitt, Bill	15	358	6
1935	Johnsos, Luke	19	298	4
1934	Hewitt, Bill	10	151	5
1933	Hewitt, Bill	16	273	2
1932	Johnsos, Luke	19	321	2

YARDS

Year	Player	Yards	No	TD
1993	Waddle, Tom	552	44	1
1992	Davis, Wendell	734	54	2
1991	Davis, Wendell	945	61	6
1990	Davis, Wendell	572	39	3
1989	Morris, Ron	486	30	1
1988	McKinnon, Dennis	704	45	3
1987	Gault, Willie	705	35	7
1986	Gault, Willie	818	42	5
1985	Gault, Willie	704	33	1
1984	Gault, Willie	587	34	6
1983	Gault, Willie	836	40	8
1982	Moorehead, Emery	363	30	5
1981	Margerum, Ken	584	39	1
1980	Scott, James	696	36	3
1979	Baschnagel, Brian	452	30	2
1978	Scott, James	759	42	5
1977	Scott, James	809	50	3
1976	Scott, James	512	26	6
1975	Rather, Bo	685	39	2
1974	Wade, Charles	683	39	1
1973	Thomas, Earl	343	24	4
1972	Farmer, George	380	14	2
1971	Farmer, George	737	46	5
1970	Gordon, Dick	1,026	71	13
1969	Wallace, Bob	553	47	5
1968	Gordon, Dick	477	29	4
1967	Gordon, Dick	534	31	5
1966	Jones, Jimmie	504	28	5
1965	Morris, Johnny	846	53	4
1964*	Morris, Johnny	1,200	93	10
1963	Ditka, Mike	794	59	8
1962	Ditka, Mike	904	58	5
1961	Ditka, Mike	1,076	56	12
1960	Dewveall, Willard	804	43	5
1959	Dooley, Jim	580	41	3
1958	McColl, Bill	517	35	8
1957	Dooley, Jim	530	37	1
1956	Hill, Harlon	1,128	47	1
1955	Hill, Harlon	789	42	9
1954	Hill, Harlon	1,124	45	12
1953	Dooley, Jim	841	53	4
1952	Schroeder, Gene	660	39	6
1951	Schroeder, Gene	461	24	3
1950	Keane, Jim	433	36	0
1949	Keane, Jim	696	47	6
1948	Keane, Jim	414	30	3
1947	Keane, Jim	910	64	10
1946	McLean, Ray	348	17	2
1945	Kavanaugh, Ken	539	35	6
1944	McLean, Ray	414	19	5
1943	Clark, Harry	535	23	7
1942	McLean, Ray	571	19	8
1941	Kavanaugh, Ken	314	11	6
1940	Kavanaugh, Ken	276	12	3
1939	Plasman, Dick	403	19	3
1938	Karr, Bill	253	14	4
1937	Manske, Eggs	225	9	3
1936	Hewitt, Bill	358	15	6
1935	Johnsos, Luke	298	19	4
1934	Hewitt, Bill	151	10	5
1933	Hewitt, Bill	273	16	2
1932	Johnsos, Luke	321	24	2

*Led NFL

ANNUAL RETURN LEADERS

PUNTS

Year	Player	No	Yds	Avg
1993	Obee, Terry	35	289	8.3
1992	Woolford, Donnell	12	127	10.6
1991	Bailey, Johnny	36	281	7.8
1990	Bailey, Johnny	36	399	11.1
1989	Green, Mark	16	141	8.8
1988	McKinnon, Dennis	34	277	8.1
1987	McKinnon, Dennis	40	405	10.1
1986	Barnes, Lew	57	482	8.5
1985	Taylor, Ken	25	198	7.9
1984	Fisher, Jeff	58	492	8.5
1983	McKinnon, Dennis	34	316	9.3
1982	Fisher, Jeff	9	65	7.2
1981	Fisher, Jeff	43	509	11.8
1980	Walterscheid, Lenny	33	239	7.2
1979	Schubert, Steve	25	238	9.5
1978	Schubert, Steve	27	229	8.5
1977	Schubert, Steve	31	291	9.4
1976	Livers, Virgil	28	205	7.3
1975	Livers, Virgil	42	456	10.9
1974	Hill, Ike	33	183	5.5
1973	Hill, Ike	36	204	5.7
1972	Smith, Ron	26	163	6.3
1971	Smith, Ron	26	194	7.5
1970	Cole, Linzy	14	83	5.9
1969	Lyle, Garry	12	78	6.5
1968	Turner, Cecil	9	19	2.1
1967	Gordon, Dick	12	82	6.8
1966	Arnett, Jon	15	58	3.9
1965	Sayers, Gale	16	238	14.9
1964	Arnett, Jon	19	188	9.9
1963	Morris, Johnny	16	164	10.3
1962	Morris, Johnny	20	208	10.4
1961	Morris, Johnny	23	155	6.7
1960	Morris, Johnny	13	75	5.8
1959*	Morris, Johnny	14	171	12.2
1958	Morris, Johnny	14	96	6.9
1957	Drzewiecki, Ron	22	64	2.9
1956	Jeter, Perry	6	66	11.0
	Smith, Ray	6	66	11.0
1955	Drzewiecki, Ron	20	100	5.0
1954	Stone, Billy	14	40	2.9
1953	Macon, Ed	17	68	4.0
1952	White, Wilford	23	117	5.1
1951	White, Wilford	14	131	9.4
1950	McAfee, George	33	284	8.6
1949	McAfee, George	24	279	11.6
1948*	McAfee, George	30	417	13.9
1947	McAfee, George	18	261	14.5
1946	Gallameau, Hugh	10	99	9.9
1945	Margarita, Bob	7	66	9.4
1944	Grygo, Al	11	100	9.1
1943	Clark, Harry	10	158	15.8
1942	Gallameau, Hugh	9	101	11.2
1941	McAfee, George	5	158	31.6

KICKOFFS

Year	Player	No	Yds	Avg
1993	Conway, Curtis	21	450	21.4
1992	Lewis, Darren	23	511	22.2
1991	Bailey, Johnny	16	311	19.4
1990	Bailey, Johnny	23	363	15.8
1989	Gentry, Dennis	28	667	23.8
1988	Gentry, Dennis	27	578	21.4
1987	Gentry, Dennis	25	621	24.8
1986*	Gentry, Dennis	20	576	28.8
1985	Gault, Willie	22	577	26.2
1984	Cameron, Jack	26	485	18.7
1983	Gault, Willie	13	276	21.2
1982	Watts, Rickey	14	330	23.6
1981	Williams, Dave	23	486	21.1
1980	Williams, Dave	27	666	24.7
1979	Walterscheid, Lenny	19	427	22.5
1978	Baschnagel, Brian	20	455	22.8
1977	Baschnagel, Brian	23	557	24.2
1976	Baschnagel, Brian	29	754	26.0
1975*	Payton, Walter	14	444	31.7
1974	Grandberry, Ken	22	568	25.8
1973*	Garrett, Carl	16	486	30.4
1972*	Smith, Ron	30	924	30.8
1971	Smith, Ron	26	671	25.8
1970	Turner, Cecil	23	752	32.7
1969	Sayers, Gale	14	339	24.2
1968	Turner, Cecil	20	363	18.2
1967	Sayers, Gale	16	603	37.7
1966*	Sayers, Gale	23	718	31.2
1965	Sayers, Gale	21	660	31.4
1964	Martin, Billy	24	534	22.3
1963	Bull, Ronnie	7	105	15.0
1962	Martin, Billy	25	515	20.6
1961	Bivins, Charles	25	669	26.7
1960	Galimore, Willie	12	292	24.3
1959	Morris, Johnny	17	438	25.8
1958	Morris, Johnny	16	399	24.9
1957	Drzewiecki, Ron	13	315	24.2
1956	Bingham, Don	17	444	26.1
1955	Drzewiecki, Ron	25	591	23.6
1954	Jagade, Chick	11	195	17.7
1953	Macon, Ed	13	373	28.7
1952	Macon, Ed	9	299	33.2
1951	Morrison, Fred	13	353	27.2
1950	Hunsinger, Chuck	23	343	14.9
1949	Dreyer, Fred	13	338	26.0
1948	Minini, Frank	12	370	30.8
1947	Minini, Frank	11	261	23.7
1946	Osmanski, Bill	8	203	25.4
1945	Margarita, Bob	10	155	15.5
1944	Margarita, Bob	12	279	23.3
1943	Clark, Harry	13	326	25.1
1942	Gallameau, Hugh	6	151	25.2
1941	McAfee, George	7	223	31.9

*Led NFL

ANNUAL INTERCEPTION LEADERS

Year	Player	No	Yards
1993	Carrier, Mark	4	94
	Jones, Dante	4	52
1992	Woolford, Donnell	7	67
1991	Stinson, Lemuel	4	69
1990*	Carrier, Mark	10	39
1989	Stinson, Lemuel	4	59
1988	Jackson, Vestee	8	94
1987	Duerson, Dave	3	0
1986	Richardson, Mike	7	69
1985	Frazier, Leslie	6	119
1984	Fencik, Gary	5	102
1983	Frazier, Leslie	7	135
1982	Schmidt, Terry	4	39
1981	Fencik, Gary	6	121
1980	Walterscheid, Lenny	4	84
1979	Schmidt, Terry	6	44
	Fencik, Gary	6	31
1978	Fencik, Gary	4	77
1977	Ellis, Allan	6	23
1976	Brupbacher, Ross	7	49
1975	Clemons, Craig	2	109
	Plank, Doug	2	50
	Livers, Virgil	2	40
	Ellis, Allan	2	4
1974	Clemons, Craig	4	84
1973	Lyle, Garry	5	62
1972	Ford, Charlie	7	104
1971	Ford, Charlie	5	46
1970	Buffone, Doug	4	33
1969	Taylor, Joe	3	37
	Daniels, Dick	3	37
	Youngblood, George	3	22
1968	McRae, Bennie	4	41
1967	McRae, Bennie	5	94
	Petitbon, Richie	5	93
	Taylor, Roosevelt	5	19

Year	Player	No	Yards
1966	Petitbon, Richie	4	34
1965	Butkus, Dick	5	84
1964	Caroline, JC	2	84
	Whitsell, Dave	2	57
	Taylor, Roosevelt	2	45
	McRae, Bennie	2	44
	George, Bill	2	28
1963*	Taylor, Roosevelt	9	172
1962	Petitbon, Richie	6	212
1961	Whitsell, Dave	6	123
1960	Caroline, JC	3	31
1959	Barnes, Erich	5	67
1958	Sumner, Charles	6	67
1957	Johnson, Jack	4	36
1956	Caroline, JC	6	182
1955	Sumner, Charles	7	162
1954	Whitman, SJ	5	117
1953	Kindt, Don	6	172
1952	Dooley, Jim	5	30
1951	Schroeder, Gene	5	62
1950	Davis, Harper	5	59
1949	McAfee, George	6	76
1948	Lujack, Johnny	8	131
1947	Mullins, Noah	6	113
1946	Farris, Tom	4	43
1945	Margarita, Bob	6	79
1944	Grygo, Al	4	79
1943	Clark, Harry	5	32
1942*	Turner, Clyde	8	96
1941	McAfee, George	6	78
	Clark, Harry	4	62
	Famiglietti, Gary	4	18
	McAfee, George	4	50

*Led NFL

ANNUAL PUNTING LEADERS

Year	Player	No	Avg
1993	Gardocki, Chris	80	38.5
1992	Gardocki, Chris	79	42.9
1991	Buford, Maury	69	40.8
1990	Buford, Maury	76	40.4
1989	Buford, Maury	72	39.5
1988	Wagner, Bryan	79	41.5
1987	Wagner, Bryan	36	40.6
1986	Buford, Maury	69	41.3
1985	Buford, Maury	68	42.2
1984	Finzer, Dave	83	40.1
1983	Parsons, Bob	79	36.9
1982	Parsons, Bob	58	41.3
1981	Parsons, Bob	114	39.7
1980	Parsons, Bob	79	40.6
1979	Parsons, Bob	92	37.9
1978	Parsons, Bob	96	37.0
1977	Parsons, Bob	80	40.4
1976	Parsons, Bob	99	37.6
1975	Parsons, Bob	93	39.0
1974	Parsons, Bob	90	37.8
1973	Green, Bobby Joe	82	40.5
1972	Green, Bobby Joe	67	41.2
1971	Green, Bobby Joe	77	40.1
1970	Green, Bobby Joe	83	40.9
1969	Green, Bobby Joe	76	39.0
1968	Green, Bobby Joe	27	42.3
1967	Green, Bobby Joe	79	42.9
1966	Green, Bobby Joe	80	41.9
1965	Green, Bobby Joe	58	42.7

Year	Player	No	Avg
1964	Green, Bobby Joe	71	44.5
1963	Green, Bobby Joe	64	46.5
1962	Green, Bobby Joe	69	43.7
1961	Brown, Ed	59	42.2
1960	Brown, Ed	56	39.8
1959	Brown, Ed	64	41.2
1958	Brown, Ed	27	42.2
1957	Brown, Ed	34	40.1
1956	Brown, Ed	42	39.1
1955	Brown, Ed	44	40.1
1954	Bratkowski, Zeke	39	41.0
1953	Morrison, Fred	65	42.6
1952	Morrison, Fred	64	42.3
1951	Morrison, Fred	57	39.0
1950*	Morrison, Fred	57	43.3
1949	Gulyanics, George	29	47.2
1948	Gulyanics, George	55	44.2
1947	Gulyanics, George	23	44.8
1946	Luckman, Sid	33	37.4
1945	Luckman, Sid	36	37.4
1944	McEnulty, Doug	25	39.8
1943	Luckman, Sid	34	35.9
1942	Luckman, Sid	24	40.6
1941	Luckman, Sid	13	41.1
1940	Luckman, Sid	27	42.5
1939	Luckman, Sid	27	43.3

*Led NFL

ANNUAL SACK LEADERS

Year	Player	No	Yards
1993	Dent, Richard	12.5	90.0
1992	McMichael, Steve	10.5	66.5
1991	Dent, Richard	10.5	72.0
1990	Dent, Richard	12.0	101.0
1989	Dent, Richard	9.0	64.0
1988	McMichael, Steve	11.5	95.0
1987	Dent, Richard	12.5	94.0
1986	Dent, Richard	11.5	87.0
1985*	Dent, Richard	17.0	133.5
1984	Dent, Richard	17.5	140.5
1983	Hartenstine, Mike	12.0	91.5
1982	Hampton, Dan	7.0	57.0
1981	Page, Alan	9.0	84.0
	Hampton, Dan	9.0	77.0

Year	Player	No	Yards
1980	Hampton, Dan	11.5	108.5
1979	Osborne, Jim	10.5	79.0
1978	Page, Alan	11.5	94.0
1977	Rydalch, Ron	9.5	81.0
1976	Osborne, Jim	15.0	129.0
1975	Chambers, Wally	14.0	105.0
1974	Chambers, Wally	6.0	53.0
1973	Osborne, Jim	11.5	92.0
1972	Osborne, Jim	6.0	N/A
1971	Holman, Willie	13.5	N/A
1970	Holman, Willie	14.0	N/A

*Led NFL

100-YARD RUSHING GAMES

11/20/77	Payton, vs. Min	W	40-275
10/30/77	Payton, at GB	W	23-205
11/3/68	Sayers, at GB	W	24-205
12/18/66	Sayers, vs. Min	W	17-197
11/3/85	Payton, at GB	W	28-192
11/13/77	Payton, vs. KC	W	33-192
12/16/56	Casares, vs. Det	W	17-190
9/14/80	Payton, vs. NO	W	18-183
12/5/76	Payton, at Sea	W	27-183
9/9/79	Payton, vs. Min	W	23-182
9/16/62	Galimore, at SF	W	22-181
9/9/84	Payton, vs. Den	W	20-179
11/26/81	Payton, at Dal	L	38-179
9/14/86	Payton, vs. Phil	W+	33-176
12/9/84	Payton, vs. GB	L	35-175
11/27/66	Sayers, vs. Atl	W	19-172
12/11/77	Payton, vs. GB	W	32-163
10/29/78	Payton, vs. Det	L	23-162
9/18/83	Payton, at NO	L+	28-161
9/18/77	Payton, vs. Det	W	23-160
12/16/79	Payton, vs. StL	W	33-157
10/16/78	Payton, at Den	L	22-157
9/30/84	Payton, vs. Dal	L	25-155
10/7/79	Payton, at Buf	W	39-155
10/28/34	Feathers, vs. GB	W	15-155
10/7/84	Payton, vs. NO	W	32-154
10/20/57	Galimore, vs. Rams	W	24-153
12/18/83	Payton, vs. GB	W	30-148
9/19/76	Payton, at SF	W	28-148
9/10/89	Anderson, vs. Cin	W	21-146
10/17/76	Payton, at Rams	L	27-145
11/26/78	Harper, vs. TB	W	25-144
10/29/44	Grygo, vs. Rams	W	13-144
10/27/68	Sayers, vs. Min	W	18-143
10/15/67	Sayers, vs. Det	W	22-142
10/7/90	Anderson, vs. GB	W	21-141
10/10/76	Payton, at Min	L	19-141
10/2/39	Maniaci, at Pit	W	12-141
10/2/77	Payton, vs. NO	L	19-140
9/30/34	Feathers, at Reds	W	2-140
11/27/88	Anderson, vs. GB	W	17-139
11/9/86	Payton, at TB	W	20-139
10/7/56	Casares, at GB	W	24-139
11/24/77	Payton, at Det	W	20-137
10/9/55	Hoffman, vs. SF	L	18-135
9/16/79	Payton, at Dal	L	22-134
12/21/75	Payton, at NO	W	25-134
10/6/80	Payton, vs. TB	W	28-133
11/17/85	Payton, at Dal	W	22-132
10/13/85	Payton, at SF	W	24-132
11/4/56	Casares, at Rams	W	25-132
10/7/34	Feathers, at Brk	W	14-132
11/13/83	Payton, vs. Phil	W	23-131
12/10/67	Sayers, vs. Min	T	20-131
12/20/80	Payton, at TB	W	29-130
12/7/80	Payton, vs. GB	W	22-130
12/3/44	Margarita, at Pit-StL	W	9-129
11/12/78	Payton, at Min	L	23-127
12/17/72	Douglass, at Oak	L	14-127

10/10/77	Payton, vs. Rams	W	24-126
11/30/69	Sayers, vs. Clev	L	20-126
9/2/79	Payton, vs. GB	W	36-125
11/6/66	Sayers, vs. Det	T	21-124
10/21/56	Casares, vs. Balt	W	22-124
11/26/33	Nagurski, vs. Port	W	18-124
9/4/88	Anderson, vs. Mia	W	24-123
11/27/80	Payton, at Det	W+	18-123
10/1/78	Payton, at Oak	L+	27-123
12/19/88	Anderson, at Min	L	22-122
10/16/77	Payton, at Min	L+	24-122
12/2/85	Payton, at Mia	L	23-121
12/16/62	Marconi, vs. Det	W	13-121
10/5/52	Dottley, at Chi	L	24-121
9/17/50	Gulyanics, vs. Rams	W	26-121
9/8/85	Payton, vs. TB	W	17-120
12/17/67	Sayers, at Atl	W	19-120
12/17/89	Anderson, vs. GB	L	12-119
11/12/50	Hunsinger, vs. Yanks	W	14-119
10/15/39	Osmanski, vs. Chi	W	15-119
10/27/85	Payton, vs. Min	W	19-118
12/5/65	Sayers, at Balt	W	16-118
9/20/87	Anderson, vs. TB	W	16-117
11/25/84	Payton, at Min	W	23-117
10/15/72	Douglass, at Clev	W	11-117
11/26/67	Sayers, vs. GB	L	18-117
12/9/56	Casares, vs. Chi	W	25-117
11/18/51	Dottley, vs. GB	W	17-117
9/24/89	Anderson, at Det	W	16-116
9/23/84	Payton, at Sea	L	24-116
11/2/69	Sayers, at Min	L	20-116
11/24/57	Casares, at Det	W	28-116
11/4/45	Margarita, vs. GB	W	16-116
12/9/79	Payton, at GB	W	25-115
11/6/55	Watkins, vs. GB	W	14-115
11/6/55	Casares, vs. GB	W	16-115
10/16/60	Morris, vs. SF	W	7-114
10/21/34	Feathers, vs. Cin	W	7-114
9/7/86	Payton, vs. Clev	W	22-113
11/4/79	Payton, vs. Det	W	22-113
9/17/72	Harrison, vs. Atl	L	20-113
12/12/65	Sayers, vs. SF	W	9-113
11/28/65	Sayers, vs. NYG	W	13-113
11/9/58	Casares, at GB	W	15-113
11/2/58	Casares, at Rams	L	23-113
10/21/85	Payton, vs. GB	W	25-112
11/20/83	Suhey, at TB	W	19-112
12/6/81	Payton, vs. Min	W	33-112
12/1/68	Piccolo, at NO	W	21-112
11/9/69	Sayers, vs. Pit	W	28-112
10/14/56	Casares, vs. SF	W	21-112
10/21/51	Dottley, vs. SF	W	16-112
11/18/90	Anderson, at Den	W+	28-111
12/8/85	Payton, vs. Ind	W	26-111
11/4/84	Payton, vs. Raid	W	27-111
10/21/79	Payton, at Min	L	23-111
11/22/59	Casares, at Det	W	21-111
11/12/39	Osmanski, at Det	W	18-111

(continued)

100-YARD RUSHING GAMES

9/16/84	Payton, at GB	W	27-110	12/26/82	Payton, at Rams	W	20-104
11/28/76	Payton, at GB	W	27-110	10/3/76	Payton, vs. Wash	W	18-104
10/19/75	Adamle, at Pit	L	17-110	11/18/56	Casares, vs. Rams	W	27-104
1/2/83	Payton, at TB	L+	26-109	9/4/83	Payton, vs. Atl	L	20-103
11/5/78	Payton, vs. Sea	L	18-109	10/23/72	Harrison, vs. Min	W	31-103
11/14/76	Payton, vs. GB	W	18-109	11/10/85	Suhey, vs. Det	W	16-102
10/26/69	Sayers, vs. Rams	L	15-109	11/24/85	Payton, vs. Atl	W	20-102
10/5/86	Payton, vs. Min	W	26-108	10/9/83	Payton, vs. Min	L	20-102
9/29/68	Sayers, at Min	W	16-108	10/12/80	Payton, at Min	L	23-102
11/11/56	Hoffman, vs. GB	W	18-108	12/7/58	Casares, vs. Chi	W	22-102
10/28/56	Jeter, at SF	W	16-108	10/22/39	Maniaci, at NYG	L	15-102
11/10/85	Payton, vs. Det	W	26-107	11/17/91	Muster, at Ind	W	15-101
10/25/81	Payton, vs. SD	W+	36-107	9/9/90	Anderson, vs. Sea	W	20-101
11/9/80	Payton, vs. Wash	W	17-107	12/11/83	Suhey, at Min	W	17-101
11/20/83	Payton, at TB	W	22-106	10/19/80	Payton, vs. Det	W	27-101
10/9/66	Sayers, vs. Balt	W	18-106	9/3/78	Payton, vs. StL	W	26-101
9/25/88	Anderson, at GB	W	20-105	12/4/77	Payton, at TB	W	33-101
11/15/81	Payton, at GB	L	22-105	10/21/74	Garrett, vs. GB	W	23-101
11/26/78	Payton, vs. TB	W	27-105	11/29/42	Famiglietti, vs. Rams	W	12-101
11/16/75	Payton, at SF	L	23-105	10/10/34	Feathers, at Pit	W	8-101
10/6/68	Sayers, at Balt	L	15-105	12/16/90	Anderson, at Det	L	22-100
9/15/68	Sayers, vs. Wash	L	15-105	11/19/89	Anderson, vs. TB	L	15-100
10/28/51	Dottley, at Det	W	17-105	10/14/84	Payton, at StL	L	23-100
11/25/45	McAfee, vs. Pit	W	5-105	11/4/73	Douglass, at GB	W	19-100
9/26/93	Anderson, vs. TB	W	28-104	11/20/49	Hoffman, at Wash	W	15-100

167 rushers in 163 games*

Eight games have gone into overtime; two have ended in a tie (before OT was adopted).

TOTAL: 120-41-2 (.745)*

At home: 73-16-2 (.820)

On the road: 47-25 (.653)

TWO 100-YARD RUSHERS:

11/6/55 vs. GB — Casares, Watkins

11/26/78 vs. TB — Payton, Harper

11/20/83 at TB — Payton, Suhey

11/10/85 vs. Det — Payton, Suhey

BY MONTH:*

September 22-7 (.759)

October 34-17 (.667)

November 40-11-1 (.784)

December 24-5-1 (.828)

January 0-1 (.000)

100-YARD PLAYOFF GAMES:

119 — McAfee, vs. GB, 12/14/41

109 — Osmanski, at Wash, 12/8/40

104 — Payton, at Wash, 12/30/84

102 — Anderson, vs. NO, 1/6/91

ON THE ROAD:*

(five games min.)

Detroit 8-0

Green Bay 10-1

Minnesota 3-8

Tampa Bay 4-1

San Francisco 4-1

BY RUSHER:*

Adamle, Mike 1-0

Anderson, Neal 10-4

Casares, Rick 12-1

Dottley, Kayo 3-1

Douglass, Bobby 2-1

Famiglietti, Gary 1-0

Feathers, Beattie 5-0

Galimore, Willie 2-0

Garrett, Carl 1-0

Grygo, Al 1-0

Gulyanics, George 1-0

Harper, Roland 1-0

Harrison, Jim 1-1

Hoffman, John 2-1

Hunsinger, Chuck 1-0

Jeter, Perry 1-0

Maniaci, Joe 1-1

Marconi, Joe 1-0

Margarita, Bob 2-0

McAfee, George 1-0

Morris, Johnny 1-0

Muster, Brad 1-0

Nagurski, Bronko 1-0

Osmanski, Bill 2-0

Payton, Walter 53-24

Piccolo, Brian 1-0

Sayers, Gale 12-6-2

Suhey, Matt 3-0

Watkins, Bobby 1-0

BY TEAM:*

Atlanta Falcons 3-2

Brooklyn Dodgers 1-0

Buffalo Bills 1-0

Cincinnati Bengals 1-0

Cincinnati Reds 2-0

Cleveland Browns 2-1

Dallas Cowboys 1-3

Denver Broncos 2-1

Detroit Lions 15-1-1

Portsmouth Spartans 1-0

Green Bay Packers 24-4

Indianapolis Colts 2-0

Baltimore Colts 3-1

Kansas City Chiefs 1-0

LA Raiders Raiders 1-0

Oakland Raiders 0-2

LA Rams 6-3

Cleveland Rams 2-0

Miami Dolphins 1-1

Minnesota Vikings 11-8-1

New Orleans Saints 4-2

New York Giants 1-1

New York Yankees 1-0

Philadelphia Eagles 2-0

St. Louis Cardinals 2-1

Chicago Cardinals 3-1

Pittsburgh-St. Louis 1-0

Pittsburgh Steelers 3-1

Pittsburgh Pirates 1-0

San Diego Chargers 1-0

San Francisco 49ers 8-2

Seattle Seahawks 2-2

Tampa Bay Buccaneers 9-2

Washington Redskins 2-2

*Does not include post-season

100-YARD RECEIVING GAMES

10/31/54	Hill, at SF	W	7-214
11/18/62	J. Morris, at Dal	W	10-201
10/21/56	Hill, vs. Balt	W	9-198
11/25/56	Hill, at NYG	T	7-195
10/23/49	Keane, at NYG	L	14-193
11/12/61	Ditka, vs. GB	L	9-190
11/8/64	J. Morris, vs. Balt	L	10-183
11/19/67	Gordon, vs. StL	W	4-178
10/29/50	Kavanaugh, at NYG	L	8-177
10/19/81	M. Anderson, at Det	L	6-176
9/28/86	Gault, at Cin	W	7-174
11/11/49	Hoffman, vs. Chi	W	8-174
12/15/63	J. Morris, at Det	W	8-171
10/25/64	Ditka, at Wash	L	13-168
10/25/53	Dooley, at Rams	L	6-164
11/20/60	Dewveall, vs. Det	W	6-163
12/14/47	Keane, vs. Chi	L	7-161
11/15/70	Gordon, at GB	L	5-158
10/5/86	Ortego, vs. Min	W	6-157
12/7/47	McAfee, vs. Rams	L	9-157
12/9/62	Ditka, vs. Rams	W	6-155
10/30/55	Hill, at Rams	W	8-151
12/16/51	Schroeder, vs. Chi	L	4-150
10/15/61	Galimore, vs. Balt	W	7-149
11/23/52	Stone, vs. Det	W	4-148
11/11/79	Watts, vs. Rams	W	6-147
10/25/70	Farmer, vs. Det	L	6-147
12/15/68	Gordon, vs. GB	L	6-147
10/11/64	J. Morris, vs. Rams	W	11-147
10/11/59	Hill, vs. Rams	L	5-147
9/19/85	Gault, at Min	W	6-146
11/24/63	Ditka, at Pit	T	7-146
11/10/46	Kavanaugh, at Rams	W	6-146
11/12/44	McLean, vs. Bos	W	5-146
12/5/54	Dooley, at Chi	W	5-144
10/10/54	Hill, vs. Balt	W	3-144
10/12/47	Kavanaugh, vs. Phil	W	2-144
10/10/77	Scott, vs. Rams	W	2-142
12/13/70	Farmer, vs. GB	W	9-142
10/28/56	Hill, at SF	W	7-142
10/29/72	Farmer, at StL	W	5-141
10/13/46	McLean, vs. Rams	T	6-141
10/4/81	Margerum, at Min	L	10-140
10/19/80	Scott, vs. Det	W	3-140
9/26/54	Hill, at Det	L	4-140
10/10/71	Gordon, vs. NO	W	8-139
11/18/45	Kavanaugh, vs. Det	L	6-138
12/11/49	Kavanaugh, vs. Chi	W	6-137
12/23/91	Davis, at SF	L	6-136
9/20/64	J. Morris, at Min	W	10-135
11/16/87	Gault, at Den	L	5-133
9/19/85	McKinnon, at Min	W	4-133
11/18/62	Ditka, at Dal	W	7-133
10/17/54	Dooley, vs. SF	L	6-133
10/14/62	Ditka, vs. SF	L	8-132
9/25/83	Gault, at Balt	L	5-130
9/23/61	Ditka, at Rams	W	5-130
12/4/83	Gault, at GB	L	4-129
10/1/50	Keane, at GB	L	8-129

11/2/47	Kavanaugh, at Bos	W	8-129
12/19/71	Farmer, vs. Min	L	7-128
11/25/62	Coia, at Balt	W	6-128
10/16/49	Keane, vs. Phil	W	8-127
12/7/80	Watts, vs. GB	W	4-126
10/4/42	McLean, at CRams	W	5-126
9/22/63	Ditka, at Min	W	8-124
10/9/60	J. Morris, vs. Rams	W	3-124
12/7/75	Rather, vs. Det	W	4-123
11/14/65	J. Morris, vs. StL	W	5-123
11/19/61	J. Morris, at SF	L	4-123
11/23/58	McColl, at Det	W	6-123
10/14/62	J. Morris, vs. SF	L	4-122
10/19/47	Keane, vs. Det	W	6-122
11/18/56	Hill, vs. Rams	W	5-121
11/11/56	Hill, vs. GB	W	4-121
10/8/61	Ditka, at Det	W	5-120
10/29/78	Payton, vs. Det	L	7-119
12/20/70	Gordon, at NO	W	9-119
12/13/53	Dooley, vs. Chi	L	8-119
11/29/42	Pool, vs. CRams	W	2-118
12/5/54	Hill, at Chi	W	6-117
11/14/54	Hill, vs. Clev	L	3-117
12/13/53	Hensley, vs. Chi	L	4-117
10/23/38	Manske, vs. CRams	L	6-117
11/13/88	Gentry, at Wash	W	5-116
11/9/86	Gault, at TB	W	4-116
9/15/74	Wade, vs. Det	W	2-116
9/25/65	J. Morris, at Rams	L	7-116
10/17/54	Hill, vs. SF	L	4-116
9/11/83	Payton, vs. TB	W	6-115
9/26/71	Gordon, at Min	W	10-115
10/9/60	Dewveall, vs. Rams	W	6-115
10/19/52	Schroeder, vs. SF	L	4-115
11/20/49	Kavanaugh, at Wash	W	4-115
12/5/37	McDonald, vs. Chi	W	6-115
10/18/92	Waddle, vs. TB	W	3-114
10/6/85	Moorehead, at TB	W	8-114
10/13/74	Rather, at Atl	L	6-114
10/8/78	Scott, at GB	L	9-113
10/2/77	Rather, vs. NO	L	6-113
12/12/65	Jones, vs. SF	W	3-113
11/13/55	Hill, vs. Rams	W	3-113
10/3/43	Geyer, at Det	W	3-113
9/29/74	Wade, at Min	L	6-112
12/2/62	J. Morris, vs. NYG	L	6-112
11/3/57	Hill, at Rams	W	4-111
10/15/89	Gentry, vs. Hou	L	6-110
10/13/63	Ditka, at Rams	W	9-110
11/7/54	Hoffman, vs. GB	W	9-110
10/24/54	McColl, at Rams	L	8-110
11/19/39	Manske, vs. Phil	W	2-110
10/4/64	J. Morris, at SF	L	7-109
11/28/54	Hill, vs. Rams	W	6-109
11/29/42	McLean, vs. CRams	W	4-109
12/6/69	Gordon, at SF	L	10-108
9/28/81	Payton, vs. Rams	L	4-107
11/24/77	Payton, at Det	W	4-107

(continued)

100-YARD RECEIVING GAMES

11/22/70	Gordon, vs. Buf.	W	6-107
11/15/64	J. Morris, at Rams	W	9-107
10/20/63	J. Morris, at SF	L	6-107
10/22/61	Ditka, vs. SF	W	4-107
9/25/55	Hill, at Balt	L	5-107
11/22/92	Davis, vs. GB	L	8-106
10/6/91	R. Morris, vs. Wash	L	5-106
12/19/88	McKinnon, at Min	L	4-106
11/27/80	Scott, at Det.	W+	6-106
12/5/76	Scott, at Sea	W	3-106
9/27/64	Ditka, at Balt	L	6-106
9/28/52	Schroeder, at GB	W	7-106
9/22/40	Swisher, at GB	W	2-106
11/11/90	Davis, vs. Atl	W	5-105
10/22/78	Scott, at TB	L	5-105
12/3/67	Gordon, at SF	W	7-105
10/8/61	Farrington, at Det.	W	2-105
11/29/59	Dewveall, at Chi	W	3-105
9/21/80	Watts, vs. Min	L	2-104
10/21/79	Baschnagel, at Min	L	4-104

10/3/65	Sayers, at GB	L	5-104
12/4/60	Coia, at GB	L	3-104
11/25/45	Margarita, vs. Pit.	W	6-104
9/18/83	Gault, at NO	L+	4-103
12/16/79	Watts, vs. StL	W	6-103
11/9/47	Kavanaugh, vs. GB	W	4-103
9/23/91	Waddle, vs. NYJ	W+	8-102
11/8/87	N. Anderson, at GB	W	5-102
12/26/82	Payton, at Rams	W	5-102
12/17/61	Ditka, vs. Min	W	8-102
10/27/57	Hill, at SF	L	5-102
9/30/5	Hill, at Balt	L	4-102
10/26/47	Keane, at Wash	W	9-102
12/11/60	Dooley, at Clev	L	7-101
11/29/92	Waddle, at Clev	L	4-100
12/6/69	Wallace, at SF	L	10-100
11/26/64	J. Morris, at Det	W	7-100
10/21/62	Ditka, vs. Balt	W	4-100
11/24/40	Kavanaugh, vs. CRams	W	3-100

156 receivers in 145 games*

Four games have gone into over-time; three have ended in a tie (before OT was adopted).

TOTAL: 82-57-3 (.590)*

At home: 45-24-1 (.652)
On the road: 39-34-2 (.534)

TWO 100-YARD RECEIVERS:

11/29/42 vs. ClevR	— McLean, Pool
12/11/49 vs. Chi	— Hoffman, Kavanaugh
12/13/53 vs. Chi	— Dooley, Hensley
10/17/54 vs. SF	— Dooley, Hill
12/5/54 at Chi	— Dooley, Hill
10/9/60 vs. Rams	— Dewveall, Morris
10/8/61 at Det	— Ditka, Farrington
10/14/62 vs. SF	— Ditka, Morris
11/18/62 at Dal	— Ditka, Morris
12/6/69 at SF	— Gordon, Wallace
9/19/85 at Min	— Gault, McKinnon

BY MONTH:*

September	11-10 (.524)
October	25-26-1 (.490)
November	33-9-2 (.786)
December	15-13 (.536)

100-YARD PLAYOFF GAMES:

129	— Gault, vs. NE, 1/26/86
122	— Magnani, vs. Wash, 12/26/43
108	— McKinnon, vs. Phil., 12/31/88
104	— Waddle, vs. Dal., 12/29/91

BY RECEIVER:*

Anderson, Marcus	0-1
Anderson, Neal	1-0
Baschnagel, Brian	0-1
Coia, Angelo	1-1

Davis, Wendell	1-2
Dewveall, Willard	3-0
Ditka, Mike	9-4-1
Dooley, Jim	1-4
Farmer, George	2-2
Farrington, John	1-0
Gallimore, Willie	1-0
Gault, Willie	3-4
Gentry, Dennis	1-1
Geyer, Bill	1-0
Gordon, Dick	6-3
Hensley, Dick	0-1
Hill, Harlon	11-7-1
Hoffman, John	2-0
Jones, Jimmy	1-0
Kavanaugh, Ken	7-2
Keane, Jim	3-3
Manske, Edgar "Eggs"	1-1
Margarita, Bob	1-0
Margerum, Ken	0-1
McAfee, George	0-1
McColl, Bill	1-1
McDonald, Lester	1-0
McKinnon, Dennis	1-1
McLean, Ray	3-0-1
Moorehead, Emery	1-0
Morris, Johnny	8-7
Morris, Ron	0-1
Ortego, Keith	1-0
Payton, Walter	3-2
Pool, Hampton	1-0
Rather, Bo	1-2
Sayers, Gale	0-1
Schroeder, Gene	1-2
Scott, James	4-2
Stone, Billy	1-0
Swisher, Bob	1-0
Wade, Charles	1-1
Wallace, Bob	1-0
Waddle, Tom	2-1

Watts, Rickey	3-1
---------------	-----

BY TEAM:*

Atlanta Falcons	1-1
Baltimore Colts	5-5
Boston Yankees	2-0
Buffalo Bills	1-0
Cincinnati Bengals	1-0
Cleveland Browns	0-3
Dallas Cowboys	1-0
Denver Broncos	0-1
Detroit Lions	13-5
Green Bay Packers	8-9
Houston Oilers	0-1
LA Rams	15-6-1
Cleveland Rams	3-1
Minnesota Vikings	6-6
New Orleans Saints	2-2
New York Giants	0-3-1
New York Jets	1-0
Philadelphia Eagles	3-0
St. Louis Cardinals	4-0
Chicago Cardinals	4-3
Pittsburgh Steelers	1-0-1
San Francisco 49ers	5-9
Seattle Seahawks	1-0
Tampa Bay Buccaneers	4-1
Washington Redskins	3-2

ON THE ROAD:*

(five games min.)	
at Baltimore	1-4
at Detroit	7-2
at Green Bay	3-6
at Minnesota	4-4
at LA Rams	7-3
at San Francisco	3-6

*Does not include post-season

300-YARD PASSING GAMES

12/11/49	Lujack, vs. Chi.....	W.....	39-24-468
11/18/62	Wade, at Dal.....	W.....	46-28-466
11/14/43	Luckman, at NYG.....	W.....	32-21-433
10/17/54	Blanda, vs. SF.....	L.....	47-21-359
10/14/62	Wade, vs. SF.....	L.....	34-18-356
12/17/61	Wade, vs. Min.....	W.....	34-23-355
12/12/65	Bukich, vs. SF.....	W.....	32-16-347
10/19/47	Luckman, vs. Det.....	W.....	26-18-342
9/20/64	Wade, at Min.....	W.....	31-23-341
10/24/54	Blanda, at Rams.....	L.....	46-28-338
12/13/70	Concannon, vs. GB.....	W.....	34-21-338
11/19/67	Concannon, vs. StL.....	W.....	24-11-336
10/16/83	Evans, at Det.....	L.....	45-28-336
10/25/53	Blanda, at Rams.....	L.....	47-23-334
10/9/60	Brown, vs. Rams.....	W.....	21-13-333
10/29/50	Lujack, at NYyanks.....	L.....	39-20-331

10/8/61	Wade, at Det.....	W.....	25-13-330
11/25/62	Wade, at Balt.....	W.....	32-23-328
10/11/59	Brown, vs. Rams.....	L.....	29-14-323
11/19/61	Wade, at SF.....	L.....	34-18-323
10/25/64	Wade, at Wash.....	L.....	57-33-321
10/23/49	Lujack, at NYG.....	L.....	52-29-319
10/21/62	Wade, vs. Balt.....	W.....	26-13-318
12/7/80	Evans, vs. GB.....	W.....	22-18-316
10/12/47	Luckman, vs. Phil.....	W.....	25-14-314
11/16/87	McMahon, at Den.....	L.....	34-21-311
10/4/81	Evans, at Min.....	L.....	43-26-307
12/13/53	Blanda, vs. Chi.....	L.....	37-20-306
10/18/92	Harbaugh, vs. TB.....	W.....	26-13-304
9/23/91	Harbaugh, vs. NYJ.....	W.....	42-28-303
9/24/89	Tomczak, at Det.....	W.....	25-15-302
12/6/69	Carter, at SF.....	L.....	49-31-301

32 300-yard passing games

One game has gone into overtime.
None occurred in the playoffs.

Only three games have been at
Soldier Field: 12/7/80 vs. GB,
9/23/91 vs. NYJ, 10/18/92 vs. TB

TOTAL: 18-14 (.563)

At home: 12-4 (.750)
On the road: 6-10 (.375)

BY DECADE:

1940-49	4-1 (.800)
1950-59	0-6 (.000)
1960-69	9-4 (.692)
1970-79	1-0 (.1000)
1980-89	2-3 (.400)
1990s	2-0 (1.000)

BY MONTH:

September	3-0 (1.000)
October	6-10 (.375)
November	4-2 (.667)
December	5-2 (.714)

BY QUARTERBACK:

Blanda, George	0-4
Brown, Ed	1-1
Bukich, Rudy	1-0
Carter, Virgil	0-1
Concannon, Jack	2-0
Evans, Vince	1-2
Harbaugh, Jim	2-0
Luckman, Sid	3-0
Lujack, Johnny	1-2
McMahon, Jim	0-1
Tomczak, Mike	1-0
Wade, Bill	6-3

BY TEAM:

Baltimore Colts	2-0
Dallas Cowboys	1-0
Denver Broncos	0-1
Detroit Lions	3-1
Green Bay Packers	2-0
St. Louis Cardinals	1-0
Chicago Cardinals	1-1
Los Angeles Rams	1-3
Minnesota Vikings	2-1
New York Giants	1-1
New York Jets	1-0
New York Yankees	0-1
Philadelphia Eagles	1-0
San Francisco 49ers	1-4
Tampa Bay Buccaneers	1-0
Washington Redskins	0-1

HIGHEST QUARTERBACK RATINGS

	Season	Att	Cmp	Yards	Pct	Y/Att	TD	TD%	Int	Int%	Rate	
1	Sid Luckman	1943	202	110	2,194	54.5	10.86	28	13.9	12	5.9	107.8
2	Jim McMahon	1984	143	85	1,146	59.4	8.01	8	5.6	2	1.4	97.8
3	Sid Luckman	1941	119	68	1,181	57.1	9.92	9	7.6	6	5.0	95.5
4	Bill Wade	1961	250	139	2,258	55.6	9.03	22	8.8	13	5.2	93.7
5	Rudy Bukich	1965	312	176	2,641	56.4	8.46	20	6.4	9	2.9	93.6
6	Rudy Bukich	1964	160	99	1,099	61.9	6.87	12	7.5	7	4.4	89.0
7	Jim McMahon	1987	210	125	1,639	59.5	7.80	12	5.7	8	3.8	87.4
8	Ed Brown	1956	168	96	1,667	57.1	9.92	11	6.5	12	7.1	83.1
9	Jim McMahon	1985	313	178	2,392	58.1	7.64	15	4.8	11	3.5	82.8
10	Sid Luckman	1945	217	117	1,725	53.9	7.95	14	6.5	10	4.6	82.6
11	Jim Harbaugh	1990	312	180	2,178	57.7	6.98	10	3.2	6	1.9	81.9
12	Jim McMahon	1982	210	120	1,501	57.1	7.15	9	4.3	7	3.3	80.1
13	Sid Luckman	1942	105	57	1,023	54.3	9.74	10	9.5	13	12.4	80.0
14	Jim McMahon	1983	295	175	2,184	59.3	7.40	12	4.1	13	4.4	77.7
15	Ed Brown	1959	247	125	1,881	50.6	7.61	13	5.3	10	4.0	77.0

BEARS HALL OF FAMERS

Since the Hall of Fame opened in Canton, Ohio on September 7, 1963, 169 NFL players have been inducted. The 23 Bears enshrined in the Hall are the most of any team.

DOUG ATKINS

Inducted: 1982

Defensive End

BEARS: 12 seasons (1955-66)

NFL: 17 seasons

Three-time all-NFL (1960, 61, 62)...Eight-time Pro Bowler (1958-64; 66)...Named Outstanding Lineman in 1959 Pro Bowl...Cleveland's first-round pick in 1953 who came to Chicago in a 1955 trade with Browns...Joined Saints for final three seasons via 1967 trade...Conference track champion in the high-jump and scholarship basketball player at Tennessee.

GEORGE BLANDA

Inducted: 1981

Quarterback-Kicker

BEARS: 10 seasons (1949-58)

NFL: 26 seasons

NFL all-time leader in seasons (26), games (340), points (2,002), PAT attempts (959), PATs (943), FG attempts (638), and interceptions (277)...Bears career record holder in consecutive games with a score (83), and consecutive extra points (156); fourth in club history with 501 points...Retired in 1959, but returned in 1960 to play seven seasons with Houston (1960-66) and nine with Oakland (1967-75)...Led Oilers to two AFL titles and was 1961 Player of the Year...Set NFL record with 68 pass attempts vs. Buf. (11/1/64)...Voted Male Athlete of the Year by AP in 1970...Finished 305-game career with 2,002 points, 4,007 attempts for 26,920 passing yards and 236 TDs...Retired one month shy of 49th birthday...Played college ball at Kentucky.

DICK BUTKUS

Inducted: 1979

Middle Linebacker

BEARS: 9 seasons (1965-73)

NFL: 9 seasons

First pick of 1965 draft...Beat out incumbent middle linebacker Bill George...Denied Rookie of the Year honors when edged by teammate and fellow Hall of Fame enshrinee Gale Sayers...Voted to first Pro Bowl after his second year, and returned every season...Seven-time all-NFL...Bears all-time leader with 25 fumble recoveries (second in NFL history) and second with 47 turnovers (fumbles + interceptions)...Born and raised in Chicago; attended college at Illinois.

GEORGE CONNOR

Inducted: 1975

Tackle-Linebacker

BEARS: 8 seasons (1948-55)

NFL: 8 seasons

First of the big, mobile outside linebackers...All-NFL five times — including 1951 and 52 on both offense and defense...Voted to first four Pro Bowls (1951-54)...Dramatic display in 1952 Pro Bowl when, late in the game with opposition deep in territory, he made a tackle-for-loss on first down, solo stop on second down, sacked QB on third down, and batted down fourth down pass in the endzone...Injuries forced retirement after 1955 season...All-America one year at Holy Cross and two seasons at Notre Dame.

MIKE DITKA

Inducted: 1988

Tight End

BEARS: 6 seasons (1961-66)

NFL: 12 seasons

First tight end inducted to the Hall...Credited for changing the tight end from a "third tackle" to a receiving position...NFL Rookie of the Year in '61 with 56 receptions (still a Bears rookie record)...Voted to Pro Bowl following five seasons...His 427 career catches were most in NFL history by a tight end until Kellen Winslow broke the mark in 1980...Holds four Bears records including consecutive games with a reception (49)...Named Bears head coach on January 20, 1982...Guided team to 112 wins, six NFC Central titles, three NFC Championship games, and the Bears only Super Bowl victory...Bears first-round pick (fifth overall) in 1961 from Pittsburgh.

BEARS HALL OF FAMERS

JOHN "PADDY" DRISCOLL Running Back #1, 20

Inducted: 1965 BEARS: 5 seasons (1920; 26-29) NFL: 11 seasons

The NFL's first "franchise" player...Triple threat athlete who excelled at running, punting, and drop-kicking for field goals...Played with Chicago Cardinals (1921-25)...Scored 27 points in 1923 game vs. Rochester (four TDs, three FGs)...His 50-yard field goal in 1925 was NFL record for several years...Born in Evanston, IL, and attended Northwestern.

DANNY FORTMANN Guard #21

Inducted: 1965 BEARS: 8 seasons (1936-43) NFL: 8 seasons

Ninth round pick in NFL's first draft (1936)...As a rookie in 1920, at age 20, he was the league's youngest starter...Signal caller for linemen on offense and deadly tackler on defense...All-NFL from 1938-43...The Bears finished first five times, second twice, and third once during his eight years...Pursued medical studies at University of Chicago while playing with Bears...Played at Colgate.

BILL GEORGE Linebacker #61, 72

Inducted: 1974 BEARS: 14 seasons (1952-65) NFL: 15 seasons

Joined Bears in 1952 as "middle guard", but became league's first middle linebacker when he dropped off the line in 1954...All-NFL eight times in nine years...Voted to Pro Bowl eight straight seasons (1955-62)...Defensive signal caller final 10 seasons in Chicago...18 career interceptions...His 14 seasons tie for the most by a Bear player...Finished with Rams (1966)...Attended Wake Forest.

HAROLD "RED" GRANGE Running Back-Defensive Back #77

Inducted: 1963 BEARS: 7 seasons (1925; 29-34) NFL: 9 seasons

Joined Bears on Thanksgiving, 1925—just 10 days following final college game...Attracted crowds of 70,000 at the Polo Grounds and 75,000 in LA Coliseum during 1925 "tour"—17 games in two months to showcase the Galloping Ghost...Left Bears for NY Yankees of AFL in 1926 which joined NFL the following season...Suffered knee injury vs. Bears in 1927, and missed entire '28 season...Rejoined Chicago in 1929, but was "ordinary" ball carrier...Developed into a good defensive back...All-NFL in 1931...Made TD-saving tackle in final seconds of 1933 Championship Game 23-21 win over NY Giants...Played college ball at Illinois.

GEORGE HALAS End-Coach-Owner #7

Inducted: 1963 BEARS: 63 seasons (1920-83) NFL: 63 seasons

(See bio on page 148)

ED HEALEY Tackle #16

Inducted: 1964 BEARS: 5 seasons (1922-27) NFL: 8 seasons

Acquired by Halas from Rock Island Independents (1920-22) in exchange for gate receipts (\$100) from late-season game in 1922...Ran more than 30 yards in 1924 to tackle his own teammate who was running the wrong way with an interception...Caught running back George Wilson from behind after hurdling several teammates in 1926 game vs. LA All-Stars...Termed "the most versatile tackle of all-time" by Halas...First president of Bear alumni association (1937)...Graduated from Dartmouth.

BILL HEWITT End #56

Inducted: 1971 BEARS: 5 seasons (1932-36) NFL: 9 seasons

Last helmetless player...Four time all-NFL (1933, 34, 36, 37) and first to do so with two teams...Designed play to win 1933 NFL Championship: jump pass from fullback to Hewitt who caught and lateraled to another end...Played for Eagles (1937-39), missed 1940-42 seasons before returning with Philadelphia-Pittsburgh (1943)...Career: 101 catches for 1,606 yards and 25 TDs...Average player in high school and at Michigan.

BEARS HALL OF FAMERS

STAN JONES

Tackle

#78

Inducted: 1991

BEARS: 12 seasons (1954-65)

NFL: 13 seasons

Selected by Chicago in 1953 draft...Started at tackle, but switched to guard in 1954 and became eight-time Pro Bowler (1956-62)...Played offense and defense in 1962 before switching solely to defense in 1963—when the Bears won the NFL Championship...One of the first pro football players to concentrate on weight lifting...Missed just two games in his first 11 seasons...Traded to Redskins (1966) as a favor from Halas so he could finish his career near his Rockville, Maryland home...College Lineman of the Year for 1953 National Champion Maryland Terrapins.

SID LUCKMAN

Quarterback

#42

Inducted: 1965

BEARS: 12 seasons (1939-50)

NFL: 12 seasons

Obtained as second pick of 1939 draft...Bears all-time leader in attempts (1,744), completions (904), yards (14,686), TDs (137), interceptions (132), and average gain (8.42)...Club season record holder in QB rating (107.8 in 1943), TDs (28 in 1943), and interceptions (31 in 1947)...Led Bears T-formation attack which won four NFL Titles including 73-0 blitzing of Washington in 1940 Championship...Five-time all-NFL and 1943 league MVP...Passed for record-tying seven TDs in 1943 game vs. Giants...Came out of Columbia University.

ROY "LINK" LYMAN

Tackle

#2, 11, 12, 14, 77

Inducted: 1964

BEARS: 7 seasons (1926-34)

NFL: 11 seasons

Pioneered stunting, slanting, and shifting style defense...Began pro career with Canton (1922-23), winning two championships; moved to Cleveland where he again won a championship...Joined Frankford (1925) before finishing with Bears...Left Bears for 1929 season to play semi-pro ball and in 1932 to settle business problems...In his final two seasons Chicago won the NFL Championship (1933) and division (1934)...No high school ball (school had seven boys), but played at Nebraska.

GEORGE McAFEE

Running Back-Defensive Back

#5, 33

Inducted: 1966

BEARS: 8 seasons (1940-50)

NFL: 8 seasons

Bears first choice in 1940...Career average 12.78 yards on 112 punt returns is still NFL record...Returned a kickoff 93 yards for TD in first pro game...Saw little playing time on talent-loaded 1940 and 1941 teams; went into the Navy for WWII; returned in 1945...21 career interceptions...All-America at Duke.

GEORGE MUSSO

Tackle-Guard-Defensive Tackle

#16

Inducted: 1982

BEARS: 11 seasons (1933-44)

NFL: 11 seasons

Signed by Halas for just \$90/game plus \$5 in expenses...Elected team captain in fourth season and kept the title remainder of career...First player to win all-NFL at two positions: tackle in 1935 and guard in 1937...College ball at Millikin.

RETIRED NUMBERS

- 3 Bronko Nagurski, RB-T
- 5 George McAfee, RB
- 7 George Halas, E
- 28 Willie Galimore, RB
- 34 Walter Payton, RB
- 41 Brian Piccolo, RB

- 42 Sid Luckman, QB
- 56 Bill Hewitt, E
- 61 Bill George, LB
- 66 Clyde "Bulldog" Turner, C
- 77 Harold "Red" Grange, RB

BEARS HALL OF FAMERS

BRONKO NAGURSKI

Fullback-Tackle

#3, 16

Inducted: 1963

BEARS: 9 seasons (1930-37; 43)

NFL: 9 seasons

Powerful, punishing runner who was also a threat to pass...Retired after eight seasons (1937) for a more profitable wrestling career...Returned in 1943 when Bears were short of players (due to WWII). Played mostly at tackle, but scored TD to put Bears ahead to stay in 1943 Championship game...Ninth in Bears career rushing ...High school teams were winless...All-American at Minnesota.

WALTER PAYTON

Running Back

#34

Inducted: 1993

BEARS: 13 seasons (1975-87)

NFL: 13 seasons

(Payton's stats on page 149)

GALE SAYERS

Running Back

#40

Inducted: 1977

BEARS: 7 seasons (1965-71)

NFL: 7 seasons

Fourth pick of 1965 draft...Had 77-yard PR, 93-yard KOR and 25-yard TD pass in first pre-season game...Amassed 2,272 net yards and a rookie-record 22 TDs including record-tying six TDs vs. SF in inaugural season...Picked Rookie of the Year over Butkus...Voted to five Pro Bowls (1966-70) and was Offensive MVP of three...Suffered right knee injury in 1968, but bounced back for second 1,000-yard season...Left knee injury in 1970 ended career...Led NFL in rushing in '66 and '69...20 100-yard rushing games...Third on Bears all-time rushing list...Averaged 5.0 yards per carry in career...Set 23 club records and seven NFL marks...Youngest player ever elected to the Hall (34 years old) and his effective playing time is also the shortest of any Hall of Famer...Star back at Kansas.

JOE STYDAHAR

Tackle

#13, 18

Inducted: 1967

BEARS: 9 seasons (1936-46)

NFL: 9 seasons

First player ever drafted by Bears...All-NFL left tackle (1937-40)...Left for WWII (1943-44), but returned to lead Chicago to 1946 Championship...Star player at West Virginia.

GEORGE TRAFTON

Center

#13

Inducted: 1964

BEARS: 13 seasons (1920-32)

NFL: 13 seasons

All-NFL center (unofficially) in eight of 13 seasons...Strong, tough, mean player—put four Rock Island players out of action in first 12 plays of a 1920 game...Notre Dame career was cut short when Knute Rockne caught him playing semi-pro ball.

CLYDE "BULLDOG" TURNER

Center-Linebacker

#66

Inducted: 1966

BEARS: 13 seasons (1940-52)

NFL: 13 seasons

First-round draft pick in 1940...Flawless snapper and excellent blocker who was all-NFL six times...Could also play guard or tackle...Led league in 1942 with eight interceptions at line-backer...Played running back in emergency situations, scored 48-yard TD in 1944...Had 96-yard interception return for TD in 1947...Played college ball for Hardin-Simmons.

In addition to the 23 Bears Hall of Famers, there are four other inductees who spent part of their careers with Chicago, though their notable achievements came with other clubs:

Player	Position	With Bears	Other teams
Guy Chamberlain	End	1920-21	Canton, Cleveland Bulldogs, Frankfort, Chi. Cardinals
Walt Kiesling	Guard	1934	Duluth, Pottsville, Chi. Cards, Green Bay, Pittsburgh Pirates
Bobby Layne	Quarterback	1948	NY Bulldogs, Detroit, Pittsburgh
Alan Page	Defensive Tackle	1978-81	Minnesota Vikings

ALL-TIME FIRST-ROUND PICKS

Year	Pick	Player (position)	College	Year	Pick	Player (position)	College
1994	11th	John Thierry (DE)	Alcorn State	1964	14th	Dick Evey (DT)	Tennessee
1993	7th	Curtis Conway (WR)	USC	1963a	10th	(To LA Rams for Joe Marconi, RB)	
1992	22nd	Alonzo Spellman (DE)	Ohio State	1963b	11th	Dave Behrman (C)	Michigan State
1991	22nd	Stan Thomas (T)	Texas			(from Pit. for Ed Brown, QB)	
1990	6th	Mark Carrier (S)	USC	1962	7th	Ronnie Bull, (RB)	Baylor
1989a	11th	Donnell Woolford (DB)	Clemson	1961	5th	Mike Ditka (TE)	Pittsburgh
		(from LA Raiders for Willie Gault, WR)		1960	7th	Roger Davis (G)	Syracuse
1989b	12th	Trace Armstrong (DE)	Florida	1959	7th	Don Clark (HB)	Ohio State
		(from Wash. for Wilber Marshall, LB)		1958	7th	Chuck Howley (LB/G)	West Virginia
1989c	25th	(To Miami for 2nd and 3rd round picks)		1957	13th	Earl Leggett (DT)	LSU
1988a	23rd	Brad Muster (FB)	Stanford	1956	10th	Menan "Tex" Schriewer (E)	Texas
1988b	27th	Wendell Davis (WR)	LSU	1955	11th	Ron Drzewiecki (HB)	Marquette
		(from Wash. for Wilber Marshall, LB)		1954	6th	Stan Wallace (HB)	Illinois
1987	26th	Jim Harbaugh (QB)	Michigan	1953	6th	Billy Anderson (HB)	Compton JC
1986	27th	Neal Anderson (RB)	Florida	1952	8th	Jim Dooley (FLHB)	Miami (FL)
1985	22nd	William Perry (DT)	Clemson	1951a	2nd	Bob Williams (QB)	Notre Dame
1984	11th	Wilber Marshall (LB)	Florida			(from New York Yankees)	
1983a	6th	Jim Covert (T)	Pittsburgh	1951b	10th	Billy Stone (HB)	Bradley
1983b	18th	Willie Gault (WR)	Tennessee			(from disbanded Colts)	
		(from TB for 1982 second round pick)		1951c	16th	Gene Schroeder (E)	Virginia
1982	5th	Jim McMahon (QB)	BYU	1950	2nd	Chuck Hunsinger (HB)	Florida
1981	11th	Keith Van Home (T)	USC		10th	Harper Davis (HB)	Mississippi St.
1980	19th	Otis Wilson (LB)	Louisville			(from dispersal draft)	
1979a	4th	Dan Hampton (DT)	Arkansas	1949	10th	Dick Harris (C)	Texas
		(from TB for Wally Chambers, DT)		1948a	7th	Bobby Layne (QB)	Texas
1979b	9th	Al Harris (DE)	Arizona State			(from Det. through Pit. for Ray Evans, HB)	
1978	20th	(To Cleveland for Mike Phipps, QB)		1948b	13th	Max Baumgardner (E)	Texas
1977	15th	Ted Albrecht (T)	California	1947a	1st	Bob Fenimore (HB)	Oklahoma St.
1976	8th	Dennis Lick (T)	Wisconsin			(Bonus Choice)	
		(from Atl. for first and third round picks)		1947b	11th	Don Kindt (HB)	Wisconsin
1975	4th	Walter Payton (RB)	Jackson State	1946	4th	Johnny Lujack (QB)	Notre Dame
1974a	4th	Waymond Bryant (LB)	Tennessee St.	1945	7th	Don Lund (HB)	Michigan
1974b	20th	Dave Gallagher (DE)	Michigan	1944	8th	Ray Evans (HB)	Kansas
		(from LA Rams for Dick Gordon, WR)		1943	9th	Bob Steuber (HB)	Missouri
1973	8th	Wally Chambers (DT)	E. Kentucky	1942	10th	Frankie Albert (QB)	Stanford
1972a	3rd	Lionel Antoine (T)	S. Illinois	1941a	1st	Tom Harmon (HB)	Michigan
		(from Giants for Hyland, and McRae)				(from Phil. for John Schiechl, C)	
1972b	12th	Craig Clemons (S)	Iowa	1941b	3rd	Norm Standlee (FB)	Stanford
1971	11th	Joe Moore (RB)	Missouri			(from Pit. for Billy Patterson, QB)	
1970	2nd	(To GB for Caffey, Pitts, and Hyland)		1941c	9th	Don Scott (HB)	Ohio State
1969	14th	Rufus Mayes (T)	Ohio State	1940	7th	Clyde "Bulldog" Turner (C/LB)	Hardin-Simmons
1968	17th	Mike Hull (RB)	USC	1939a	2nd	Sid Luckman (QB)	Columbia
1967	10th	Loyd Phillips (DE)	Arkansas	1939b	6th	Bill Osmanski (FB)	Holy Cross
1966	12th	George Rice (DT)	LSU			(from Pit. for Eggs Manske, E)	
1965a	3rd	Dick Butkus (LB)	Illinois	1938	10th	Joe Gray (HB)	Oregon State
		(from Pit. for '64 second and fourth rd. picks)		1937	8th	Les McDonald (E)	Nebraska
1965b	4th	Gale Sayers (RB)	Kansas	1936	6th	Joe Stydahar (T)	West Virginia
1965c	6th	Steve DeLong (DE)	Tennessee				
		(from Wash. for Coia and Williams)					

RECENT BEAR DRAFTS

1994

1. THIERRY, John, DE, Alcorn State
2. SPEARS, Marcus, T, Northwestern State (LA)
3. FLANIGAN, Jim, DT, Notre Dame
4. HARRIS, Raymont, FB, Ohio State
5. (from Dallas with V. Smith and Minter for Roper, Blackwell, and Paul; traded to Pittsburgh for Tim Worley)
6. HILL, Lloyd, WR, Texas Tech
7. COLLIER, Dennis, S, Colorado

1993

1. CONWAY, Curtis, WR/KR, USC
2. SIMPSON, Carl, DT, Florida State
3. GEDNEY, Chris, TE, Syracuse
- 4a. PERRY, Todd, G, Kentucky
- (from Cleveland in Jay Hilgenberg trade)
- 4b. BAKER, Myron, LB, Louisiana Tech
- (from Ind. with 6th-round for Bears' 4th round)
- 4c. FONTENOT, Albert, DE, Baylor
- (from GB for Bears' 5th, and 6th from Ind.)
6. HOFFMANN, Dave, MLB, Washington
7. JOHNSON, Keshon, CB, Arizona
8. (to Seattle for restricted free agent Joe Cain)

1992

1. SPELLMAN, Alonzo, DT, Ohio State
2. AUZENNE, Troy, T, California
3. LINCOLN, Jeremy, CB, Tennessee
4. FURRER, Will, QB, Virginia Tech
5. HARRISON, Todd, TE, N. Carolina State
6. BERRY, Mark, DB, Texas
7. BROWN III, John, WR, Houston
8. (traded to NYJ on 8/18/91 for Ron Mattes)
9. JURKOVIC, Mirko, G, Notre Dame
10. FISHER, Nikki, FB, Virginia
11. AGE, Louis, T, SW Louisiana
12. WILSON, Chris, LB, Oklahoma

1991

1. THOMAS, Stan, T, Texas
2. ZORICH, Chris, DT, Notre Dame
3. GARDOCKI, Chris, P/K, Clemson
4. JOHNSON, Joe, CB, NC State
5. MORGAN, Anthony, WR, Tennessee
6. LEWIS, Darren, RB, Texas A & M
7. JUSTIN, Paul, QB, Arizona State
8. HORTON, Larry, DB, Texas A & M
9. STONEBREAKER, Michael, LB, Notre Dame
10. BACKES, Tom, DE, Oklahoma
11. LONG, Stacy, G, Clemson
12. COOK, John, DT, Washington

1990

1. CARRIER, Mark, S, USC
- 2a. WASHINGTON, Fred, DT, TCU
- 2b. COX, Ron, LB, Fresno St.
- (from San Diego in Jim McMahon trade)
- 3a. RYAN, Tim, DT, USC
- 3b. WILLIS, Peter Tom, QB, Florida St.
- (from Raiders in Willie Gault trade)
4. MOSS, Tony, WR, LSU
5. CHAFFEY, Pat, FB, Oregon St.
6. MANGUM, John, DB, Alabama
7. ANDERSON, Bill, C, Iowa
- (from Raiders for Bears' seventh round pick)
8. ROUSE, James, RB, Arkansas
9. BAILEY, Johnny, RB, Texas A & I
10. PRICE, Terry, DT, Texas A & M
- 11a. WHITE, Brent, DE, Michigan
- 11b. MATUSZ, Roman, T, Pittsburgh
- (from Raiders for Bears' seventh round pick)
12. COONEY, Anthony, DB, Arkansas

1989

- 1a. WOOLFORD, Donnell, DB, Clemson
- (from LA Raiders for Willie Gault)
- 1b. ARMSTRONG, Trace, DE, Florida
- (from Wash. for Wilber Marshall)
- 1c. (to Miami for Dolphins' 2nd and 3rd round picks)
- 2a. ROPER, John, LB, Texas A&M
- (from Miami for Bears' first round pick)
- 2b. ZAWATSON, Dave, OT, California
3. FONTENOT, Jerry, G, Texas A&M
- (from Miami for Bears' first round pick)
- 4a. PAUL, Markus, S, Syracuse
- (from Raiders for Bears' fourth & sixth rd. picks)
- 5a. GREEN, Mark*, RB, Notre Dame
- 5b. GILBERT, Greg, LB, Alabama
- 7a. BROTHERS, Richard*, S, Arkansas
- 7b. SNYDER, Brent, QB, Utah St.
- 8a. WOODS, Tony*, DT, Oklahoma
- 8b. DYKO, Chris, OT, Washington St.
- 9b. HARPER, LaSalle*, LB, Arkansas
- 9a. SANDERS, Byron, RB, Northwestern
- 10a. MILLIKAN, Todd*, TE, Nebraska
- 10b. SIMPSON, John, WR, Baylor
- 11a. NELMS, Joe*, DT, California
- 11b. STREETER, George, S, Notre Dame
- 12a. WEYGAND, Freddy*, WR, Auburn
- 12b. PHILLIPS, Anthony, G, Oklahoma
- * from Phil. for Chicago's third round pick

RECENT BEAR DRAFTS

1988

- 1a. MUSTER, Brad, FB, Stanford
- 1b. DAVIS, Wendell, WR, LSU
(from Washington for Wilber Marshall)
2. JONES, Dante, LB, Oklahoma
3. JARVIS, Ralph, DE, Temple
4. THORNTON, Jim, TE, Cal. St.-Fullerton
5. JOHNSON, Troy, LB, Oklahoma
6. STINSON, Lemuel, CB, Texas Tech
- 7a. RENTIE, Caesar, T, Oklahoma
- 8a. TATE, David, S, Colorado
- 8b. REED, Harvey, RB, Howard
(from New England for Doug Flutie)
9. MAGEE, Rogie, WR, LSU
10. PORTER, Joel, T, Baylor
11. FORCH, Steve, LB, Nebraska
12. CLARK, Greg, LB, Arizona St.

1987

1. HARBAUGH, Jim, QB, Michigan
2. MORRIS, Ron, WR, SMU
(Choice to LA Rams for Flutie)
4. SMITH, Sean, DE, Grambling
- 5a. BRYAN, Steve, DE, Oklahoma
- 5b. JOHNSON, Will, LB/DE, NE Louisiana
6. ADICKES, John, C, Baylor
7. HARRIS, Archie, T, William & Mary
8. MIGLIAZZO, Paul, FB, Oklahoma
9. HEIMULI, Lakei, FB, BYU
10. CHAPURA, Dick, DT, Missouri
11. JESSIE, Tim, RB, Auburn
12. JEFFRIES, Eric, DB, Texas

1986

1. ANDERSON, Neal, RB, Florida
2. JACKSON, Vestee, DB, Washington
3. WILLIAMS, David, WR, Illinois
4. BLAIR, Paul, T, Oklahoma St.
5. BARNES, Lew, WR, Oregon
6. POWELL, Jeff, RB, Tennessee
7. JONES, Bruce, DB, N. Alabama
8. DOUGLASS, Maurice, DB, Kentucky
9. TELTSCHIK, John, P, Texas
10. HUNDLEY, Barton, DB, Kansas St.
11. KOZLOWSKI, Glen, WR, BYU
12. (Choice to San Diego for Buford)

1985

1. PERRY, William, DT, Clemson
2. PHILLIPS, Reggie, DB, SMU
3. MANESS, James, WR, TCU
4. BUTLER, Kevin, K, Georgia
(Choice to New York Jets)
5. (Choice to LA Rams)
6. BENNETT, Charles, DE, SW Louisiana
8. BUXTON, Steve, T, Indiana St.
9. SANDERS, Thomas, RB, Texas A&M
10. CORYATT, Pat, DT, Baylor
11. MORRISSEY, Jim, LB, Michigan St.
12. (Choice to San Diego)

1984

1. MARSHALL, Wilber, LB, Florida
2. RIVERA, Ron, LB, California
3. HUMPHRIES, Stefan, G, Michigan
4. ANDREWS, Tom, G, Louisville
(Choice to Washington)
5. (Choice to Dallas)
6. ROBERTSON, Nakita, RB, Cen. Arkansas
8. ANDERSON, Brad, WR, Arizona
(Choice to San Francisco)
- 9a. CASALE, Mark, QB, Montclair St.
(from Cleveland)
- 10a. VESTMAN, Kurt, TE, Idaho
- 10b. GAYLE, Shaun, DB, Ohio St.
(from Cleveland)
- 11a. (Choice to LA Rams)
- 11b. BUTKUS, Mark, DT, Illinois
(from Cleveland)
- 12a. (Choice to Miami through San Francisco)
- 12b. JORDAN, Donald, RB, Houston
(from Cleveland)

1983

- 1a. COVERT, Jim, T, Pittsburgh
- 1b. GAULT, Willie, WR, Tennessee
(from Tampa Bay)
2. RICHARDSON, Mike, DB, Arizona St.
3. DUERSON, Dave, DB, Notre Dame
- 4a. THAYER, Tom, G/C, Notre Dame
- 4b. DUNSMORE, Pat, TE, Drake
(Choice to New England)
6. (Choice to Cleveland)
7. (Choice to Cleveland)
- 8a. DENT, Richard, DE, Tennessee St.
- 8b. BORTZ, Mark, DT, Iowa
- 9a. FADA, Rob, G, Pittsburgh
- 9b. ZAVAGNIN, Mark, LB, Notre Dame
(from Cleveland through San Francisco)
10. HUTCHISON, Anthony, RB, Texas Tech
11. WORTHY, Gary, RB, Wilmington
- 12a. WILLIAMS, Oliver, WR, Illinois
(from San Francisco)
- 12b. (Choice to San Diego)

1982

1. McMAHON, Jim, QB, BYU
(Choice to Tampa Bay)
3. WRIGHTMAN, Tim, TE, UCLA
4. GENTRY, Dennis, RB, Baylor
- 5a. HARNETT, Perry, G, SMU
- 5b. TABRON, Dennis, DB, Duke
(from San Diego)
6. BECKER, Kurt, G, Michigan
7. WAECHTER, Henry, DT, Nebraska
8. DOERGER, Jerry, T, Wisconsin
9. HATCHETT, Mike, DB, Texas
10. TURNER, Joe, DB, USC
11. BOLIAUX, Guy, LB, Wisconsin
12. YOUNG, Ricky, LB, Oklahoma St.

BEARS ALL-TIME ROSTER

What follows is a list of players who have been on the Chicago Bears' active roster for at least one NFL game between 1920 and 1993.

* indicates deceased players
() indicates seasons with the Bears
Year indicates first Bear season

Abbey, Joe (North Texas State).....E	(2)	1948
Adamle, Mike (Northwestern).....RB	(2)	1975
Adams, John (LSU).....B	(4)	1959
Adickes, John (Baylor).....C	(2)	1987
Adkins, Roy* (Millikin & Bethany).....G	(2)	1920
Age, Louis (SW Louisiana).....T	(1)	1942
Akin, Len (Baylor).....G	(1)	1942
Albrecht, Ted (California).....T	(5)	1977
Allen, Duane (Santa Ana).....E	(2)	1966
Allen, Eddie (Pennsylvania).....FB	(1)	1947
Allen, Egypt (TCU).....DB	(1)	1987
Allman, Robert (Michigan State).....E	(1)	1936
Althoff, Jim (Winona State).....DT	(1)	1987
Amsler, Marty (Evansville).....DE	(2)	1967
Anderson, Art (Idaho).....T	(2)	1961
Anderson, Brad (Arizona).....WR	(2)	1984
Anderson, Ed* (Notre Dame).....E	(1)	1923
Anderson, Henry (Northwestern).....G	(1)	1931
Anderson, Hunk* (Notre Dame).....G	(6)	1922
Anderson, Marcus (Tulane).....WR	(1)	1981
Anderson, Neal (Florida).....RB	(8)	1986
Anderson, Ralph* (Los Angeles St.).....E	(1)	1958
Anderson, William (Compton JC).....HB	(2)	1953
Andrews, Tom (Louisville).....C	(2)	1984
Antoine, Lionel (Southern Illinois).....T	(6)	1972
Apolskis, Charles* (DePaul).....E	(2)	1938
Ardizzone, Tony (Northwestern).....C	(1)	1979
Armstrong, Trace (Florida).....DT	(5)	1989
Arnett, Jon (USC).....HB	(3)	1964
Arp, John (Lincoln).....T	(1)	1987
Artoe, Lee (California).....T	(4)	1940
Ashburn, Clifford (Nebraska).....T	(1)	1930
Asher, Bob (Vanderbilt).....T	(4)	1972
Ashmore, M. Roger* (Gonzaga).....T	(1)	1927
Aspatore, Edward* (Marquette).....T	(1)	1934
Atkins, Doug (Tennessee).....E	(12)	1955
Atkins, Kelvin (Illinois).....LB	(1)	1983
Autrey, Billy (SF Austin).....C	(1)	1953
Auzenne, Troy (California).....T	(2)	1992
Avellini, Bob (Maryland).....QB	(10)	1975
Aveni, John (Indiana).....E	(2)	1959

Babartsky, Al (Fordham).....T	(3)	1943
Babinecz, John (Villanova).....LB	(1)	1975
Badaczewski, J. (Western Reserve).....G	(1)	1953
Bailey, Johnny (Texas A & I).....WR	(2)	1990
Baisi, Al (West Virginia).....G	(3)	1940
Baker, Myron (Louisiana Tech).....LB	(1)	1993
Banks, Fred (Liberty).....WR	(1)	1993

Barker, Richard* (Iowa State).....G	(1)	1921
Barnes, Erich (Purdue).....HB	(3)	1958
Barnes, Gary (Clemson).....E	(1)	1964
Barnes, Joe (Texas Tech).....QB	(1)	1974
Barnes, Lew (Oregon).....WR	(1)	1986
Barnett, Steve (Oregon).....T	(1)	1963
Barnhardt, Tom (North Carolina).....P	(1)	1987
Barwegen, Richard* (Purdue).....G	(3)	1950
Baschnagel, Brian (Ohio State).....WR	(9)	1976
Bassi, Dick* (Santa Clara).....G	(2)	1938
Battles, Bill (Brown).....E	(1)	1939
Bauman, Alf (Northwestern).....T	(3)	1948
Bausch, Frank* (Kansas).....C	(4)	1937
Baynham, Craig (Georgia Tech).....RB	(1)	1970
Becker, Dave (Iowa).....S	(1)	1980
Becker, Doug (Notre Dame).....LB	(1)	1978
Becker, Kurt (Michigan).....G	(8)	1982
Becker, Wayland (Marquette).....E	(1)	1934
Bell, Bob (Missouri).....LB	(1)	1987
Bell, Kay (Washington State).....T	(1)	1937
Bell, Todd (Ohio State).....S	(6)	1981
Bennett, Ben (Duke).....QB	(1)	1987
Benton, Jim (Arkansas).....E	(1)	1943
Bergerson, Gilbert* (Oregon State).....G	(2)	1932
Berry, Connie, M. (NC State).....E	(5)	1942
Berry, Royce (Houston).....DE	(1)	1976
Best, Art (Kent State).....RB	(2)	1977
Bettis, Tom (Purdue).....LB	(1)	1963
Bettridge, John (Ohio State).....HB	(1)	1937
Bingham, Don (Sul Ross).....HB	(1)	1956
Bishop, Bill (North Texas).....T	(9)	1952
Bishop, Don (Los Angeles City).....E	(1)	1959
Bivins, Charles* (Morris Brown).....HB	(7)	1960
Bjork, Del* (Oregon).....T	(2)	1937
Blackburn, JA.....T	(1)	1923
Blacklock, Hugh* (Michigan State).....T	(6)	1920
Blackman, Lennon (Tulsa).....HB	(1)	1930
Blackwell, Kelly (TCU).....TE	(1)	1992
Blair, Paul (Oklahoma State).....T	(2)	1986
Blanda, George (Kentucky).....QB	(10)	1949
Blaylock, Anthony (Winston-Salem)CB	(1)	1993
Boden, Lynn (South Dakota State).....G	(1)	1979
Bolan, George* (Purdue).....FB	(4)	1921
Bonderant, JB* (DePaul).....C	(1)	1922
Boone, JR (Tulsa).....HB	(4)	1948
Bortz, Mark (Iowa).....G	(11)	1983
Boso, Cap (Illinois).....TE	(5)	1987
Bowers, Sam (Fordham).....TE	(1)	1987
Brackett, ML (Auburn).....T	(2)	1956
Bradley, Chuck (Oregon).....TE	(1)	1977
Bradley, Ed (Wash. Forest).....G	(2)	1950
Bradley, Steve (Indiana).....QB	(1)	1987
Braidwood, Charles* (Chattanooga).....E	(1)	1932
Bramhall, Art (DePaul).....HB	(1)	1931
Bratkowski, Zeke (Georgia).....QB	(6)	1954
Bray, Ray* (Western Michigan).....G	(10)	1939
Brewers, Chris (Arizona).....RB	(1)	1987
Brink, Larry (Northern Illinois).....E	(1)	1954
Britton, Earl* (Illinois).....FB	(1)	1925
Brockman, Edward (Oklahoma).....B	(1)	1930
Brooks, Anthony (E. Texas St.).....WR	(1)	1993
Brown, Charley (Syracuse).....DB	(2)	1966

BEARS ALL-TIME ROSTER

Brown, Ed (San Francisco)	QB	(8)	1954
Brown, Kevin (W Texas State)	P	(1)	1987
Brown, William (Illinois)	FB	(1)	1961
Bruer, Bob (Mankato State)	TE	(1)	1976
Brumbaugh, Carl* (Florida)	QB	(8)	1930
Brupbacher, Ross (Texas A&M)	LB	(4)	1970
Bryan, Johnny* (Chicago)	HB	(4)	1922
Bryant, Waymond (Tennessee St.)	LB	(4)	1974
Buck, Arthur (John Carroll)	HB	(1)	1941
Buckler, William "Bill" (Alabama)	G	(6)	1926
Buffone, Doug (Louisville)	LB	(14)	1966
Buiford, Maury (Texas Tech)	P	(5)	1985
Buivid, Ray* (Marquette)	QB-HB	(2)	1937
Bukich, Rudy (USC)	QB	(9)	1958
Bull, Ronnie (Baylor)	B	(9)	1962
Burdick, Lloyd* (Illinois)	T	(2)	1931
Burgeis, Glenn (Tulsa)	T	(1)	1945
Buger, Todd (Penn State)	G	(1)	1993
Burks, Randy (SE Oklahoma St.)	WR	(1)	1976
Burman, George (Northwestern)	T	(1)	1964
Buss, Arthur (Michigan State)	T	(2)	1934
Bussey, Young* (LSU)	QB	(2)	1940
Butkus, Dick (Illinois)	LB	(9)	1965
Butler, Gary (Rice)	TE	(1)	1975
Butler, Kevin (Georgia)	K	(9)	1985
Buzin, Rich (Penn State)	T	(1)	1972

C

Cabral, Brian (Colorado)	LB	(5)	1981
Cadile, James (San Jose State)	G	(11)	1962
Caffey, Lee Roy* (Texas A&M)	LB	(1)	1970
Cain, Joe (Oregon Tech)	LB	(1)	1993
Calland, Lee (Louisville)	CB	(1)	1969
Cameron, Jack (Winston-Salem)	WR	(1)	1984
Campana, Al (Youngstown)	HB	(4)	1950
Campbell, Gary (Colorado)	LB	(7)	1977
Campbell, Leon (Arkansas)	FB	(3)	1952
Canady, James (Texas)	HB	(2)	1948
Carrier, Mark (USC)	S	(4)	1990
Carey, Bob* (Michigan State)	E	(1)	1958
Carl, Harland (Wisconsin)	HB	(1)	1956
Carlson, Jules "Zuck" (Oregon St.)	G	(8)	1929
Caroline, JC (Illinois)	HB	(10)	1956
Carter, Virgil (BYU)	QB	(4)	1968
Casares, Rick (Florida)	FB	(10)	1955
Casey, Tim (Oregon)	LB	(1)	1969
Castete, Jesse (McNeese State)	HB	(1)	1956
Chamberlin, Guy* (Nebraska)	E	(2)	1920
Chesney, Chester "Chef" (DePaul)	C	(2)	1939
Childs, Clarence (Florida A&M)	DB	(1)	1968
Christlan, Bob (Northwestern)	FB	(2)	1992
Cifers, Ed (Tennessee)	E	(2)	1947
Clark, Daryl (Texas)	RB	(1)	1987
Clark, Gail (Michigan State)	LB	(1)	1973
Clark, Greg (Arizona State)	LB	(1)	1988
Clark, Harry (West Virginia)	HB	(4)	1940
Clark, Herman* (Oregon State)	G	(5)	1952
Clark, Phil (Northwestern)	DB	(1)	1970

Clarkson, Stuart* (Texas A&I)	G	(7)	1942
Clemons, Craig (Iowa)	S	(6)	1972
Coady, Rich (Memphis State)	C/E	(5)	1970
Cobb, Mike (Michigan State)	TE	(4)	1978
Cody, Ed (Purdue)	FB	(2)	1949
Coia, Angelo (USC)	HB	(4)	1960
Cole, Emerson (Toledo)	FB	(1)	1952
Cole, Linzy (TCU)	WR	(1)	1970
Coley, James (Clemson)	TE	(1)	1990
Concannon, Jack (Boston College)	QB	(5)	1967
Conkright, Bill* (Oklahoma)	C	(2)	1937
Connor, George (Notre Dame)	T	(8)	1948
Conway, Curtis (USC)	WR	(1)	1993
Conzelman, Jim* (Washington)	HB	(1)	1920
Cooke, Ed (Maryland)	E	(1)	1958
Copeland, Ron* (UCLA)	WR	(1)	1969
Corbett, George* (Millikin)	HB	(7)	1932
Cornish, Frank (Grambling)	DT	(4)	1966
Corzine, Lester (Davis & Elkins)	HB	(1)	1938
Cotton, Craig (Youngstown)	TE	(1)	1973
Covert, Jim (Pittsburgh)	T	(8)	1983
Cowan, Les (McMurry)	T	(1)	1951
Cox, Ron (Fresno State)	LB	(4)	1990
Crawford, Fred (Duke)	T	(2)	1934
Crawford, James "Mush" (Illinois)	G	(1)	1925
Croft, Abe* (SMU)	E	(2)	1944
Croftcheck, Don (Indiana)	G	(1)	1967
Cross, Bob* (SF Austin State)	T	(2)	1952
Culver, Alvin (Notre Dame)	T	(1)	1932
Cunningham, Harold (Ohio State)	E	(1)	1929
Curchin, Jeff (Florida State)	T	(2)	1970

D

Daffer, Ted (Tennessee)	E	(1)	1954
Damore, John (Northwestern)	C	(2)	1957
Daniell, Jim (Ohio State)	T	(1)	1945
Daniels, Dick (Pacific-Oregon)	S	(2)	1969
Davis, Art (Alabama State)	T	(2)	1953
Davis, Fred (Alabama)	T	(6)	1946
Davis, Harper (Mississippi State)	HB	(1)	1950
Davis, John (Missouri)	DB	(1)	1970
Davis, Roger (Syracuse)	G	(4)	1960
Davis, Wendell (LSU)	WR	(6)	1988
Dean, Fred (Texas Southern)	G	(1)	1977
DeCorvont, Bill (Northwestern)	HB	(2)	1948
DeLong, Steve (Tennessee)	DE	(1)	1972
Delopaine, Jack (Salem)	RB	(1)	1979
Dempsey, Frank (Florida)	G	(4)	1950
Denney, Austin (Tennessee)	E	(3)	1967
Dent, Richard (Tennessee St.)	DE	(11)	1983
Devlin, Chris (Penn State)	LB	(1)	1978
Dewveall, Willard (SMU)	E	(2)	1959
Digris, Bernie (Holy Cross)	T	(1)	1943
Dimancheff, Boris Babe (Purdue)	HB	(1)	1952
Ditka, Mike (Pittsburgh)	TE	(6)	1961
Dodd, Al (NW Louisiana)	DB	(1)	1967
Doehring, John "Bull"	FB	(6)	1932
Doerger, Jerry (Wisconsin)	T	(1)	1982
Donchez, Tom (Penn State)	RB	(1)	1975
Dooley, Jim (Miami U)	E	(9)	1952
Dottley, John (Mississippi)	FB	(3)	1951

BEARS ALL-TIME ROSTER

Douglas, Merrill (Utah).....	FB	(3)	1958
Douglas, Bobby (Kansas).....	QB	(7)	1969
Douglass, Maurice (Kentucky).....	DB	(7)	1986
Douthitt, Earl (Iowa).....	S	(1)	1975
Dreher, Ferd (Denver).....	E	(1)	1938
Dressen, Charley*.....	QB	(1)	1920
Draws, Ted (Princeton).....	E	(1)	1928
Dreyer, Wally (Wisconsin).....	HB	(1)	1949
Driscoll, Paddy* (Northwestern).....	HB	(5)	1926
Drulis, Chuck* (Temple).....	G	(6)	1942
Drury, Lyle (St. Louis).....	E	(2)	1930
Drzewiecki, Ron (Marquette).....	HB	(2)	1955
Duarte, George (N. Arizona).....	CB	(1)	1987
Duerson, Dave (Notre Dame).....	S	(6)	1983
Dugger, Jack (Ohio State).....	E	(1)	1949
Dunlap, Bob (Oklahoma).....	QB	(1)	1935
Dunsmore, Pat (Drake).....	TE	(2)	1983
Dyko, Chris (Washington St.).....	T	(1)	1989

E

Earl, Robin (Washington).....	RB-TE	(6)	1977
Ecker, Ed* (John Carroll).....	T	(1)	1947
Eckers, Cid (Tennessee State).....	RB	(1)	1975
Ellis, Allan (UCLA).....	CB	(7)	1973
Elmes, Leland* (Bradley).....	QB	(1)	1929
Ely, Harold (Iowa)*.....	G	(1)	1932
Ely, Larry (Iowa).....	LB	(1)	1975
Engelbrecht, Paul* (Northwestern).....	G	(1)	1932
Englund, Harry.....	E	(4)	1920
Epps, Tony (Memphis State).....	DT	(1)	1993
Erickson, Harold* (Wash. & Jeff.).....	HB	(1)	1925
Evans, Earl (Harvard).....	T	(4)	1926
Evans, Fred (Notre Dame).....	HB	(1)	1948
Evans, Vince (USC).....	QB	(7)	1977
Evey, Dick (Tennessee).....	T	(6)	1964

F

Fada, Rob (Pittsburgh).....	G	(2)	1983
Fain, Richard (Florida).....	CB	(1)	1992
Falkenberg, Herb* (Trinity).....	FB	(1)	1952
Famiglietti, Gary* (Boston U.).....	FB	(8)	1938
Fanning, Stan (Idaho).....	T	(3)	1960
Farmer, George (UCLA).....	WR	(6)	1970
Farrington, John* (Prairie View).....	E	(4)	1960
Farris, Tom (Wisconsin).....	QB	(2)	1946
Feathers, Beattie* (Tennessee).....	HB	(4)	1934
Febel, Fritz* (Purdue).....	G	(1)	1935
Federovich, John (Davis & Elkins).....	T	(2)	1941
Feichtinger, Andy*.....	E	(2)	1920
Fencik, Gary (Yale).....	S	(12)	1976
Fenimore, Bob (Oklahoma A&M).....	HB	(1)	1947
Ferguson, JB.....	T	(1)	1932
Ferguson, Jim (South Carolina).....	C/LB	(1)	1969
Fetz, Gus*.....	FB	(1)	1923
Figner, George (Colorado).....	HB	(1)	1953
Finzer, Dave (DePauw).....	P	(1)	1984
Fisher, Bob (SMU).....	TE	(2)	1980
Fisher, Jeff (USC).....	CB	(4)	1981
Fitzgerald, Greg (Iowa).....	DT	(1)	1987
Flaherty, Pat* (Princeton).....	E	(1)	1923

Flanagan, Dick (Ohio State).....	G	(2)	1948
Flanagan, Latham (Carnegie Tech).....	E	(1)	1931
Fleckenstein, Bill (Iowa).....	G	(6)	1925
Floyd, Bobby Jack (TCU).....	FB	(1)	1953
Flutie, Doug (Boston College).....	QB	(1)	1986
Fontenot, Albert (Baylor).....	DE	(1)	1993
Fontenot, Jerry (Texas A&M).....	G	(5)	1989
Ford, Charlie (Houston).....	CB	(3)	1971
Fordham, Jim* (Georgia).....	FB	(2)	1944
Forrest, Tom (Cincinnati).....	G	(1)	1974
Forte, Aldo (Montana).....	G	(4)	1939
Fortmann, Dan (Colgate).....	G	(8)	1936
Fortunato, Joe (Mississippi State).....	LB	(12)	1955
Francis, Sam (Nebraska).....	FB	(2)	1937
Franklin, Paul* (Franklin).....	E	(5)	1930
Frazier, Leslie (Alcorn State).....	CB	(5)	1981
Frederick, Andy (New Mexico).....	T	(3)	1983
Frump, Milton (Ohio Wesleyan).....	G	(1)	1930
Fuller, Steve (Clemson).....	QB	(3)	1984
Furrer, Will (Virginia Tech).....	QB	(1)	1992

G

Gagnon, Dave (Ferris State).....	RB	(1)	1974
Gaines, Wentford (Cincinnati).....	CB	(3)	1978
Galimore, Willie* (Florida A&M).....	HB	(7)	1957
Gallagher, Dave (Michigan).....	DE	(1)	1974
Gallameau, Hugh (Stanford).....	HB	(5)	1941
Gardocki, Chris (Clemson).....	P/K	(3)	1991
Garrett, Carl (New Mexico H&I).....	RB	(2)	1973
Garrett, T. (Oklahoma A&M).....	C	(2)	1947
Garrett, WD (Mississippi State).....	T	(1)	1950
Garvey, A. "Hec" (Notre Dame).....	E	(4)	1922
Garvey, Ed* (Notre Dame).....	HB	(1)	1925
Gault, Willie (Tennessee).....	WR	(5)	1983
Gayle, Shaun (Ohio State).....	S	(10)	1984
Gedney, Chris (Syracuse).....	TE	(1)	1993
Gentry, Curtiss (Maryland State).....	DB	(3)	1966
Gentry, Dennis (Baylor).....	WR	(11)	1982
George, Bill* (Wake Forest).....	G/LB	(14)	1952
Gepford, Sid* (Millikin & Bethany).....	B	(1)	1920
Gersbach, Carl (West Chester St.).....	LB	(1)	1975
Geyer, Bill (Colgate).....	HB	(3)	1942
Gibson, Abe (Purdue).....	G	(2)	1958
Gilbert, Kline* (Mississippi).....	G	(5)	1953
Gilliam, John (South Carolina St.).....	WR	(1)	1977
Glasgow, Brian (N. Illinois).....	TE	(1)	1987
Glenn, Bill (E. Illinois).....	QB	(2)	1944
Glueck, Larry (Villanova).....	B	(3)	1963
Goebel, Paul (Michigan).....	E	(1)	1925
Goodnight, Owen* (Hardin-Sims).....	QB	(1)	1946
Gordon, Dick (Michigan State).....	HB	(7)	1965
Gordon, Lou* (Illinois).....	T	(1)	1938
Gorgal, Ken (Purdue).....	HB	(2)	1955
Grabowski, Jim (Illinois).....	RB	(1)	1971
Graham, Conrad (Tennessee).....	DB	(1)	1973
Grandberry, Ken (Wash. St.).....	RB	(1)	1974
Grange, Garland "Gardie" (Illinois).....	E	(3)	1929
Grange, Harold "Red" (Illinois).....	HB	(8)	1925
Green, Bobby Joe* (Florida).....	P	(12)	1962
Green, Mark (Notre Dame).....	RB	(4)	1989
Green, Robert (William & Mary).....	RB	(1)	1993

BEARS ALL-TIME ROSTER

Greenwood, Glen* (Iowa).....	HB	(1)	1924
Grim, Bob (Oregon State).....	WR	(1)	1975
Grosvenor, George (Colorado).....	HB	(2)	1935
Grygo, Al* (South Carolina).....	HB	(2)	1944
Gudauskas, Pete (Murray State).....	G	(2)	1943
Gulyanics, George* (Ellisville JC).....	HB	(6)	1947
Gunn, Jimmy (USC).....	LB	(6)	1970
Gunner, Harry (Oregon State).....	DE	(1)	1970

• H •

Haddon, Aldous (Wash. & Jeff.).....	B	(1)	1928
Haines, Kris (Notre Dame).....	WR	(3)	1979
Halas, George* (Illinois).....	E	(10)	1920
Hale, Dave (Ottawa).....	DE	(3)	1969
Haluska, Jim (Wisconsin).....	HB	(1)	1956
Hamity, Lewis (Chicago).....	HB	(1)	1941
Hamlin, Gene (Western Michigan).....	C	(1)	1971
Hammond, Henry (Southwestern).....	E	(1)	1937
Hampton, Dan (Arkansas).....	DE	(12)	1979
Hanke, Carl* (Minnesota).....	G	(1)	1922
Hanny, Frank* (Indiana).....	E	(5)	1922
Hansen, Clifford (Luther).....	HB	(1)	1933
Hansen, Wayne* (Texas Western).....	C	(10)	1950
Harbaugh, Jim (Michigan).....	QB	(7)	1987
Hardy, Cliff (Michigan State).....	CB	(1)	1971
Hardy, John (California).....	DB	(1)	1991
Harley, Charles "Chic" (Ohio State).....	RB	(1)	1921
Harper, LaSalle (Arkansas).....	LB	(1)	1989
Harper, Roland (Louisiana Tech).....	RB	(8)	1975
Harris, Al (Arizona State).....	DE	(9)	1979
Harris, Chuck (West Virginia).....	T	(1)	1987
Harris, Frank (NC State).....	RB	(1)	1987
Harris, Richard (Grambling).....	DE	(2)	1974
Harris, Willie (Mississippi State).....	WR	(1)	1993
Harrison, Jim (Missouri).....	RB	(4)	1971
Hart, Tommy (Morris Brown).....	DE	(2)	1978
Hartenstein, Mike (Penn State).....	DE	(12)	1975
Hartman, Fred (Rice).....	T	(1)	1947
Hartnett, Perry (SMU).....	G	(2)	1982
Haselrig, Clint (Michigan).....	WR	(1)	1974
Hatley, John (Sul Ross).....	G	(1)	1953
Hazelton, Major (Florida A&M).....	DB	(2)	1968
Healey, Ed* (Dartmouth).....	T	(6)	1922
Healy, Don (Maryland).....	G	(2)	1958
Heardon, Tom* (Notre Dame).....	QB	(1)	1929
Heileman, Charles* (Iowa State).....	E	(1)	1939
Heimuli, Lakei (BYU).....	RB	(1)	1987
Helwig, John (Notre Dame).....	G	(4)	1953
Hempel, Bill (Carroll).....	T	(1)	1942
Henderson, Reuben (San Diego St.).....	CB	(2)	1981
Hensley, Dick (Kentucky).....	E	(1)	1953
Herron, Bruce (New Mexico).....	LB	(5)	1978
Hester, Jim (North Dakota).....	TE	(1)	1970
Hewitt, Bill* (Michigan).....	E	(5)	1932
Heyward, Craig (Pittsburgh).....	FB	(1)	1993
Hibbs, Jesse (USC).....	T	(1)	1931
Hicks, Tom (Illinois).....	LB	(5)	1976
High, Lennie.....	HB	(1)	1920
Hilgenberg, Jay (Iowa).....	C	(11)	1981
Hill, Harlon (Florence St. Tchrs).....	E	(8)	1954
Hill, Ike (Catawba).....	WR	(2)	1973

Hintz, Mike (Wis-Platteville).....	DB	(1)	1987
Hoban, Mike (Michigan).....	G	(1)	1974
Hobscheid, Fred* (Chicago).....	G	(1)	1927
Hodgins, Norm (LSU).....	S	(1)	1974
Hoffman, Jack (Xavier).....	E	(5)	1952
Hoffman, John (Hawaii).....	DE	(1)	1971
Hoffman, John* (Arkansas).....	E	(8)	1949
Hohensee, Mike (Minnesota).....	QB	(1)	1987
Hoke, Jonathan (Ball State).....	CB	(1)	1980
Holloway, Glen (N Texas State).....	G	(4)	1970
Holman, Willie (South Carolina St.).....	DE	(6)	1968
Holmer, Walter* (Northwestern).....	FB	(2)	1929
Holovak, Mike (Boston College).....	T	(2)	1947
Hoptowit, Al (Washington State).....	FB	(5)	1941
Horton, Larry (Iowa).....	DT	(2)	1972
Howley, Charles (West Virginia).....	C	(2)	1958
Hrivnak, Gary (Purdue).....	DT	(4)	1973
Huarte, John (Notre Dame).....	QB	(1)	1972
Huff, Gary (Florida State).....	QB	(4)	1973
Huffine, Ken* (Purdue).....	FB	(1)	1921
Hugasian, Harry (Stanford).....	HB	(1)	1955
Hughes, Billy* (Texas).....	C	(2)	1940
Hull, Mike (USC).....	FB	(3)	1968
Hultz, Don (Southern Miss.).....	DT	(1)	1974
Humphries, Stefan (Michigan).....	G	(3)	1984
Hunsinger, Chuck (Florida).....	HB	(3)	1950
Hunt, Jackie (Marshall).....	HB	(1)	1945
Hurst, William (Oregon).....	G	(1)	1924
Hutchison, Anthony (Texas Tech).....	RB	(2)	1983
Huther, Bruce (New Hampshire).....	LB	(1)	1982
Hyche, Steve (Livingston).....	LB	(1)	1989
Hyland, Bob (Boston College).....	C	(1)	1970

• I •

Ingwersen, Burt* (Illinois).....	G	(2)	1920
Ippolito, Anthony* (Purdue).....	G	(1)	1943
Ivlov, John (Colorado State).....	RB	(1)	1993

• J •

Jackson, Bobby (Alabama).....	HB	(1)	1961
Jackson, Noah (Tampa).....	G	(9)	1975
Jackson, Randy (Florida).....	T	(8)	1967
Jackson, Vestee (Washington).....	CB	(5)	1986
Jagade, Chick* (Indiana).....	FB	(2)	1954
James, Dan (Ohio).....	T	(1)	1967
Janata, John (Illinois).....	T	(1)	1983
Janet, Ernie (Washington).....	G	(3)	1972
January, Mike (Texas).....	LB	(1)	1987
Jarmoluk, Mike (Temple).....	T	(2)	1946
Jecha, Ralph (Northwestern).....	G	(1)	1955
Jeffries, Eric (Texas).....	CB	(1)	1987
Jencks, Robert (Miami, OH).....	E	(2)	1963
Jennings, Keith (Clemson).....	TE	(3)	1991
Jensvold, Leo* (Iowa).....	QB	(1)	1931
Jeter, Bob (Iowa).....	CB	(3)	1971
Jeter, Perry (California Poly Tech).....	RB	(2)	1956
Jewett, Bob (Michigan State).....	E	(1)	1958
Jiggetts, Dan (Harvard).....	T	(7)	1976
Joesting, Herb* (Minnesota).....	FB	(2)	1931
Johnson, Albert (Kentucky).....	FB	(1)	1938

BEARS ALL-TIME ROSTER

Johnson, Bill* (SMU)	G	(2)	1946
Johnson, Greg (Florida State)	DT	(1)	1977
Johnson, Jack (Miami)	B	(3)	1957
Johnson, John (Indiana)	T	(6)	1963
Johnson, Keshon (Arizona)	CB	(1)	1993
Johnson, Leo (Millikin)	HB	(1)	1920
Johnson, OG	FB	(1)	1924
Johnson, Pete (VMI)	B	(1)	1959
Johnson, Troy (Oklahoma)	LB	(2)	1988
Johnson, Will (NE Louisiana)	LB	(1)	1987
Johns, Luke* (Northwestern)	E	(9)	1929
Jones, Bob (San Diego State)	E	(1)	1967
Jones, Dante (Oklahoma)	LB	(6)	1988
Jones, Edgar (Pittsburgh)	HB	(1)	1945
Jones, Jerry* (Notre Dame)	G	(2)	1920
Jones, Jimmy (Wisconsin)	E	(3)	1965
Jones, Stan (Maryland)	T	(12)	1954
Jordan, Donald (Houston)	RB	(1)	1984
Juenger, Dave (Ohio U.)	WR	(1)	1973
Jurkovic, Mirko (Notre Dame)	G	(1)	1992

K

Karr, William* (West Virginia)	E	(6)	1933
Karras, Ted (Indiana)	G	(5)	1960
Karwales, Jack (Michigan)	E	(2)	1946
Kassel, Chuck* (Illinois)	E	(1)	1927
Kavanaugh, Ken (LSU)	E	(8)	1940
Kawal, Ed* (Illinois)	C	(6)	1931
Kearne, Jim (Iowa)	E	(6)	1946
Keefe, Jerry* (Notre Dame)	G	(1)	1920
Kelly, Elmo (Wichita U.)	E	(1)	1944
Kelly, Jim (Tennessee State)	TE	(1)	1974
Kendricks, Jim (Texas A&M)	T	(1)	1924
Keriatotis, Nick (St. Ambrose)	G	(3)	1942
Keys, Tyrone (Mississippi St.)	DE	(3)	1983
Kiesling, Walter* (St. Thomas)	G	(1)	1934
Kilcullen, Bob (Texas Tech)	T	(9)	1957
Kilgore, Jon (Auburn)	P	(1)	1968
Kindt, Don (Wisconsin)	HB	(9)	1947
Kindt, Don Jr. (Wis-LaCrosse)	TE	(1)	1987
King, Ralph (Chicago)	T	(1)	1925
Kinney, Steve (Utah State)	T	(2)	1973
Kirk, Ken (Mississippi)	C	(1)	1960
Kissell, Adolph (Boston College)	FB	(1)	1942
Klawitter, Dick* (S. Dakota State)	C	(2)	1956
Klein, Dick (Iowa)	T	(2)	1958
Knapczyk, Ken (Northern Iowa)	WR	(1)	1987
Knopp, Oscar* (Illinois)	FB	(6)	1923
Knox, Bill (Purdue)	DB	(3)	1974
Knox, Ron (UCLA)	QB	(1)	1957
Koehler, Robert* (Northwestern)	FB	(2)	1920
Kolman, Ed* (Temple)	T	(5)	1940
Konovsky, Bob* (Wisconsin)	G	(1)	1960
Kopcha, Joe* (Chattanooga)	G	(5)	1929
Kortas, Kenneth (Louisville)	T	(1)	1969
Kosins, Gary (Dayton)	RB	(3)	1972
Kozlowski, Glen (BYU)	WR	(6)	1987
Kreamcheck, John (Wm. & Mary)	T	(3)	1953
Kreitling, Rich (Illinois)	E	(1)	1964
Kreiwald, Doug (West Texas State)	G	(2)	1967
Krenk, Mitch (Nebraska)	TE	(1)	1984

Krumm, Todd (Michigan State)	S	(1)	1988
Kuechenberg, Rudy (Indiana)	LB	(3)	1967
Kunz, Lee (Nebraska)	LB	(3)	1979
Kurek, Ralph (Wisconsin)	FB	(6)	1965

L

LaFleur, Joe* (Marquette)	FB	(3)	1922
LaForest, W.	FB	(1)	1920
Lahar, Harold (Oklahoma)	G	(2)	1941
Lamb, Walter (Oklahoma)	E	(1)	1946
Landry, Greg (Massachusetts)	QB	(1)	1984
Lanum, R. "Jake" (Ill & Millikin)	QB	(5)	1920
Larson, Fred* (Notre Dame)	C	(1)	1922
Lashar, Tim (Oklahoma)	K	(1)	1987
Lasker, Greg (Arkansas)	S	(1)	1988
Latta, Greg (Morgan State)	TE	(6)	1975
Lawler, Allen (Texas)	HB	(1)	1948
Lawson, Roger (W. Michigan)	RB	(2)	1972
Layne, Bobby (Texas)	QB	(1)	1948
Leahy, Bernie (Notre Dame)	HB	(1)	1932
Leclerc, Roger (Trinity)	K/LB	(7)	1960
Lee, Buddy (LSU)	QB	(1)	1971
Lee, Herman (Florida A&M)	T	(9)	1958
Leeuwenburg, Jay (Colorado)	G	(2)	1992
Leeuwenburg, Rich (Stanford)	T	(1)	1965
Leggett, Earl (LSU)	T	(10)	1927
Lemon, Clifford* (Centre)	T	(1)	1926
Leonard, James (Colgate)	T	(1)	1924
Lesane, James (Virginia)	HB	(2)	1952
Lewis, Darren (Texas A & M)	RB	(3)	1991
Lick, Dennis (Wisconsin)	T	(6)	1976
Lincoln, Jeremy (Tennessee)	CB	(2)	1992
Line, Bill (SMU)	DT	(1)	1972
Lintzenich, Joseph* (St. Louis)	FB	(2)	1930
Lipscomb, Paul* (Tennessee)	T	(1)	1954
Lisch, Rusty (Notre Dame)	QB	(1)	1984
Livers, Virgil (W. Kentucky)	CB	(5)	1975
Livingston, Andy (Phoenix JC)	B	(2)	1964
Livingston, Howie (Fullerton JC)	DB	(1)	1953
Logan, James (Indiana)	G	(2)	1942
Long, Harvey (Detroit)	T	(1)	1929
Long, Johnny* (Colgate)	QB	(2)	1944
Lowe, Lloyd (North Texas State)	HB	(2)	1953
Luckman, Sid (Columbia)	QB	(12)	1939
Lujack, Johnny (Notre Dame)	QB	(4)	1948
Lusby, Vaughn (Arkansas)	CB	(1)	1980
Lyle, Garry (G. Washington)	CB	(7)	1968
Lyman, Roy "Link" (Nebraska)	T	(9)	1926
Lynch, Lorenzo (Cal St.-Sac.)	DB	(3)	1987
Lyon, George (Kansas State)	T	(1)	1929

M

MacLeod, Robert (Dartmouth)	HB	(2)	1939
Macon, Ed (College of Pacific)	HB	(2)	1952
MacWherter, Kile* (Bethany)	FB	(1)	1920
Magnani, Dante* (St. Mary's)	HB	(3)	1942
Maillard, Ralph (Creighton)	T	(1)	1929
Malone, Charles (Texas A&M)	E	(1)	1933
Manders, Jack* (Minnesota)	HB	(8)	1933
Maness, James (TCU)	WR	(1)	1985

BEARS ALL-TIME ROSTER

Norberg, Hank (Stanford).....	E	(1)	1948
Nordquist, Mark (Pacific).....	G-C	(2)	1975
Nori, Reino* (DeKalb).....	HB	(1)	1938
Norman, Dick (Stanford).....	QB	(2)	1961
Norman, Tim (Illinois).....	G	(1)	1983
Norris, Jon (American Int'l).....	DE	(1)	1987
Norvell, Jay (Iowa).....	LB	(1)	1987
Nowoselsky, Brent (Penn).....	TE	(1)	1988
Nowaskey, Bob* (G Washington).....	E	(3)	1940

O

O'Bradovich, Ed (Illinois).....	DE	(10)	1962
O'Connell, JF* (Penn State).....	C	(1)	1924
O'Connell, Tom (Illinois).....	QB	(1)	1953
O'Quinn, John (Wake Forest).....	E	(2)	1950
O'Rourke, Charles (Boston College).....	QB	(1)	1942
Obee, Terry (Oregon).....	WR	(1)	1993
Oech, Verne (Minnesota).....	G	(1)	1936
Oelrich, John* (St. Ambrose).....	HB	(1)	1938
Ogden, Ray (Alabama).....	TE	(3)	1969
Oliver, Jack (Memphis State).....	T	(1)	1987
Ortego, Keith (McNeese State).....	WR	(3)	1985
Osborne, Jim (Southern).....	DT	(13)	1972
Osmanski, Bill (Holy Cross).....	FB	(7)	1939
Osmanski, Joe (Holy Cross).....	FB	(4)	1946

P

Pagac, Fred (Ohio State).....	TE	(1)	1974
Page, Alan (Notre Dame).....	DT	(4)	1978
Parsons, Bob (Penn State).....	P-TE	(11)	1972
Patterson, Billy (Baylor).....	QB	(1)	1939
Paul, Markus (Syracuse).....	S	(4)	1989
Pauley, Frank Don (Wash. & Jeff.).....	T	(1)	1930
Payton, Sean (E Illinois).....	QB	(1)	1987
Payton, Walter (Jackson State).....	RB	(13)	1975
Pearce, W. "Pard" (Penn.).....	QB	(3)	1920
Pearson, Madison* (Kansas).....	C	(6)	1929
Pederson, Jim (Augsburg).....	HB	(1)	1932
Peiffer, Dan (SE Missouri State).....	C	(3)	1975
Percival, Mac (Texas Tech).....	K	(7)	1967
Perez, Peter (Illinois).....	G	(1)	1945
Perina, Bob* (Princeton).....	HB	(2)	1949
Perini, Pete (Ohio State).....	FB	(2)	1954
Perkins, Don (Plattsville).....	FB	(2)	1945
Perrin, Lonnie (Illinois).....	RB	(1)	1979
Perry, Todd (Kentucky).....	OL	(1)	1993
Perry, William (Clemson).....	DT	(9)	1985
Pettibon, Richie (Tulane).....	HB	(10)	1959
Petty, John* (Purdue).....	FB	(1)	1942
Petty, Ross* (Illinois).....	G	(1)	1920
Phillips, Loyd (Arkansas).....	DE	(3)	1967
Phillips, Reggie (SMU).....	CB	(3)	1985
Phipps, Mike (Purdue).....	QB	(5)	1977
Piccolo, Brian* (Wake Forest).....	RB	(4)	1966
Pickens, Bob (Nebraska).....	T	(2)	1967
Pickering, Clay (Maine).....	WR	(1)	1986
Pifferini, Bob (UCLA).....	LB	(4)	1972
Pinder, Cyril (Illinois).....	RB	(2)	1971
Plank, Doug (Ohio State).....	S	(8)	1975
Plasman, Dick* (Vanderbilt).....	E	(6)	1937

Podmajersky, Paul* (Illinois).....	G	(1)	1944
Polisky, John* (Notre Dame).....	G	(1)	1929
Pollock, Bill (Penn. Military Acad.).....	HB	(2)	1935
Pool, Hampton (Stanford).....	E	(4)	1940
Potter, Kevin (Missouri).....	S	(2)	1983
Preston, Pat (Wake Forest).....	G	(4)	1946
Price, Terry (Texas A & M).....	DT	(1)	1990
Pride, Dan (Jackson State).....	LB	(2)	1968
Proctor, Rex (Rice).....	HB	(1)	1953
Pruitt, Mickey (Colorado).....	LB	(3)	1988
Purnell, James (Wisconsin).....	LB	(5)	1964
Pyle, Mike (Yale).....	C	(9)	1961

R

Rabold, Mike* (Indiana).....	G	(3)	1964
Rains, Dan (Cincinnati).....	LB	(4)	1982
Rakestraw, Larry (Georgia).....	QB	(4)	1964
Ramsey, Frank (Oregon State).....	G	(1)	1945
Rather, Bo (Michigan).....	WR	(5)	1974
Reader, Russ (Michigan State).....	HB	(1)	1947
Reese, Lloyd* (Tennessee).....	FB	(1)	1946
Reilly, Mike (Iowa).....	LB	(5)	1964
Rentle, Caesar (Oklahoma).....	T	(1)	1988
Rentner, Ernest Pug* (N'western).....	HB	(2)	1936
Reppond, Mike (Arkansas).....	WR	(1)	1973
Reynolds, Tom (San Diego State).....	WR	(1)	1973
Rice, Andy (Texas Southern).....	DT	(2)	1972
Richards, Golden (Hawaii).....	WR	(2)	1978
Richards, Ray (Nebraska).....	T	(4)	1933
Richardson, Mike (Arizona State).....	CB	(6)	1983
Richman, Harry* (Illinois).....	G	(1)	1929
Rivera, Ron (California).....	LB	(9)	1984
Rivera, Steve (California).....	WR	(1)	1977
Rivers, Garland (Michigan).....	DB	(1)	1987
Rives, Don (Texas Tech).....	LB	(6)	1973
Roberts, Tom* (DePaul).....	G	(2)	1943
Roberts, William* (Houston).....	CB	(1)	1973
Rodenhauser, Mark (Illinois State).....	C	(2)	1987
Roder, Mirro.....	K	(2)	1973
Roehlk, Jon (Iowa).....	G	(1)	1987
Roehnell, William* (Bradley).....	G	(2)	1958
Rogers, Mel (Florida A&M).....	LB	(1)	1977
Roggeman, Tom (Purdue).....	G	(2)	1956
Romanik, Steve (Villanova).....	QB	(4)	1950
Romney, Milton* (Chicago).....	QB	(5)	1925
Ronzani, Gene* (Marquette).....	QB	(8)	1933
Roper, John (Texas A&M).....	LB	(4)	1989
Rosequist, Ted* (Ohio State).....	T	(3)	1934
Rothschild, Doug (Wheaton).....	LB	(1)	1987
Rouse, James (Arkansas).....	RB	(2)	1990
Roveto, John (SW Louisiana).....	K	(2)	1981
Rowden, Larry (Houston).....	LB	(1)	1971
Rowell, Eugene (Dubuque).....	DT	(1)	1987
Rowland, Brad (McMurry).....	HB	(1)	1951
Rowland, Justin (TCU).....	HB	(1)	1960
Rubens, Larry (Montana State).....	C	(1)	1986
Rupp, Nelson* (Dennison).....	QB	(1)	1921
Russell, Reginald (Northwestern).....	E	(1)	1928
Ryan, John (Detroit).....	T	(1)	1929
Ryan, Rocky (Illinois).....	E	(1)	1958
Ryan, Tim (USC).....	DT	(4)	1990

BEARS ALL-TIME ROSTER

Rydalch, Ron (Utah).....	DT	(6)	1975
Ryzdewski, Frank* (Notre Dame).....	C	(1)	1923
Rykovich, Julie* (Illinois).....	HB	(3)	1949

S

Sacrinty, Nick (Wake Forest).....	QB	(1)	1947
Saldi, Jay (South Carolina).....	TE	(2)	1983
Sanders, Glenell (Louisiana Tech).....	LB	(1)	1990
Sanders, Thomas (Texas A&M).....	RB	(5)	1985
Sanderson, Reggie (Stanford).....	RB	(1)	1973
Savoldi, Joe* (Notre Dame).....	FB	(1)	1930
Sayers, Gale (Kansas).....	HB	(7)	1965
Schlechl, John* (Santa Clara).....	C	(2)	1945
Schmidt, Terry (Ball State).....	S	(9)	1976
Schreiber, Larry (Tenn. Tech).....	RE	(1)	1976
Schroeder, Gene (Virginia).....	E	(6)	1951
Schubert, Steve (U Mass).....	WR	(5)	1975
Schuette, Paul* (Wisconsin).....	G	(3)	1930
Schwartz, Jim (Purdue).....	LB	(1)	1992
Schweda, Brian (Kansas).....	DE	(1)	1966
Schweidler, Dick (St. Louis).....	HB	(3)	1938
Scott, James (Henderson JC).....	WR	(7)	1976
Scott, Ralph* (Wisconsin).....	T	(5)	1921
Seals, George (Missouri).....	G	(7)	1965
Seiberling, Gerald (Drake).....	FB	(1)	1932
Senn, Bill* (Knox).....	HB	(6)	1926
Serini, Washington (Kentucky).....	G	(4)	1948
Sevy, Jeff (California).....	T-DE	(4)	1975
Seymour, Jim (Notre Dame).....	WR	(3)	1970
Shank, JL.....	HB	(1)	1920
Shanklin, Ron (N Texas State).....	WR	(2)	1975
Shannon, John (Kentucky).....	DT	(2)	1988
Shaw, Glenn (Kentucky).....	HB	(1)	1960
Shearer, Brad (Texas).....	DT	(3)	1978
Shellog, Alec* (Notre Dame).....	T	(1)	1939
Sherman, Saul (Chicago).....	QB	(2)	1939
Shipkey, Jerry (UCLA).....	FB	(1)	1953
Shoemaker, Hub (Illinois).....	G	(2)	1920
Shy, Don (San Diego State).....	RE	(3)	1970
Siegel, John (Columbia).....	E	(5)	1939
Sigillo, Dom* (Xavier).....	T	(2)	1943
Sigmund, Arthur W.....	G	(1)	1923
Simmons, David (North Carolina).....	LB	(1)	1983
Simmons, J. (Bethune-Cookman).....	WR	(1)	1969
Simpson, Carl (Florida State).....	DT	(1)	1993
Singletary, Mike (Baylor).....	LB	(12)	1981
Sisk, John* (Marquette).....	HB	(5)	1932
Sisk, John Jr. (Miami).....	B	(1)	1964
Skibinski, John (Purdue).....	RB	(4)	1978
Smeja, Rudy (Michigan).....	E	(2)	1944
Smith, Clarence (Georgia).....	E	(1)	1942
Smith, Eugene (Georgia Tech).....	G	(1)	1930
Smith, H. Allen* (Mississippi).....	E	(2)	1947
Smith, JD (N Carolina A&T).....	FB	(1)	1956
Smith, James (Compton JC).....	HB	(1)	1961
Smith, Quintin (Kansas).....	WR	(1)	1990
Smith, Ray Gene (Midwestern).....	HB	(4)	1954
Smith, Ron (Wisconsin).....	S	(4)	1965
Smith, Russell* (Illinois).....	T	(3)	1921
Smith, Sean (Grambling).....	DT	(2)	1987
Smith, Vernice (Florida A & M).....	G	(1)	1993

Smith, Vinson (East Carolina).....	LB	(1)	1993
Snow, Percy (Michigan State).....	LB	(1)	1993
Snyder, Bob (Ohio U.).....	QB	(5)	1939
Sorey, Revie (Illinois).....	G	(8)	1975
Spellman, Alonzo (Ohio State).....	DL	(2)	1992
Spivey, Mike (Colorado).....	CB	(3)	1977
Sprinkle, Ed (Hardin-Simmons).....	E	(12)	1944
Stachowicz, Ray (Michigan State).....	P	(1)	1983
Stahman, Dick* (DePaul).....	T	(1)	1933
Staley, Bill (Utah State).....	DT	(2)	1970
Standlee, Norm* (Stanford).....	FB	(1)	1941
Stauberg, Gerald (Cincinnati).....	G	(1)	1951
Steinbach, Larry* (St. Thomas).....	G	(2)	1930
Steinkemper, Bill* (Notre Dame).....	T	(2)	1942
Stenn, Paul (Villanova).....	G	(4)	1948
Sternaman, Edward* (Illinois).....	HB	(11)	1920
Sternaman, Joe (Illinois).....	HB	(8)	1922
Steuber, Bob (Missouri).....	HB	(2)	1942
Stickel, Walt* (Penn).....	T	(4)	1946
Stillwell, Roger (Stanford).....	DE-DT	(3)	1975
Stinchcomb, Pete* (Ohio State).....	QB	(2)	1921
Stinson, Lemuel (Texas Tech).....	CB	(5)	1988
Stoepel, Terry (Tulsa).....	G	(1)	1967
Stofa, Anton* (Luther).....	HB	(1)	1939
Stone, Billy (Bradley).....	HB	(4)	1951
Stonebreaker, Michael (Notre Dame).....	LB	(1)	1991
Stoops, Mike (Iowa).....	DS	(1)	1987
Streeter, George (Notre Dame).....	DB	(1)	1989
Strickland, Larry* (North Texas).....	C	(6)	1954
Sturtridge, Dick (DePaul).....	HB	(2)	1928
Stydahar, Joe* (West Virginia).....	T	(9)	1936
Suhey, Matt (Penn State).....	RB	(10)	1980
Sullivan, Frank* (Loyola, NO).....	C	(5)	1935
Sumner, Charles (Wm & Mary).....	HB	(4)	1955
Sweeney, Jake (Cincinnati).....	T	(1)	1944
Swisher, Bob* (Northwestern).....	HB	(5)	1938
Szymanski, Frank (Notre Dame).....	C	(1)	1949

T

Tabor, Paul (Oklahoma).....	C	(1)	1980
Tackwell, CO* (Kansas State).....	E	(3)	1931
Taft, Merrill* (Wisconsin).....	FB	(1)	1924
Tate, David (Colorado).....	S	(5)	1988
Tate, Lars (Georgia).....	RB	(1)	1990
Taylor, Brian (Oregon State).....	RB	(1)	1989
Taylor, Clifton (Memphis State).....	RB	(1)	1974
Taylor, Joe (N. Carolina A&T).....	DB	(8)	1967
Taylor, JR "Tarz" (Ohio State).....	G	(2)	1921
Taylor, Ken (Oregon St.).....	CB	(1)	1985
Taylor, Lionel (NM Highland Univ.).....	E	(1)	1959
Taylor, Roosevelt (Grambling).....	DB	(8)	1961
Thayer, Tom (Notre Dame).....	G	(8)	1985
Thomas, Bob (Notre Dame).....	K	(10)	1975
Thomas, Calvin (Illinois).....	FB	(6)	1982
Thomas, Earl (Houston).....	WR	(3)	1971
Thomas, Stan (Texas).....	T	(2)	1991
Thompson, Russ (Nebraska).....	T	(4)	1936
Thornton, James (Cal St.-F'ton).....	TE	(5)	1988
Thrift, Cliff (E Central Oklahoma).....	LB	(1)	1985
Thrower, Willie (Michigan State).....	QB	(1)	1953
Tom, Mel (San Jose State).....	DE	(3)	1973

BEARS ALL-TIME ROSTER

Tomczak, Mike (Ohio State)	QB	(6)	1985
Torrance, Jack* (LSU)	T	(2)	1939
Trafton, George* (Notre Dame)	C	(13)	1920
Trimble, Steve (Maryland)	DB	(1)	1987
Trost, Milt (Marquette)	T	(5)	1935
Tucker, Bill (Tennessee State)	RB	(1)	1971
Turner, Cecil (California Poly)	FL	(6)	1968
Turner, Clyde (Hardin-Simmons)	C	(13)	1940

U

Ulmer, Mike (Doane)	CB	(1)	1980
Usher, Lou* (Syracuse)	T	(1)	1920

V

Vactor, Ted (Nebraska)	CB	(1)	1975
Vallez, Emilio (New Mexico)	TE	(2)	1968
Van Horne, Keith (USC)	T	(13)	1981
Van Valkenburg, Pete (BYU)	RB	(1)	1974
Veach, Walter*	HB	(1)	1920
Venturelli, Fred*	T	(1)	1948
Vick, Ernie* (Michigan)	C	(3)	1925
Vick, Richard (Wash. & Jeff.)	QB	(1)	1925
Vodicka, Joe (Lewis Institute)	HB	(3)	1943
Voss, Walter "Tillie" (Detroit)	E	(2)	1927
Vucinich, Milt (Stanford)	G	(1)	1945

W

Waddle, Tom (Boston College)	WR	(5)	1989
Wade, Charles (Tennessee St.)	WR	(1)	1974
Wade, William (Vanderbilt)	QB	(6)	1961
Waechter, Henry (Nebraska)	DE	(4)	1982
Wager, Clinton (St. Mary's)	E	(2)	1942
Wagner, Barry (Alabama A & M)	WR	(1)	1992
Wagner, Bryan (Cal St.-Northridge)	P	(2)	1987
Wallace, Bob (UTEP)	E	(5)	1968

Wallace, John (Notre Dame)	E	(1)	1928
Wallace, Stan (Illinois)	HB	(4)	1954
Walquist, Laurie* (Illinois)	QB	(10)	1922
Walterscheid, Len (S Utah)	S	(6)	1977
Ward, John (Oklahoma State)	C-G	(1)	1976
Washington, Fred* (TCU)	DT	(1)	1990
Washington, Harry (Colorado St.)	WR	(1)	1979
Watkins, Bobby (Ohio State)	HB	(3)	1955
Watts, Rickey (Tulsa)	WR	(5)	1979
Weatherly, Gerald (Rice)	C	(3)	1950
Wetnight, Ryan (Stanford)	TE	(1)	1993
Wetoska, Bob (Notre Dame)	T	(10)	1960
Wetzel, Damon (Ohio State)	HB	(1)	1935
Wheeler, Ted (W Texas State)	G	(1)	1970
Wheeler, Wayne (Alabama)	WR	(1)	1974
Whitaker, Danta (Miss. Valley St.)	TE	(1)	1993
White, Lawrence (Dana)	WR	(1)	1987
White, Roy* (Valparaiso)	FB	(5)	1923
White, Wilford (Arizona State)	HB	(2)	1951
Whitman, SJ (Tulsa)	HB	(2)	1953
Whitsell, Dave (Indiana)	DB	(6)	1961
Whittenton, Jesse (West Texas)	HB	(1)	1958
Wightkin, Bill (Notre Dame)	DE	(8)	1950
Williams, Bob (Notre Dame)	QB	(3)	1951
Williams, Brooks (N Carolina)	TE	(2)	1981
Williams, Broughton (Florida)	T	(1)	1947
Williams, Dave (Colorado)	RB	(3)	1979
Williams, Fred (Arkansas)	T	(12)	1952
Williams, James (Cheyney St.)	DT	(3)	1991
Williams, Jeff (Rhode Island)	G	(1)	1982
Williams, Oliver (Illinois)	WR	(1)	1983
Williams, Perry (Purdue)	RB	(1)	1974
Williams, Walt (New Mexico St.)	CB	(2)	1982
Willis, Peter Tom (Florida St.)	QB	(4)	1990
Wilson, George* (Northwestern)	E	(11)	1937
Wilson, Nemiah (Grambling)	CB	(1)	1975
Wilson, Otis (Louisville)	LB	(8)	1980
Wojciechowski, John (Mich. St.)	T	(7)	1987

COME-FROM-BEHIND WINS

	Wins	Never trailed	Largest Deficit:		8-10	11+
			1-3	4-7		
1980	7	5			1	14 pts. at Det
1981	6	3	1	2		
1982	3	2				11 pts. vs. Det
1983	8	4	1	3		
1984	10	4	4	2		
1985	15	9	1	1	2	12 pts. vs. TB; 14 pts. at TB
1986	14	7	3	2	2	
1987	11	5	1	3		14 pts. vs. KC; 20 pts. at TB
1988	12	7	3	2		
1989	6	4	1	1		
1990	11	5	3	3		
1991	11	2	3	5	1	
1992	5	4	0	1		
1993	7	5	0	1		11 pts. at KC

Regular season only.

BEARS ALL-TIME ROSTER

Wolden, Allan (Bemidji State)	RB	(1)	1987
Woods, Tony (Oklahoma)	DT	(1)	1989
Woolford, Donnell (Clemson)	CB	(5)	1989
Worley, Tim (Georgia)	RB	(1)	1993
Wright, Eric (Stephen F. Austin)	WR	(2)	1991
Wright, Steve (Alabama)	T	(1)	1971
Wrightman, Tim (UCLA)	TE	(2)	1985
Wynne, Elmer* (Notre Dame)	FB	(1)	1928

• Y •

Youmans, Maury (Syracuse)	T	(4)	1960
Young, Adrian (USC)	LB	(1)	1973
Young, Randolph* (Millikin)	T	(1)	1920
Youngblood, George (LSU)	S	(1)	1969
Yourist, Abe	E	(1)	1923

• Z •

Zanders, Emanuel (Jackson State)	G	(1)	1981
Zarnas, Gust (Ohio State)	G	(1)	1938
Zawatson, Dave (California)	T	(1)	1989
Zeller, Joe (Indiana)	G	(1)	1938
Zizak, Vince* (Villanova)	G	(1)	1934
Zorich, Chris (Notre Dame)	DT	(3)	1991
Zorich, George* (Northwestern)	G	(3)	1944
Zucco, Vic (Michigan State)	HB	(3)	1957

BLOWN LEADS

	Losses	Never Led	Largest Lead:			
			1-3	4-7	8-10	11+
1980	9	4	3	1	1	
1981	10	6	3	1		
1982	6	4		1		17 at TB
1983	8	6		2		
1984	6		2	3	1	
1985	1	1				
1986	2	1		1		
1987	4	2				14 vs. NO; 14 at Den
1988	4	3	1			
1989	10	5	3	1	1	
1990	5	2	1	1	1	
1991	5	3		1	1	
1992	11	6	1	2		14 vs. Cin; 20 at Min
1993	9	4	2	2	1	

Regular season only.

RECENT PRE-SEASON RESULTS

1979 — 3-1		Stadium†	Chi	Opp
A 4	New York Jets	(S)	W 27	14
A 11	New Orleans Saints	(NO)	W 13	6
A 18	Cincinnati Bengals	(S)	W 17	13
A 25	St. Louis Cardinals	(SL)	L 7	10

1980 — 1-3			Chi	Opp
A 10	New York Jets	(NJ)	W 21	9
A 16	Cincinnati Bengals	(CI)	L 3	21
A 23	Cleveland Browns	(S)	L 31	33
A 30	St. Louis Cardinals	(S)	L 13	21

1981 — 2-2			Chi	Opp
A 8	New York Giants	(S)	L 7	23
A 15	Kansas City Chiefs	(KC)	L 0	13
A 22	Cincinnati Bengals	(S)	W 24	21
A 29	St. Louis Cardinals	(SL)	W 31	27

1982 — 1-3			Chi	Opp
A 16	San Diego Chargers	(SD)	L 27	28
A 21	Buffalo Bills	(BF)	W 21	14
A 28	St. Louis Cardinals	(S)	L 3	10
S 4	Baltimore Colts	(S)	L 17	26

1983 — 3-1			Chi	Opp
A 6	Buffalo Bills	(S)	W 27	17
A 13	St. Louis Cardinals	(SL)	L 24	27
A 20	Los Angeles Raiders	(LA)	W 27	21
A 27	Kansas City Chiefs	(S)	W 20	17

1984 — 1-3			Chi	Opp
A 4	St. Louis Cardinals	(S)	L 10	19
A 11	Green Bay Packers	(ML)	L 10	17
A 18	Cincinnati Bengals	(S)	L 17	25
A 26	Buffalo Bills	(I)	W 38	7

1985 — 1-3			Chi	Opp
A 9	St. Louis Cardinals	(SL)	L 3	10
A 17	Indianapolis Colts	(S)	L 13	24
A 26	*Dallas Cowboys	(DA)	L 13	15
A 31	Buffalo Bills	(S)	W 45	14

1986 — 4-1			Chi	Opp
A 3	Dallas Cowboys	(LN)	W 17	6
A 9	Pittsburgh Steelers	(TR)	W 33	13
A 16	Indianapolis Colts	(S)	W 38	21
A 23	St. Louis Cardinals	(S)	L 7	14
A 30	Buffalo Bills	(ND)	W 31	17

1987 — 3-1		Stadium†	Chi	Opp
A 16	Miami Dolphins	(JR)	W 10	3
A 22	Pittsburgh Steelers	(S)	W 50	14
A 31	*St. Louis Cardinals	(S)	L 16	20
S 5	Los Angeles Raiders	(LA)	W 20	17

1988 — 1-3			Chi	Opp
A 6	Miami Dolphins	(S)	W 20	17
A 14	Minnesota Vikings	(SW)	L 21	28
A 22	*Dallas Cowboys	(DA)	L 9	17
A 26	Los Angeles Raiders	(S)	L 22	37

1989 — 2-2			Chi	Opp
A 14	*Miami Dolphins	(JR)	W 28	20
A 19	San Diego Chargers	(S)	L 7	24
A 27	Kansas City Chiefs	(S)	L 17	22
S 2	Los Angeles Raiders	(LA)	W 41	38

1990 — 4-1			Chi	Opp
A 4	Cleveland Browns	(CN)	W 13	0
A 11	Miami Dolphins	(S)	W 10	6
A 18	Phoenix Cardinals	(TM)	W 17	9
A 24	Los Angeles Raiders	(S)	L 3	20
A 30	Buffalo Bills	(SC)	W 35	7

1991 — 2-3			Chi	Opp
J 26	Miami Dolphins	(JR)	W 6	0
A 3	San Francisco 49ers	(G)	L 7	21
A 11	Phoenix Cardinals	(S)	L 10	12
A 17	Los Angeles Raiders	(LA)	L 10	13
A 24	Buffalo Bills	(S)	W 30	13

1992 — 1-3			Chi	Opp
A 10	*New Orleans Saints	(S)	L 31	34
A 15	Phoenix Cardinals	(TM)	L 17	20
A 23	Pittsburgh Steelers	(S)	L 17	28
A 28	Dallas Cowboys	(TX)	W 20	13

1993 — 1-3			Chi	Opp
A 8	Philadelphia Eagles	(V)	L 9	13
A 14	Phoenix Cardinals	(S)	L 10	11
A 23	*New Orleans Saints	(NO)	L 14	20
A 27	Dallas Cowboys	(S)	W 23	21

1994			Chi	Opp
A 5	Philadelphia Eagles	(S)		
A 13	Arizona Cardinals	(TM)		
A 22	*Kansas City Chiefs	(KC)		
A 27	New York Giants	(S)		

†See page 186 for stadium codes.

* Indicates Monday Night Football

BEARS ALL-TIME RESULTS

1920 (10-1-2, .909)

George S. Halas,		Decatur	
Ed Sternaman — Coaches		Staleys	Opp
O 3	Moine Indians	W	20 0
O 10	Kewanee	W	25 7
O 17	@ Rock Island Indep.	W	7 0
O 24	@ Chicago Tigers	W	10 0
O 31	@ Rockford	W	29 0
N 7	@ Rock Island Indep.	T	0 0
N 11	@ Champaign	W	20 0
N 14	@ Minneapolis Marines	W	3 0
N 21	Hammond Pros	W	28 7
N 25	@ Chicago Tigers	W	6 0
N 28	@ Chicago Cardinals	L	6 7
D 5	@ Chicago Cardinals	W	10 0
D 12	Akron Indians	T	0 0
			164 21

1921 (9-1-1, .900)

George S. Halas,		Chicago	
Ed Sternaman — Coaches		Staleys	Opp
O 10	@ Rock Island Indep.	W	14 10
O 16	Rochester Jeffersons	W	16 13
O 23	Dayton Triangles	W	7 0
N 6	Detroit Tigers	W	20 9
N 13	Rock Island Indep.	W	3 0
N 20	Cleveland Indians	W	22 7
N 24	Buffalo All-Americans	L	6 7
N 27	Green Bay Packers	W	20 0
D 4	Buffalo All-Americans	W	10 7
D 11	Canton Bulldogs	W	10 0
D 18	@ Chicago Cardinals	T	0 0
			128 53

1922 (9-3, .750)

George S. Halas,		Chicago	
Ed Sternaman — Coaches		Bears	Opp
O 1	Racine Legion	W	6 0
O 8	@ Rock Island Indep.	W	10 6
O 15	Rochester Jeffersons	W	7 0
O 22	Buffalo All-Americans	W	7 0
O 29	Canton Bulldogs	L	6 7
N 5	Dayton Triangles	W	9 0
N 12	Oorang Indians	W	33 6
N 19	Rock Island Indep.	W	3 0
N 26	Akron Pros	W	20 10
N 30	@ Chicago Cardinals	L	0 6
D 3	Toledo Maroons	W	22 0
D 10	@ Chicago Cardinals	L	0 9
			123 44

1923 (9-2-1, .818)

George S. Halas,		Chicago	
Ed Sternaman — Coaches		Bears	Opp
S 30	@ Rock Island Indep.	L	0 3
O 7	@ Racine Legion	W	3 0
O 14	@ Green Bay Packers	W	3 0
O 21	Canton Bulldogs	L	0 6
O 28	Buffalo All-Americans	W	18 3
N 4	Oorang Indians	W	26 0
N 11	Akron Pros	W	20 6
N 18	Rock Island Indep.	W	7 3
N 25	Hammond Pros	W	14 7
N 29	Chicago Cardinals	W	3 0
D 2	Milwaukee Badgers	T	0 0
D 9	Rock Island Indep.	W	29 7
			123 35

1924 (6-1-4, .857)

George S. Halas,		Bears	
Ed Sternaman — Coaches		Bears	Opp
S 28	@ Rock Island Indep.	T	0 0
O 5	@ Cleveland Bulldogs	L	14 16
O 12	Racine Legion	T	10 10
O 19	Chicago Cardinals	W	6 0
O 26	Frankford Yelljackets	W	33 3
N 2	Rock Island Indep.	T	3 3
N 9	Columbus Tigers	W	12 6
N 16	Racine Legion	T	3 3
N 23	Green Bay Packers	W	3 0
N 27	@ Chicago Cardinals	W	21 0
N 30	Milwaukee Badgers	W	31 14
			136 55

1925 (9-5-3, .643)

George S. Halas,		Bears	
Ed Sternaman — Coaches		Bears	Opp
S 20	@ Rock Island Indep.	T	0 0
S 27	@ Green Bay Packers	L	10 14
O 4	Detroit Panthers	T	0 0
O 11	Hammond Pros	W	28 7
O 18	Cleveland Bulldogs	W	7 0
O 25	@ Chicago Cardinals	L	0 9
N 1	Rock Island Indep.	W	6 0
N 8	Frankford Yelljackets	W	19 0
N 15	Detroit Panthers	W	14 0
N 22	Green Bay Packers	W	21 0
N 26	Chicago Cardinals	T	0 0
N 29	Columbus Tigers	W	14 13
D 5	@ Frankford Yelljackets	W	14 7
D 6	@ New York Giants	W	19 7
D 9	@ Providence Sta. Rol.	L	6 9
D 12	@ Detroit Panthers	L	0 21
D 13	New York Giants	L	0 9
			158 96

1926 (12-1-3, .923)

George S. Halas,		Bears	
Ed Sternaman — Coaches		Bears	Opp
S 19	@ Milwaukee Badgers	W	10 7
S 26	@ Green Bay Packers	T	6 6
O 3	@ Detroit Panthers	W	10 7
O 10	New York Giants	W	7 0
O 17	Chicago Cardinals	W	16 0
O 24	Duluth Eskimos	W	24 6
O 31	Akron Indians	W	17 0
N 7	Louisville Colonels	W	34 0
N 11	@ Chicago Cardinals	W	10 0
N 13	Milwaukee Badgers	W	10 7
N 21	Green Bay Packers	W	19 13
N 25	Chicago Cardinals	T	0 0
N 28	Canton Bulldogs	W	35 0
D 3	@ Frankford Yelljackets	L	6 7
D 12	Pottsville Maroons	W	9 7
D 19	Green Bay Packers	T	3 3
			216 63

1927 (9-3-2, .750)

George S. Halas,		Bears	
Ed Sternaman — Coaches		Bears	Opp
S 25	@ Chicago Cardinals	W	9 0
O 2	@ Green Bay Packers	W	7 6
O 16	New York Yankees	W	12 0
O 23	Cleveland Bulldogs	W	14 12
O 30	Dayton Triangles	W	14 6
N 6	Providence Sta. Rol.	T	0 0
N 8	@ New York Yankees	L	6 26
N 13	Pottsville Maroons	W	30 12
N 20	Green Bay Packers	W	14 6
N 24	Chicago Cardinals	L	0 3
N 27	@ New York Giants	L	7 13
D 3	@ Frankford Yelljackets	T	0 0
D 4	Frankford Yelljackets	W	9 0
D 11	Duluth Eskimos	W	27 0
			149 84

1928 (7-5-1, .636)

George S. Halas,		Bears	
Ed Sternaman — Coaches		Bears	Opp
S 23	@ Chicago Cardinals	W	15 0
S 30	@ Green Bay Packers	T	12 12
O 14	New York Giants	W	13 0
O 21	Green Bay Packers	L	6 15
O 28	Detroit Wolverines	L	0 6
N 4	New York Yankees	W	27 0
N 11	Dayton Triangles	W	27 0
N 18	Pottsville Maroons	W	13 6
N 25	Detroit Wolverines	L	7 14
N 29	Chicago Cardinals	W	34 0
D 2	Frankford Yelljackets	W	28 6
D 9	Green Bay Packers	L	0 6
D 15	@ Frankford Yelljackets	L	0 19
			182 85

1929 (4-9-2, .308)

George S. Halas,		Bears	
Ed Sternaman — Coaches		Bears	Opp
S 22	@ Minneapolis Marines	W	19 6
S 29	@ Green Bay Packers	L	0 23
O 6	@ Minneapolis Marines	W	7 6
O 13	Buffalo Bisons	W	16 0
O 20	Chicago Cardinals	T	0 0
O 27	Minneapolis Rjackets	W	27 0
N 3	New York Giants	L	14 26
N 10	Green Bay Packers	L	0 14
N 16	@ Frankford Yelljackets	L	14 20
N 17	@ New York Giants	L	0 34
N 24	Buffalo Bisons	L	7 19
N 28	@ Chicago Cardinals	L	6 40
D 1	Frankford Yelljackets	T	0 0
D 8	Green Bay Packers	L	0 25
D 15	New York Giants	L	9 14
			119 227

BEARS ALL-TIME RESULTS

1930 (9-4-1, .692)

Ralph Jones — Coach	Bears	Opp
S 21 Brooklyn Dodgers	T	0 0
S 28 @ Green Bay Packers	L	0 7
O 5 @ Minneapolis Vikings	W	20 0
O 12 New York Giants	L	0 12
O 19 @ Chicago Cardinals	W	32 6
O 22 @ Portsmouth Spartans	L	6 7
O 26 Frankford Yefjackets	W	13 7
N 2 Minneapolis Vikings	W	20 7
N 9 Green Bay Packers	L	12 13
N 16 @ New York Giants	W	12 0
N 22 @ Frankford Yefjackets	W	13 6
N 27 Chicago Cardinals	W	6 0
N 30 Portsmouth Spartans	W	14 6
D 7 Green Bay Packers	W	21 0
	169	71

1931 (8-5, .615)

Ralph Jones — Coach	Bears	Opp
S 18 Cleveland Indians	W	21 0
S 27 @ Green Bay Packers	L	0 7
O 11 New York Giants	W	6 0
O 18 Chicago Cardinals	W	26 13
O 25 Frankford Yefjackets	L	12 13
N 1 Green Bay Packers	L	2 6
N 8 Portsmouth Spartans	W	9 6
N 15 New York Giants	W	12 6
N 22 @ Brooklyn Dodgers	W	26 0
N 26 Chicago Cardinals	W	18 7
N 29 @ Portsmouth Spartans	L	0 3
D 6 Green Bay Packers	W	7 6
D 13 New York Giants	L	6 25
	145	92

1932 (6-1-6, .857)

Ralph Jones — Coach	Bears	Opp
S 25 @ Green Bay Packers	T	0 0
O 2 @ Staten Isl. Stapletons	T	0 0
O 9 @ Chicago Cardinals	T	0 0
O 16 Green Bay Packers	L	0 2
O 28 @ Staten Isl. Stapletons	W	27 7
O 30 @ Boston Braves	T	7 7
N 6 @ New York Giants	W	28 8
N 13 Portsmouth Spartans	T	13 13
N 20 Brooklyn Dodgers	W	20 0
N 24 Chicago Cardinals	W	34 0
N 27 @ Portsmouth Spartans	T	7 7
D 4 New York Giants	W	6 0
D 11 Green Bay Packers	W	9 0
	151	44
PLAYOFFS		
D 18 Portsmouth Spartans	W	9 0

1933 (10-2-1, .833)

George S. Halas — Coach	Bears	Opp
S 24 @ Green Bay Packers	W	14 7
O 1 Boston Redskins	W	7 0
O 8 @ Brooklyn Dodgers	W	10 0
O 15 Chicago Cardinals	W	12 9
O 22 Green Bay Packers	W	10 7
O 29 New York Giants	W	14 10
N 5 @ Boston Redskins	L	0 10
N 12 @ Philadelphia Eagles	T	3 3
N 19 @ New York Giants	L	0 3
N 26 Portsmouth Spartans	W	17 14
N 30 Chicago Cardinals	W	22 6
D 3 @ Portsmouth Spartans	W	17 7
D 10 Green Bay Packers	W	7 6
	133	82
PLAYOFFS		
D 17 New York Giants	W	23 21

1934 (13-0, 1.000)

George S. Halas — Coach	Bears	Opp
S 23 @ Green Bay Packers	W	24 10
S 30 @ Cincinnati Reds	W	21 3
O 7 @ Brooklyn Dodgers	W	21 7
O 10 @ Pittsburgh Pirates	W	26 0
O 14 Chicago Cardinals	W	20 0
O 21 Cincinnati Reds	W	41 7
O 28 Green Bay Packers	W	27 14
N 4 New York Giants	W	27 7
N 11 @ Boston Redskins	W	21 0
N 18 @ New York Giants	W	10 9
N 25 Chicago Cardinals	W	17 6
N 29 @ Detroit Lions	W	19 16
D 2 Detroit Lions	W	10 7
	286	86

PLAYOFFS

D 9 @ New York Giants	L	13 30
-----------------------	---	-------

1935 (6-4-2, .600)

George S. Halas — Coach	Bears	Opp
S 22 @ Green Bay Packers	L	0 7
S 29 @ Pittsburgh Pirates	W	23 7
O 13 @ Philadelphia Eagles	W	39 0
O 20 Brooklyn Dodgers	W	24 14
O 27 Green Bay Packers	L	14 17
N 3 @ New York Giants	W	20 3
N 10 @ Boston Redskins	W	30 14
N 17 New York Giants	L	0 3
N 24 Detroit Lions	T	20 20
N 28 @ Detroit Lions	L	2 14
D 1 Chicago Cardinals	T	7 7
D 8 Chicago Cardinals	W	13 0
	192	106

1936 (9-3, .750)

George S. Halas — Coach	Bears	Opp
S 20 @ Green Bay Packers	W	30 3
S 27 @ Philadelphia Eagles	W	17 0
O 4 @ Pittsburgh Pirates	W	27 9
O 11 Chicago Cardinals	W	7 3
O 18 Pittsburgh Pirates	W	26 7
O 25 Detroit Lions	W	12 10
N 1 Green Bay Packers	L	10 21
N 8 @ New York Giants	W	25 7
N 15 @ Boston Redskins	W	26 0
N 22 @ Philadelphia Eagles	W	28 7
N 26 @ Detroit Lions	L	7 13
N 29 Chicago Cardinals	L	7 14
	222	94

1937 (9-1-1, .900)

George S. Halas — Coach	Bears	Opp
S 19 @ Green Bay Packers	W	14 2
O 4 @ Pittsburgh Steelers	W	7 0
O 10 @ Cleveland Rams	W	20 2
O 17 Chicago Cardinals	W	16 7
O 24 Detroit Lions	W	28 20
O 31 @ New York Giants	T	3 3
N 7 Green Bay Packers	L	14 24
N 14 Brooklyn Dodgers	W	29 7
N 25 @ Detroit Lions	W	13 0
N 28 Cleveland Rams	W	15 7
D 5 Chicago Cardinals	W	42 28
	201	100
PLAYOFFS		
D 12 Washington Redskins	L	21 28

1938 (6-5, .545)

George S. Halas — Coach	Bears	Opp
S 11 Chicago Cardinals	W	16 13
S 18 @ Green Bay Packers	W	2 0
O 2 @ Philadelphia Eagles	W	28 6
O 9 @ Cleveland Rams	L	7 14
O 16 Chicago Cardinals	W	34 28
O 23 Cleveland Rams	L	21 23
O 30 Detroit Lions	L	7 13
N 6 Green Bay Packers	L	17 24
N 13 Washington Redskins	W	31 7
N 20 @ Brooklyn Dodgers	W	24 6
N 24 @ Detroit Lions	L	7 14
	194	148

1939 (8-3, .727)

George S. Halas — Coach	Bears	Opp
S 15 Cleveland Rams	W	30 21
S 24 @ Green Bay Packers	L	16 21
O 2 @ Pittsburgh Steelers	W	32 0
O 8 @ Cleveland Rams	W	35 21
O 15 Chicago Cardinals	W	44 7
O 22 @ New York Giants	L	13 16
O 29 Detroit Lions	L	0 10
N 5 Green Bay Packers	W	30 27
N 12 @ Detroit Lions	W	23 13
N 19 Philadelphia Eagles	W	27 14
N 26 Chicago Cardinals	W	48 7
	298	157

1940 (8-3, .727)

George S. Halas — Coach	Bears	Opp
S 22 @ Green Bay Packers	W	41 0
S 25 @ Chicago Cardinals	L	7 21
O 6 @ Cleveland Rams	W	21 14
O 13 Detroit Lions	W	7 0
O 20 Brooklyn Dodgers	W	16 7
O 27 @ New York Giants	W	37 21
N 3 Green Bay Packers	W	14 7
N 10 @ Detroit Lions	L	14 17
N 17 @ Washington Redskins	L	3 7
N 24 Cleveland Rams	W	47 25
D 1 Chicago Cardinals	W	31 23
	238	152
PLAYOFFS		
D 8 @ Washington Redskins	W	73 0

1941 (10-1, .909)

George S. Halas — Coach	Bears	Opp
S 28 @ Green Bay Packers	W	25 17
O 5 @ Cleveland Rams	W	48 21
O 12 Chicago Cardinals	W	53 7
O 19 Detroit Lions	W	49 0
O 26 Pittsburgh Steelers	W	34 7
N 2 Green Bay Packers	L	14 16
N 9 Cleveland Rams	W	31 13
N 16 Washington Redskins	W	35 21
N 23 @ Detroit Lions	W	24 7
N 30 @ Philadelphia Eagles	W	49 14
D 7 @ Chicago Cardinals	W	34 24
	396	147
PLAYOFFS		
D 14 Green Bay Packers	W	33 14
D 21 New York Giants	W	37 9

BEARS ALL-TIME RESULTS

1942 (11-0, 1,000)

George S. Halas — Coach		Bears	Opp
S 27 @ Green Bay Packers	W	44	28
O 4 @ Cleveland Rams	W	21	7
O 11 Chicago Cardinals	W	41	14
O 18 New York Giants	W	26	7
O 25 Philadelphia Eagles	W	45	14
Heartley "Hunk" Anderson			
Luke Johnsons — Coaches			
N 1 Detroit Lions	W	16	0
N 8 @ Brooklyn Dodgers	W	35	0
N 15 Green Bay Packers	W	38	7
N 22 @ Detroit Lions	W	42	0
N 29 Cleveland Rams	W	47	0
D 6 @ Chicago Cardinals	W	21	7
		376	84
PLAYOFFS			
D 13 @ Washington Redskins	L	6	14

1943 (8-1-1, .889)

Heartley "Hunk" Anderson			
Luke Johnsons — Coaches		Bears	Opp
S 26 @ Green Bay Packers	T	21	21
O 3 @ Detroit Lions	W	27	21
O 10 Chicago Cardinals	W	20	0
O 17 Philadelphia Eagles	W	48	21
O 24 Brooklyn Dodgers	W	33	21
O 31 Detroit Lions	W	35	14
N 7 Green Bay Packers	W	21	7
N 14 @ New York Giants	W	56	7
N 21 @ Washington Redskins	L	7	21
N 28 @ Chicago Cardinals	W	35	24
		303	157
PLAYOFFS			
D 26 Washington Redskins	W	41	21

1944 (6-3-1, .667)

Heartley "Hunk" Anderson			
Luke Johnsons — Coaches		Bears	Opp
S 24 @ Green Bay Packers	L	28	42
O 8 @ Cleveland Rams	L	7	19
O 15 Cardinal-Pittsburgh	W	34	7
O 22 Detroit Lions	T	21	21
O 29 Cleveland Rams	W	28	21
N 5 Green Bay Packers	W	21	0
N 12 Boston Yanks	W	21	7
N 19 @ Detroit Lions	L	21	41
N 26 @ Philadelphia Eagles	W	28	7
D 3 @ Cardinal-Pittsburgh	W	49	7
		258	172

1945 (3-7, .300)

Heartley "Hunk" Anderson			
Luke Johnsons — Coaches		Bears	Opp
S 30 @ Green Bay Packers	L	21	31
O 7 @ Cleveland Rams	L	0	17
O 14 Chicago Cardinals	L	7	16
O 21 Cleveland Rams	L	21	41
O 28 @ Detroit Lions	L	10	16
N 4 Green Bay Packers	W	28	24
N 11 Detroit Lions	L	28	35
N 18 @ Washington Redskins	L	21	28
N 25 Pittsburgh Steelers	W	28	7
D 2 @ Chicago Cardinals	W	28	20
		192	235

1946 (8-2-1, .800)

George S. Halas — Coach		Bears	Opp
S 29 @ Green Bay Packers	W	30	7
O 6 @ Chicago Cardinals	W	34	17
O 13 Los Angeles Rams	T	28	28
O 20 Philadelphia Eagles	W	21	14
O 27 @ New York Giants	L	0	14
N 3 Green Bay Packers	W	10	7
N 10 @ Los Angeles Rams	W	27	21
N 17 Washington Redskins	W	24	20
N 24 Detroit Lions	W	42	6
D 1 Chicago Cardinals	L	28	35
D 8 @ Detroit Lions	W	45	24
		289	193
PLAYOFFS			
D 15 @ New York Giants	W	24	14

1947 (8-4, .667)

George S. Halas — Coach		Bears	Opp
S 28 @ Green Bay Packers	L	20	29
O 5 @ Chicago Cardinals	L	7	31
O 12 Philadelphia Eagles	W	40	7
O 19 Detroit Lions	W	33	24
O 26 @ Washington Redskins	W	56	20
N 2 @ Boston Yanks	W	28	24
N 9 Green Bay Packers	W	20	17
N 16 @ Los Angeles Rams	W	41	21
N 23 Pittsburgh Steelers	W	49	7
N 27 @ Detroit Lions	W	34	14
D 7 Los Angeles Rams	L	14	17
D 14 Chicago Cardinals	L	21	30
		363	241

1948 (10-2, .833)

George S. Halas — Coach		Bears	Opp
S 26 @ Green Bay Packers	W	45	7
O 4 @ Chicago Cardinals	W	28	17
O 10 Los Angeles Rams	W	42	21
O 17 Detroit Lions	W	28	0
O 24 @ Philadelphia Eagles	L	7	12
O 31 New York Giants	W	35	14
N 7 @ Los Angeles Rams	W	21	6
N 14 Green Bay Packers	W	7	6
N 21 @ Boston Yanks	W	51	17
N 28 Washington Redskins	W	48	13
D 5 @ Detroit Lions	W	42	14
D 12 Chicago Cardinals	L	21	24
		375	151

1949 (9-3, .750)

George S. Halas — Coach		Bears	Opp
S 25 @ Green Bay Packers	W	17	0
O 2 @ Chicago Cardinals	W	17	7
O 9 Los Angeles Rams	L	16	31
O 16 Philadelphia Eagles	W	38	21
O 23 @ New York Giants	L	28	35
O 30 @ Los Angeles Rams	L	24	27
N 6 Green Bay Packers	W	24	3
N 13 Detroit Lions	W	27	24
N 20 @ Washington Redskins	W	31	21
N 24 @ Detroit Lions	W	28	7
D 4 Pittsburgh Steelers	W	30	21
D 11 Chicago Cardinals	W	52	21
		332	218

1950 (9-3, .750)

George S. Halas — Coach		Bears	Opp
S 17 @ Los Angeles Rams	W	24	20
S 24 @ San Francisco 49ers	W	32	20
O 1 @ Green Bay Packers	L	21	31
O 8 Chicago Cardinals	W	27	6
O 15 Green Bay Packers	W	28	14
O 29 @ New York Yanks	L	27	38
N 5 @ Detroit Lions	W	35	21
N 12 New York Yanks	W	28	20
N 19 San Francisco 49ers	W	17	0
N 26 Los Angeles Rams	W	24	14
D 3 @ Chicago Cardinals	L	10	20
D 10 Detroit Lions	W	6	3
		279	207
PLAYOFFS			
D 17 @ Los Angeles Rams	L	14	24

1951 (7-5, .583)

George S. Halas — Coach		Bears	Opp
S 30 @ Green Bay Packers	W	31	20
O 7 @ Chicago Cardinals	L	14	28
O 14 New York Yanks	W	24	21
O 21 San Francisco 49ers	W	13	7
O 28 @ Detroit Lions	W	28	23
N 4 @ Washington Redskins	W	27	0
N 11 Detroit Lions	L	28	41
N 18 Green Bay Packers	W	24	13
N 25 @ Cleveland Browns	L	21	42
D 2 Los Angeles Rams	L	17	42
D 9 @ New York Yanks	W	45	21
D 16 Chicago Cardinals	L	14	24
		286	282

1952 (5-7, .416)

George S. Halas — Coach		Bears	Opp
S 28 @ Green Bay Packers	W	24	14
O 5 @ Chicago Cardinals	L	10	21
O 12 Dallas Texans	W	38	20
O 19 San Francisco 49ers	L	16	40
O 26 @ Los Angeles Rams	L	7	31
N 2 @ San Francisco 49ers	W	20	17
N 9 Green Bay Packers	L	28	41
N 16 Los Angeles Rams	L	24	40
N 23 Detroit Lions	W	24	23
N 27 @ Dallas Texans	L	23	27
D 7 @ Detroit Lions	L	21	45
D 14 Chicago Cardinals	W	10	7
		245	326

1953 (3-8-1, .273)

George S. Halas — Coach		Bears	Opp
S 27 @ Baltimore Colts	L	9	13
O 4 @ Green Bay Packers	W	17	13
O 11 Baltimore Colts	L	14	16
O 18 San Francisco 49ers	L	28	35
O 25 @ Los Angeles Rams	L	24	28
N 1 @ San Francisco 49ers	L	14	24
N 8 Green Bay Packers	T	21	21
N 15 @ Washington Redskins	W	27	24
N 22 Detroit Lions	L	16	20
N 29 Los Angeles Rams	W	24	21
D 6 @ Detroit Lions	W	7	13
D 13 Chicago Cardinals	L	17	24
		218	262

BEARS ALL-TIME RESULTS

1954 (8-4, .667)

George S. Halas — Coach		Bears	Opp
S 26 @ Detroit Lions	L	23	48
O 3 @ Green Bay Packers	W	10	3
O 10 Baltimore Colts	W	26	9
O 17 San Francisco 49ers	L	24	31
O 24 @ Los Angeles Rams	L	38	42
O 31 @ San Francisco 49ers	W	31	27
N 7 Green Bay Packers	W	28	23
N 14 Cleveland Browns	L	10	39
N 21 @ Baltimore Colts	W	28	13
N 28 Los Angeles Rams	W	24	13
D 5 @ Chicago Cardinals	W	29	7
O 12 Detroit Lions	W	26	24
		301	273

1955 (8-4, .667)

George S. Halas — Coach		Bears	Opp
S 25 @ Baltimore Colts	L	17	23
O 2 @ Green Bay Packers	L	3	24
O 9 San Francisco 49ers	L	19	20
O 16 Baltimore Colts	W	38	10
O 23 @ San Francisco 49ers	W	34	23
O 30 @ Los Angeles Rams	W	31	20
N 6 Green Bay Packers	W	52	21
N 13 Los Angeles Rams	W	24	3
N 20 @ Detroit Lions	W	24	14
N 27 @ Chicago Cardinals	L	14	53
D 4 Detroit Lions	W	21	20
O 11 Philadelphia Eagles	W	17	10
		294	251

1956 (9-2-1, .818)

John L. Driscoll — Coach		Bears	Opp
S 30 @ Baltimore Colts	L	21	26
O 7 @ Green Bay Packers	W	37	21
O 14 San Francisco 49ers	W	31	7
O 21 Baltimore Colts	W	58	27
O 28 @ San Francisco 49ers	W	38	21
N 4 @ Los Angeles Rams	W	35	24
N 11 Green Bay Packers	W	38	14
N 18 Los Angeles Rams	W	30	21
N 25 @ New York Giants	T	17	17
D 2 @ Detroit Lions	L	10	42
D 9 Chicago Cardinals	W	10	3
D 16 Detroit Lions	W	33	21
		363	246

PLAYOFFS

D 30 @ New York Giants	L	7	47
------------------------	---	---	----

1957 (5-7, .417)

John L. Driscoll — Coach		Bears	Opp
S 29 @ Green Bay Packers	L	17	21
O 5 @ Baltimore Colts	L	10	21
O 13 San Francisco 49ers	L	17	21
O 20 Los Angeles Rams	W	34	26
O 27 @ San Francisco 49ers	L	17	21
N 3 @ Los Angeles Rams	W	16	10
N 10 Green Bay Packers	W	21	14
N 17 Baltimore Colts	L	14	29
N 24 @ Detroit Lions	W	27	7
D 1 Washington Redskins	L	3	14
D 8 @ Chicago Cardinals	W	14	6
D 15 Detroit Lions	L	13	21
		203	211

1958 (8-4, .667)

George S. Halas — Coach		Bears	Opp
S 27 @ Green Bay Packers	W	34	20
O 4 @ Baltimore Colts	L	38	51
O 12 San Francisco 49ers	W	28	6
O 19 Los Angeles Rams	W	31	10
O 26 @ San Francisco 49ers	W	27	14
N 2 @ Los Angeles Rams	L	35	41
N 9 Green Bay Packers	W	24	10
N 16 Baltimore Colts	L	0	17
N 23 @ Detroit Lions	W	20	7
N 30 @ Pittsburgh Steelers	L	10	24
D 7 Chicago Cardinals	W	30	14
D 14 Detroit Lions	W	21	16
		298	230

1959 (8-4, .667)

George S. Halas — Coach		Bears	Opp
S 27 @ Green Bay Packers	L	6	9
O 3 @ Baltimore Colts	W	26	21
O 11 Los Angeles Rams	L	21	28
O 18 Baltimore Colts	L	7	21
O 25 @ San Francisco 49ers	L	17	20
N 1 @ Los Angeles Rams	W	26	21
N 8 Green Bay Packers	W	28	17
N 15 San Francisco 49ers	W	14	3
N 22 @ Detroit Lions	W	24	14
N 29 @ Chicago Cardinals	W	31	7
D 6 Pittsburgh Steelers	W	27	21
D 13 Detroit Lions	W	25	14
		252	196

1960 (5-6-1, .455)

George S. Halas — Coach		Bears	Opp
S 25 @ Green Bay Packers	W	17	14
O 2 @ Baltimore Colts	L	7	42
O 9 Los Angeles Rams	W	34	27
O 16 San Francisco 49ers	W	27	10
O 23 @ Los Angeles Rams	T	24	24
O 30 @ San Francisco 49ers	L	7	25
N 13 Baltimore Colts	L	20	24
N 20 Detroit Lions	W	28	7
N 27 Dallas Cowboys	W	17	7
D 4 Green Bay Packers	L	13	41
D 11 @ Cleveland Browns	L	0	42
D 18 @ Detroit Lions	L	0	36
		194	299

1961 (8-6, .571)

George S. Halas — Coach		Bears	Opp
S 17 @ Minnesota Vikings	L	13	37
S 23 @ Los Angeles Rams	W	21	17
O 1 @ Green Bay Packers	L	0	24
O 8 @ Detroit Lions	W	31	17
O 15 Baltimore Colts	W	24	10
O 22 San Francisco 49ers	W	31	0
O 29 @ Baltimore Colts	W	21	20
N 5 @ Philadelphia Eagles	L	14	16
N 12 Green Bay Packers	L	28	31
N 19 @ San Francisco 49ers	L	31	41
N 26 Los Angeles Rams	W	28	24
D 3 Detroit Lions	L	15	16
D 10 Cleveland Browns	W	17	14
D 17 Minnesota Vikings	W	52	35
		326	302

1962 (9-5, .643)

George S. Halas — Coach		Bears	Opp
S 16 @ San Francisco 49ers	W	30	14
S 23 @ Los Angeles Rams	W	27	23
S 30 @ Green Bay Packers	L	0	49
O 7 @ Minnesota Vikings	W	13	0
O 14 San Francisco 49ers	L	27	34
O 21 Baltimore Colts	W	35	15
O 28 @ Detroit Lions	L	3	11
N 4 Green Bay Packers	L	7	38
N 11 Minnesota Vikings	W	31	30
N 18 @ Dallas Cowboys	W	34	33
N 25 @ Baltimore Colts	W	57	0
D 2 New York Giants	L	24	26
D 9 Los Angeles Rams	W	30	14
D 16 Detroit Lions	W	3	0
		321	267

1963 (11-1-2, .917)

George S. Halas — Coach		Bears	Opp
S 15 @ Green Bay Packers	W	10	3
S 22 @ Minnesota Vikings	W	28	7
S 29 @ Detroit Lions	W	37	21
O 6 Baltimore Colts	W	10	3
O 13 @ Los Angeles Rams	W	52	14
O 20 @ San Francisco 49ers	L	14	20
O 27 Philadelphia Eagles	W	16	7
N 3 @ Baltimore Colts	W	17	7
N 10 Los Angeles Rams	W	6	0
N 17 Green Bay Packers	W	26	7
N 24 @ Pittsburgh Steelers	T	17	17
D 1 Minnesota Vikings	T	17	17
D 8 San Francisco 49ers	W	27	17
D 15 @ Detroit Lions	W	24	14
		301	144

PLAYOFFS

D 23 New York Giants	W	14	10
----------------------	---	----	----

1964 (5-9, .357)

George S. Halas — Coach		Bears	Opp
S 13 @ Green Bay Packers	L	12	23
S 20 @ Minnesota Vikings	W	34	28
S 27 @ Baltimore Colts	L	0	52
O 4 @ San Francisco 49ers	L	21	31
O 11 Los Angeles Rams	W	38	17
O 18 Detroit Lions	L	0	10
O 25 @ Washington Redskins	L	20	27
N 1 Dallas Cowboys	L	10	24
N 8 Baltimore Colts	L	24	40
N 15 @ Los Angeles Rams	W	34	24
N 22 San Francisco 49ers	W	23	21
N 26 @ Detroit Lions	W	27	24
D 5 Green Bay Packers	L	3	17
D 13 Minnesota Vikings	L	14	41
		260	379

1965 (9-5, .643)

George S. Halas — Coach		Bears	Opp
S 19 @ San Francisco 49ers	L	24	52
S 25 @ Los Angeles Rams	L	29	30
O 3 @ Green Bay Packers	L	14	23
O 10 Los Angeles Rams	W	31	6
O 17 @ Minnesota Vikings	W	45	37
O 24 Detroit Lions	W	38	10
O 31 Green Bay Packers	W	31	10
N 7 Baltimore Colts	L	21	26
N 14 St. Louis Cardinals	W	34	13
N 21 @ Detroit Lions	W	17	10
N 28 @ New York Giants	W	35	14
D 5 @ Baltimore Colts	W	13	10
D 12 San Francisco 49ers	W	61	20
D 19 Minnesota Vikings	L	17	24
		409	275

BEARS ALL-TIME RESULTS

1966 (5-7-2, .417)

George S. Halas — Coach	Bears	Opp
S 11 @ Detroit Lions	L	3 14
S 16 @ Los Angeles Rams	L	17 31
O 2 @ Minnesota Vikings	W	13 10
O 9 Baltimore Colts	W	27 17
O 16 Green Bay Packers	L	0 17
O 23 Los Angeles Rams	W	17 10
O 31 @ St. Louis Cardinals	L	17 24
N 6 Detroit Lions	T	10 10
N 13 San Francisco 49ers	T	30 30
N 20 @ Green Bay Packers	L	6 13
N 27 Atlanta Falcons	W	23 6
D 4 @ Baltimore Colts	L	16 21
D 11 @ San Francisco 49ers	L	14 41
D 18 Minnesota Vikings	W	41 28
	234	272

1967 (7-6-1, .538)

George S. Halas — Coach	Bears	Opp
S 17 @ Pittsburgh Steelers	L	13 41
S 24 @ Green Bay Packers	L	10 13
O 1 @ Minnesota Vikings	W	17 7
O 8 Baltimore Colts	L	3 24
O 15 Detroit Lions	W	14 13
O 22 @ Cleveland Browns	L	0 24
O 29 Los Angeles Rams	L	17 28
N 5 @ Detroit Lions	W	27 13
N 12 New York Giants	W	34 7
N 19 St. Louis Cardinals	W	30 3
N 26 Green Bay Packers	L	13 17
D 3 @ San Francisco 49ers	W	28 14
D 10 Minnesota Vikings	T	10 10
D 17 @ Atlanta Falcons	W	23 14
	239	218

1968 (7-7, .500)

Jim Dooley — Coach	Bears	Opp
S 15 Washington Redskins	L	28 38
S 22 @ Detroit Lions	L	0 42
S 29 @ Minnesota Vikings	W	27 17
O 6 @ Baltimore Colts	L	7 28
O 13 Detroit Lions	L	10 28
O 20 @ Philadelphia Eagles	W	29 16
O 27 Minnesota Vikings	W	26 24
N 3 @ Green Bay Packers	W	13 10
N 10 San Francisco 49ers	W	27 19
N 17 Atlanta Falcons	L	13 16
N 24 Dallas Cowboys	L	3 34
D 1 @ New Orleans Saints	W	23 17
D 8 @ Los Angeles Rams	W	17 16
D 15 Green Bay Packers	L	27 28
	250	333

1969 (1-13, .071)

Jim Dooley — Coach	Bears	Opp
S 21 @ Green Bay Packers	L	0 17
S 28 @ St. Louis Cardinals	L	17 20
O 5 @ New York Giants	L	24 28
O 12 Minnesota Vikings	L	0 31
O 19 @ Detroit Lions	L	7 13
O 26 Los Angeles Rams	L	7 9
N 2 @ Minnesota Vikings	L	14 31
N 9 Pittsburgh Steelers	W	38 7
N 16 @ Atlanta Falcons	L	31 48
N 23 Baltimore Colts	L	21 24
N 30 Cleveland Browns	L	24 28
D 6 @ San Francisco 49ers	L	21 42
D 14 Green Bay Packers	L	3 21
D 21 Detroit Lions	L	3 20
	210	339

+ Indicates overtime

1970 (6-8, .428)

Jim Dooley — Coach	Bears	Opp
S 19 @ New York Giants	W	24 16
S 27 Philadelphia Eagles	W	20 16
O 5 @ Detroit Lions	L	14 28
O 11 Minnesota Vikings	L	0 24
O 18 San Diego Chargers	L	7 20
O 25 Detroit Lions	L	10 16
N 1 @ Atlanta Falcons	W	23 14
N 8 San Francisco 49ers	L	16 37
N 15 @ Green Bay Packers	L	19 20
N 22 Buffalo Bills	W	31 13
N 29 @ Baltimore Colts	L	20 21
D 5 @ Minnesota Vikings	L	13 16
D 13 Green Bay Packers	W	35 17
D 20 @ New Orleans Saints	W	24 3
	256	261

**** Bears move to Soldier Field ****

1971 (6-8, .428)

Jim Dooley — Coach	Bears	Opp
S 19 Pittsburgh Steelers	W	17 15
S 26 @ Minnesota Vikings	W	20 17
O 3 @ Los Angeles Rams	L	3 17
O 10 New Orleans Saints	W	35 14
O 17 @ San Francisco 49ers	L	0 13
O 24 @ Detroit Lions	W	28 23
O 31 Dallas Cowboys	W	23 19
N 7 Green Bay Packers	L	14 17
N 14 Washington Redskins	W	16 15
N 21 Detroit Lions	L	3 28
N 29 @ Miami Dolphins	L	3 34
D 5 @ Denver Broncos	L	3 6
D 12 @ Green Bay Packers	L	10 31
D 19 Minnesota Vikings	L	10 27
	165	276

1972 (4-9-1, .307)

Abe Gribben — Coach	Bears	Opp
S 17 Atlanta Falcons	L	21 37
S 24 Los Angeles Rams	T	13 13
O 1 Detroit Lions	L	24 38
O 8 @ Green Bay Packers	L	17 20
O 15 @ Cleveland Browns	W	17 0
O 23 Minnesota Vikings	W	13 10
O 29 @ St. Louis Cardinals	W	27 10
N 5 @ Detroit Lions	L	0 14
N 12 Green Bay Packers	L	17 23
N 19 San Francisco 49ers	L	21 34
N 26 Cincinnati Bengals	L	3 13
D 3 @ Minnesota Vikings	L	10 23
D 10 @ Philadelphia Eagles	W	21 12
D 17 @ Oakland Raiders	L	21 28
	225	275

1973 (3-11, .214)

Abe Gribben — Coach	Bears	Opp
S 16 Dallas Cowboys	L	17 20
S 23 Minnesota Vikings	L	13 22
O 5 @ Denver Broncos	W	33 14
O 7 @ New Orleans Saints	L	16 21
O 14 @ Atlanta Falcons	L	6 46
O 21 New England Patriots	L	10 13
O 28 Houston Oilers	W	35 14
N 4 @ Green Bay Packers	W	31 17
N 12 @ Kansas City Chiefs	L	7 19
N 18 Detroit Lions	L	7 30
N 25 @ Minnesota Vikings	L	19 31
D 2 Los Angeles Rams	L	0 28
D 9 @ Detroit Lions	L	7 40
D 16 Green Bay Packers	L	0 21
	195	334

1974 (4-10, .286)

Abe Gribben — Coach	Bears	Opp
S 15 Detroit Lions	W	17 9
S 22 New York Jets	L	21 23
S 29 @ Minnesota Vikings	L	7 11
O 6 New Orleans Saints	W	24 10
O 13 @ Atlanta Falcons	L	10 13
O 21 Green Bay Packers	W	10 9
O 27 @ Buffalo Bills	L	6 16
N 3 Minnesota Vikings	L	0 17
N 10 @ Green Bay Packers	L	3 20
N 17 San Francisco 49ers	L	0 34
N 24 @ Detroit Lions	L	17 34
D 1 New York Giants	W	16 13
D 6 @ San Diego Chargers	L	21 28
D 15 @ Washington Redskins	L	0 42
	152	279

1975 (4-10, .286)

Jack Pardee — Coach	Bears	Opp
S 21 Baltimore Colts	L	7 35
S 28 Philadelphia Eagles	W	15 13
O 5 @ Minnesota Vikings	L	3 28
O 12 @ Detroit Lions	L	7 27
O 19 @ Pittsburgh Steelers	L	3 34
O 27 Minnesota Vikings	L	9 13
N 2 Miami Dolphins	L	13 46
N 9 Green Bay Packers	W	27 14
N 16 @ San Francisco 49ers	L	3 31
N 23 @ Los Angeles Rams	L	10 38
N 30 @ Green Bay Packers	L	7 28
D 7 Detroit Lions	W	25 21
D 14 St. Louis Cardinals	L	20 34
D 21 @ New Orleans Saints	W	42 17
	191	379

1976 (7-7, .500)

Jack Pardee — Coach	Bears	Opp
S 12 Detroit Lions	W	10 10
S 19 @ San Francisco 49ers	W	19 12
S 26 Atlanta Falcons	L	0 10
O 3 Washington Redskins	W	33 7
O 10 @ Minnesota Vikings	L	19 20
O 17 @ Los Angeles Rams	L	12 20
O 24 @ Dallas Cowboys	L	21 31
O 31 Minnesota Vikings	W	14 13
N 7 Oakland Raiders	L	27 28
N 14 Green Bay Packers	W	24 13
N 21 @ Detroit Lions	L	10 14
N 28 @ Green Bay Packers	W	16 10
D 5 @ Seattle Seahawks	W	34 7
D 12 Denver Broncos	L	14 28
	253	216

1977 (9-5, .643)

Jack Pardee — Coach	Bears	Opp
S 18 Detroit Lions	W	30 20
S 25 @ St. Louis Cardinals	L	13 16
O 2 @ New Orleans Saints	L	24 42
O 10 Los Angeles Rams	W	24 23
O 16 @ Minnesota Vikings	L	16 22
O 23 Atlanta Falcons	L	10 16
O 30 @ Green Bay Packers	W	26 0
N 6 @ Houston Oilers	L	0 47
N 13 Kansas City Chiefs	W	28 27
N 20 Minnesota Vikings	W	10 7
N 24 @ Detroit Lions	W	31 14
D 4 @ Tampa Bay Buccaneers	W	10 0
D 11 Green Bay Packers	W	21 10
D 18 @ New York Giants	W	12 9
	255	253

PLAYOFFS

D 26 @ Dallas Cowboys	L	7 37
-----------------------	---	------

BEARS ALL-TIME RESULTS

1978 (7-9, .438)

Neill Armstrong — Coach	Bears	Opp
S 3 St. Louis Cardinals	W	17 10
S 10 @ San Francisco 49ers	W	16 13
S 17 @ Detroit Lions	W	19 0
S 25 Minnesota Vikings	L	20 24
O 1 Oakland Raiders	L+	19 25
O 8 @ Green Bay Packers	L	14 24
O 16 @ Denver Broncos	L	7 16
O 22 @ Tampa Bay Bucs	L	19 33
O 29 Detroit Lions	L	17 21
N 5 Seattle Seahawks	L	29 31
N 12 @ Minnesota Vikings	L	14 17
N 19 Atlanta Falcons	W	13 7
N 26 Tampa Bay Bucs	W	14 3
D 4 @ San Diego Chargers	L	7 40
D 10 Green Bay Packers	W	14 0
D 16 @ Washington Redskins	W	14 10
	253	274

1979 (10-6, .625)

Neill Armstrong — Coach	Bears	Opp
S 2 Green Bay Packers	W	6 3
S 9 Minnesota Vikings	W	26 7
S 16 @ Dallas Cowboys	L	20 24
S 23 @ Miami Dolphins	L	16 31
S 30 Tampa Bay Bucs	L	13 17
O 7 @ Buffalo Bills	W	7 0
O 14 New England Patriots	L	7 27
O 21 @ Minnesota Vikings	L	27 30
O 28 @ San Francisco 49ers	W	28 27
N 4 Detroit Lions	W	35 7
N 11 Los Angeles Rams	W	27 23
N 18 New York Jets	W	23 13
N 22 @ Detroit Lions	L	0 20
D 2 @ Tampa Bay Bucs	W	14 0
D 9 @ Green Bay Packers	W	15 14
D 16 St. Louis Cardinals	W	42 6
	306	249

PLAYOFFS

D 23 @ Philadelphia Eagles	L	17 27
----------------------------	---	-------

1980 (7-9, .438)

Neill Armstrong — Coach	Bears	Opp
S 7 @ Green Bay Packers	L+	6 12
S 14 New Orleans Saints	W	22 3
S 21 Minnesota Vikings	L	14 34
S 28 @ Pittsburgh Steelers	L	3 38
O 5 Tampa Bay Bucs	W	23 0
O 12 @ Minnesota Vikings	L	7 13
O 19 Detroit Lions	W	24 7
O 26 @ Philadelphia Eagles	L	14 17
N 3 @ Cleveland Browns	L	21 27
N 9 Washington Redskins	W	35 21
N 16 Houston Oilers	L	6 10
N 23 @ Atlanta Falcons	L	17 28
N 27 @ Detroit Lions	W+	23 17
D 7 Green Bay Packers	W	61 7
D 14 Cincinnati Bengals	L+	14 17
D 20 @ Tampa Bay Bucs	W	14 13
	304	264

1981 (6-10, .375)

Neill Armstrong — Coach	Bears	Opp
S 6 Green Bay Packers	L	9 16
S 13 @ San Francisco 49ers	L	17 28
S 20 Tampa Bay Bucs	W	28 17
S 28 Los Angeles Rams	L	7 24
O 4 @ Minnesota Vikings	L	21 24
O 11 Washington Redskins	L	7 24
O 19 @ Detroit Lions	L	17 48
O 25 San Diego Chargers	W+	20 17
N 1 @ Tampa Bay Bucs	L	10 20
N 8 @ Kansas City Chiefs	W+	16 13
N 15 @ Green Bay Packers	L	17 21
N 22 Detroit Lions	L	7 23
N 26 @ Dallas Cowboys	L	9 10
D 6 Minnesota Vikings	W	10 9
D 13 @ Oakland Raiders	W	23 6
D 20 Denver Broncos	W	35 24
	253	324

1982 (3-6, .333)

Mike Ditka — Coach	Bears	Opp
S 12 @ Detroit Lions	L	10 17
S 19 New Orleans Saints	L	0 10
N 21 Detroit Lions	W	20 17
N 28 @ Minnesota Vikings	L	7 35
D 5 New England Patriots	W	26 13
D 12 @ Seattle Seahawks	L	14 20
D 19 St. Louis Cardinals	L	7 10
D 26 @ Los Angeles Rams	W	34 26
J 2 @ Tampa Bay Bucs	L+	23 26
	141	174

1983 (8-8, .500)

Mike Ditka — Coach	Bears	Opp
S 4 Atlanta Falcons	L	17 20
S 11 Tampa Bay Bucs	W	17 10
S 18 @ New Orleans Saints	L+	31 34
S 25 @ Baltimore Colts	L+	19 22
O 2 Denver Broncos	W	31 14
O 9 Minnesota Vikings	L	14 23
O 16 @ Detroit Lions	L	17 31
O 23 @ Philadelphia Eagles	W	7 6
O 30 Detroit Lions	L	17 38
N 6 @ Los Angeles Rams	L	14 21
N 13 Philadelphia Eagles	W	17 14
N 20 @ Tampa Bay Bucs	W	27 0
N 27 San Francisco 49ers	W	13 3
D 4 @ Green Bay Packers	L	28 31
D 11 @ Minnesota Vikings	W	19 13
D 18 Green Bay Packers	W	23 21
	311	301

+ Indicates overtime

1984 (10-6, .625)

Mike Ditka — Coach	Bears	Opp
S 2 Tampa Bay Bucs	W	34 14
S 9 Denver Broncos	W	27 0
S 16 @ Green Bay Packers	W	9 7
S 23 @ Seattle Seahawks	L	9 38
S 30 Dallas Cowboys	L	14 23
O 7 New Orleans Saints	W	20 7
O 14 @ St. Louis Cardinals	L	21 38
O 21 @ Tampa Bay Bucs	W	44 9
O 28 Minnesota Vikings	W	16 7
N 4 Los Angeles Raiders	W	17 6
N 11 @ Los Angeles Rams	L	13 29
N 18 Detroit Lions	W	16 14
N 25 @ Minnesota Vikings	W	34 3
D 3 @ San Diego Chargers	L	7 20
D 9 Green Bay Packers	L	14 20
D 16 @ Detroit Lions	W	30 13
	325	248

PLAYOFFS

D 30 @ Washington Redskins	W	23 19
J 6 @ San Francisco 49ers	L	0 23

1985 (15-1, .938)

Mike Ditka — Coach	Bears	Opp
S 8 Tampa Bay Bucs	W	38 28
S 15 New England Patriots	W	20 7
S 19 @ Minnesota Vikings	W	33 24
S 29 Washington Redskins	W	45 10
O 6 @ Tampa Bay Bucs	W	27 19
O 13 @ San Francisco 49ers	W	26 10
O 21 Green Bay Packers	W	23 7
O 27 Minnesota Vikings	W	27 9
N 3 @ Green Bay Packers	W	16 10
N 10 Detroit Lions	W	24 3
N 17 @ Dallas Cowboys	W	44 0
N 24 Atlanta Falcons	W	36 0
D 2 @ Miami Dolphins	L	24 38
D 8 Indianapolis Colts	W	17 10
D 14 @ New York Jets	W	19 6
D 22 @ Detroit Lions	W	37 17
	456	198

PLAYOFFS

J 5 New York Giants	W	21 0
J 12 Los Angeles Rams	W	24 0
J 26 New England Patriots	W	46 10
(at New Orleans)		

1986 (14-2, .875)

Mike Ditka — Coach	Bears	Opp
S 7 Cleveland Browns	W	41 31
S 14 Philadelphia Eagles	W+	13 10
S 22 @ Green Bay Packers	W	25 12
S 28 @ Cincinnati Bengals	W	44 7
O 5 Minnesota Vikings	W	23 0
O 12 @ Houston Oilers	W	20 7
O 19 @ Minnesota Vikings	L	7 23
O 26 Detroit Lions	W	13 7
N 3 Los Angeles Rams	L	17 20
N 9 @ Tampa Bay Bucs	W	23 3
N 16 @ Atlanta Falcons	W	13 10
N 23 Green Bay Packers	W	12 10
N 30 Pittsburgh Steelers	W+	13 10
D 7 Tampa Bay Bucs	W	48 14
D 15 @ Detroit Lions	W	16 13
D 21 @ Dallas Cowboys	W	24 10
	352	187

PLAYOFFS

J 3 Washington Redskins	L	13 27
-------------------------	---	-------

BEARS ALL-TIME RESULTS

1987 (11-4, .733)

Mike Ditka — Coach	Bears	Opp
S 14 New York Giants	W	34 19
S 20 Tampa Bay Bucs	W	20 3
S 27 @ Detroit	Cancelled	
O 4 @ Philadelphia Eagles	W	35 3
O 11 Minnesota Vikings	W	27 7
O 18 New Orleans Saints	L	17 19
O 25 @ Tampa Bay Bucs	W	27 26
N 1 Kansas City Chiefs	W	31 28
N 8 @ Green Bay Packers	W	26 24
N 16 @ Denver Broncos	L	29 31
N 22 Detroit Lions	W	30 10
N 29 Green Bay Packers	W	23 10
D 6 @ Minnesota Vikings	W	30 24
D 14 @ San Francisco 49ers	L	0 41
D 20 Seattle Seahawks	L	21 34
D 27 @ Los Angeles Raiders	W	6 3
	356	282

PLAYOFFS

J 10 Washington Redskins	L	17 21
--------------------------	---	-------

Italicized games are strike contests

1990 (11-5, .688)

Mike Ditka — Coach	Bears	Opp
S 9 Seattle Seahawks	W	17 0
S 16 @ Green Bay Packers	W	31 13
S 23 Minnesota Vikings	W	19 16
S 30 @ Los Angeles Raiders	L	10 24
O 7 Green Bay Packers	W	27 13
O 14 Los Angeles Rams	W	38 9
O 21 Bye Week		
O 28 @ Phoenix Cardinals	W	31 21
N 4 @ Tampa Bay Bucs	W	26 6
N 11 Atlanta Falcons	W	30 24
N 18 @ Denver Broncos	W+	16 13
N 25 @ Minnesota Vikings	L	13 41
D 2 Detroit Lions	W+	23 17
D 9 @ Washington Redskins	L	9 10
D 16 @ Detroit Lions	L	21 38
D 23 Tampa Bay Bucs	W	27 14
D 29 Kansas City Chiefs	L	10 21
	348	280

PLAYOFFS

J 6 New Orleans Saints	W	16 6
J 13 @ New York Giants	L	3 31

1992 (5-11, .313)

Mike Ditka — Coach	Bears	Opp
S 6 Detroit Lions	W	27 24
S 13 @ New Orleans Saints	L	6 28
S 21 New York Giants	L	14 27
S 27 Atlanta Falcons	W	41 31
O 4 @ Minnesota Vikings	L	20 21
O 11 Bye Week		
O 18 Tampa Bay Bucs	W	31 14
O 25 @ Green Bay Packers	W	30 10
N 2 Minnesota Vikings	L	10 38
N 8 Cincinnati Bengals	L+	28 31
N 15 @ Tampa Bay Bucs	L	17 20
N 22 Green Bay Packers	L	3 17
N 29 @ Cleveland Browns	L	14 27
D 7 @ Houston Oilers	L	7 24
D 13 Pittsburgh Steelers	W	30 6
D 20 @ Detroit Lions	L	3 16
D 27 @ Dallas Cowboys	L	14 27
	295	361

1988 (12-4, .750)

Mike Ditka — Coach	Bears	Opp
S 4 Miami Dolphins	W	34 7
S 11 @ Indianapolis Colts	W	17 13
S 18 Minnesota Vikings	L	7 31
S 25 @ Green Bay Packers	W	24 6
O 2 Buffalo Bills	W	24 3
O 9 @ Detroit Lions	W	24 7
O 16 Dallas Cowboys	W	17 7
O 24 San Francisco 49ers	W	10 9
O 30 @ New England Patriots	L	7 30
N 6 Tampa Bay Bucs	W	28 10
N 13 @ Washington Redskins	W	34 14
N 20 @ Tampa Bay Bucs	W	27 15
N 27 Green Bay Packers	W	16 0
D 5 @ Los Angeles Rams	L	3 23
D 11 Detroit Lions	W	13 12
D 19 @ Minnesota Vikings	L	27 28
	312	215

PLAYOFFS

D 31 Philadelphia Eagles	W	20 12
J 8 San Francisco 49ers	L	3 28

1991 (11-5, .688)

Mike Ditka — Coach	Bears	Opp
S 1 Minnesota Vikings	W	10 6
S 8 @ Tampa Bay Bucs	W	21 20
S 15 New York Giants	W	20 17
S 23 New York Jets	W+	19 13
S 29 @ Buffalo Bills	L	20 35
O 6 Washington Redskins	L	7 20
O 13 Bye Week		
O 17 @ Green Bay Packers	W	10 0
O 27 @ New Orleans Saints	W	20 17
N 3 Detroit Lions	W	20 10
N 11 @ Minnesota Vikings	W	34 17
N 17 @ Indianapolis	W	31 17
N 24 Miami Dolphins	L+	13 16
N 28 @ Detroit Lions	L	6 16
D 8 Green Bay Packers	W	27 13
D 15 Tampa Bay Bucs	W	27 0
D 23 @ San Francisco 49ers	L	14 52
	299	269

PLAYOFFS

D 29 Dallas Cowboys	L	13 17
---------------------	---	-------

1993 (7-9, .438)

Dave Wannstedt — Coach	Bears	Opp
S 5 New York Giants	L	20 26
S 12 @ Minnesota Vikings	L	7 10
S 19 Bye Week		
S 26 Tampa Bay Bucs	W	47 17
O 3 Atlanta Falcons	W	6 0
O 10 @ Philadelphia Eagles	W	17 6
O 17 Bye Week		
O 25 Minnesota Vikings	L	12 19
O 31 @ Green Bay Packers	L	3 17
N 7 Los Angeles Raiders	L	14 16
N 14 @ San Diego	W	16 13
N 21 @ Kansas City	W	19 17
N 25 @ Detroit Lions	W	10 6
D 5 Green Bay Packers	W	30 17
D 12 @ Tampa Bay Bucs	L	10 13
D 18 Denver Broncos	L	3 13
D 26 @ Detroit Lions	L	14 20
J 2 @ Los Angeles Rams	L	6 20
	234	230

+ Indicates overtime

1989 (6-10, .375)

Mike Ditka — Coach	Bears	Opp
S 10 Cincinnati Bengals	W	17 14
S 17 Minnesota Vikings	W	38 7
S 24 @ Detroit Lions	W	47 27
O 2 Philadelphia Eagles	W	27 13
O 8 @ Tampa Bay Bucs	L	35 42
O 15 Houston Oilers	L	28 33
O 23 @ Cleveland Browns	L	7 27
O 29 Los Angeles Rams	W	20 10
N 5 @ Green Bay Packers	L	13 14
N 12 @ Pittsburgh Steelers	W	20 0
N 19 Tampa Bay Bucs	L	31 32
N 26 @ Washington Redskins	L	14 38
D 3 @ Minnesota Vikings	L	16 27
D 10 Detroit Lions	L	17 27
D 17 Green Bay Packers	L	28 40
D 24 @ San Francisco 49ers	L	0 26
	358	377

* Instant Replay Game

SUPER EIGHT

The Bears have played 1,012 games in their storied 74 seasons but have never finished a game with a final score of "eight". However, with the passing of the two point conversion, such a total may be more frequent.

Chicago's opponents have only once totalled eight points in a contest: on November 6, 1932, the Giants scored a touchdown, missed the extra point, and recorded a fourth quarter safety in losing to the Bears, 28-8.

BEARS VS. THE NFL

STADIUM CODES

A	Atlanta Fulton Co. Stadium	3-4-0	HG	Hagemeister Park, Green Bay		PI	Forbes Field, Pittsburgh	6-2-1
AK	Akron Rubber Bowl		I	Hoosier Dome, Indianapolis	2-0-0	PO	Portsmouth, OH	1-2-1
AN	Anaheim Stadium	1-4-0	IL	University of Illinois, Champaign	*	RK	Rock Island, IL	
B	Memorial Stadium, Baltimore	6-11-0	JR	Joe Robbie Stadium, Miami	*	SC	Soldier Field, Chicago	113-70-1
BF	Rich Stadium, Buffalo	1-2-0	KC	Arrowhead Stadium, Kansas City	2-1-0	S	University of South Carolina	*
BK	Baker Bowl, Philadelphia	1-0-1	KZ	Kezar Stadium, San Francisco	8-10-0	SD	Jack Murphy Stadium, San Diego	1-3-0
BO	Fenway Park, Boston	3-0-1	LA	Memorial Coliseum, Los Angeles	14-12-1	SE	Kingdome, Seattle	1-2-0
BR	Edwards Field, Brooklyn		LM	Lambeau Field, Green Bay	13-14-0	SF	Candlestick Park, San Francisco	4-7-0
CI	Riverfront Stadium, Cincinnati	1-0-0	LN	Wembley Stadium, London	*	SH	Shibe Park, Philadelphia	1-1-0
CL	Cleveland Stadium	6-9-0	M	Metrodome, Minneapolis	5-7-0	SI	Staten Island, NY	1-4-0
CM	Comiskey Park, Chicago	13-10-0	MI	Orange Bowl, Miami	0-3-0	SL	Busch Stadium, St. Louis	1-4-0
CN	Fawcett Stadium, Canton, OH		ML	County Stadium, Milwaukee	0-1-0	SP	Joe Albi Stadium, Spokane, WA	*
CR	Crosley Field, Cincinnati		MN	Metropolitan Stadium, Minneapolis	8-13-0	SW	Ullevi Stadium, Sweden	*
CS	Chicago Stadium	1-0-0	MP	Mills Park, Chicago		TB	Tampa Stadium	11-6-0
D	Briggs (Tiger) Stadium, Detroit	21-18-0	ND	Notre Dame, IN	*	TL	Tulane Stadium, New Orleans	2-0-0
DA	Cotton Bowl, Dallas	1-0-0	NE	Sullivan, Foxboro, MA	0-1-0	TM	Sun Devil Stadium, Tempe, AZ	1-0-0
DC	RFK Stadium, Washington, DC	3-4-0	NJ	Meadowlands, East Rutherford, NJ	2-1-0	TR	Three Rivers Stadium, Pittsburgh	1-2-0
DN	Mile High Stadium, Denver	2-3-0	NO	Superdome, New Orleans	3-3-0	TX	Texas Stadium, Irving, TX	2-5-0
DS	Dyche Stadium, Northwestern Univ.	1-0-0	NP	Normal Park, Chicago	2-1-0	UD	University of Detroit Stadium	1-1-0
FB	Forbes Field, Philadelphia	1-0-0	NY	Yankee Stadium, New York	2-2-1	V	Veterans Stadium, Philadelphia	4-2-0
FR	Franklin Field, Univ. of Penn.	1-1-0	O	Oakland-Alameda Co. Coliseum	1-1-0	W	Wrigley Field, Chicago	168-86-16
G	Olympic Stadium, Berlin, Germany	*	P	Pontiac Silverdome, Detroit	9-9-0	WA	Griffith Stadium, Washington, DC	5-4-0
GB	City Stadium, Green Bay	21-16-4	PG	Polo Grounds, New York	11-7-1			
H	Astrodome, Houston	1-2-0	PH	Municipal Stadium, Philadelphia	3-0-0			

WC	Wild Card Game	SB	Super Bowl	mnf	Monday Night Football
WCR	Wild Card Round			thu	Thursday Night
DP	Divisional Playoff	+	Overtime	thank	Thanksgiving Day
CC	Conference Championship			sat	Saturday
NFL	NFL Title Game			sn	Sunday Night

* pre season games only

ARIZONA CARDINALS W-53 L-25 T-6 Points: Bears 1,631, Cardinals 993

For several years the Bears and Cardinals shared Wrigley Field and Comiskey Park.
 "H" designates the Bears as the home team; "V" designates the Bears as visitors.

1920 — Cardinals, 7-6 (H,NP)	1935 — Tie, 7-7 (H,W)	Bears, 52-2 (H,W)
Staleys, 10-0 (V,W)	Bears, 13-0 (V,W)	1950 — Bears, 27-6 (H,W)
1921 — Tie, 0-0 (V,W)	1936 — Bears, 7-3 (H,W)	Cardinals, 20-10 (V,CM)
1922 — Cardinals, 6-0 (V,CM) thank	Cardinals, 14-7 (V,W)	1951 — Cardinals, 28-14 (V,CM)
Cardinals, 9-0 (H,CM)	1937 — Bears, 16-7 (H,W)	Cardinals, 24-14 (H,W)
1923 — Bears, 3-0 (H,W) thank	Bears, 42-28 (V,W)	1952 — Cardinals, 21-10 (V,CM)
1924 — Bears, 6-0 (H,W)	1938 — Bears, 16-13 (V,S)	Bears, 10-7 (H,W)
Bears, 21-0 (V,CM) thank	Bears, 34-28 (H,W)	1953 — Cardinals, 24-17 (H,W)
1925 — Cardinals, 9-0 (V,CM)	1939 — Bears, 44-7 (H,W)	1954 — Bears, 29-7 (V,CM)
Tie, 0-0 (H,W) thank	Bears, 48-7 (V,CM)	1955 — Cardinals, 53-14 (V,CM)
1926 — Bears, 16-0 (V,W)	1940 — Cardinals, 21-7 (V,CM)	1956 — Bears, 10-3 (H,W)
Bears, 10-0 (H,S)	Bears, 31-23 (H,W)	1957 — Bears, 14-6 (V,CM)
Tie, 0-0 (H,W) thank	1941 — Bears, 53-7 (H,W)	1958 — Bears, 30-14 (H,W)
1927 — Bears, 9-0 (V,NP)	Bears, 34-24 (V,CM)	1959 — Bears, 31-7 (V,S)
Cardinals, 3-0 (H,W) thank	1942 — Bears, 41-14 (H,W)	1965 — Bears, 34-13 (W)
1928 — Bears, 15-0 (V,NP)	Bears, 21-7 (V,CM)	1966 — Cardinals, 24-17 (SL)
Bears, 34-0 (H,W) thank	1943 — Bears, 20-0 (H,W)	1967 — Bears, 30-3 (W)
1929 — Tie, 0-0 (H,W)	Bears, 35-24 (V,CM)	1969 — Cardinals, 20-17 (SL)
Cardinals, 40-6 (V,CM)thank	1944 — Bears, 34-7 (H,W)	1972 — Bears, 27-10 (SL)
1930 — Bears, 32-6 (V,CM)	Bears, 49-7 (V,CM)	1975 — Cardinals, 34-20 (S)
Bears, 6-0 (H,W) thank	1945 — Cardinals, 16-7 (H,W)	1977 — Cardinals, 16-13 (SL)
1931 — Bears, 26-13 (H,W)	Bears, 28-20 (V,CM)	1978 — Bears, 17-10 (S)
Bears, 18-7 (V,W) thank	1946 — Bears, 34-17 (V,CM)	1979 — Bears, 42-6 (S)
1932 — Tie, 0-0 (H,W)	Cardinals, 35-28 (H,W)	1982 — Cardinals, 10-7 (S)
Bears, 34-0 (V,W) thank	1947 — Cardinals, 31-7 (V,CM)	1984 — Cardinals, 38-21 (SL)
1933 — Bears, 12-9 (V,W)	Cardinals, 30-21 (H,W)	1990 — Bears, 31-21 (TM)
Bears, 22-6 (H,W) thank	1948 — Bears, 28-17 (V,CM)	1994 —
1934 — Bears, 20-0 (H,W)	Cardinals, 24-21 (H,W)	
Bears, 17-6 (H,W)	1949 — Bears, 17-7 (V,CM)	

BEARS VS. THE NFL

ATLANTA FALCONS

1966 — Bears, 23-6 (W)
 1967 — Bears, 23-14 (A)
 1968 — Falcons, 16-13 (W)
 1969 — Falcons, 48-31 (A)
 1970 — Bears, 23-14 (A)
 1972 — Falcons, 37-21 (S)
 1973 — Falcons, 46-6 (A)

W-9

L-9

1974 — Falcons, 13-10 (A)
 1976 — Falcons, 10-0 (S)
 1977 — Falcons, 16-10 (S)
 1978 — Bears, 13-7 (S)
 1980 — Falcons, 29-17 (A)
 1983 — Falcons, 20-17 (S)
 1985 — Bears, 36-0 (S)

Points: Falcons 346, Bears 327

1986 — Bears, 13-10 (A)
 1990 — Bears, 30-24 (S)
 1992 — Bears, 41-31 (S)
 1993 — Bears, 6-0 (S)

BUFFALO BILLS

1970 — Bears, 31-13 (W)
 1974 — Bills, 16-6 (BF)

W-3

L-2

1979 — Bears, 7-0 (BF)
 1988 — Bears, 24-3 (S)

Points: Bears 88, Bills 67

1991 — Bills, 35-20 (BF)
 1994 —

CINCINNATI BENGALS

1972 — Bengals, 13-3 (S)
 1980 — Bengals, 17-14 (S) +

W-2

L-3

1986 — Bears, 44-7 (Cl)
 1989 — Bears, 17-14 (S)

Points: Bears 106, Bengals 82

1992 — Bengals, 31-28 (S) + sn

CLEVELAND BROWNS

1951 — Browns, 42-21 (CL)
 1954 — Browns, 39-10 (W)
 1960 — Browns, 42-0 (CL)
 1961 — Bears, 17-14 (W)

W-3

L-8

1967 — Browns, 24-0 (CL)
 1969 — Browns, 28-24 (W)
 1972 — Bears, 17-0 (CL)
 1980 — Browns, 27-21 (CL) mnf

Points: Browns 301, Bears 172

1986 — Bears, 41-31 (S)
 1989 — Browns, 27-7 (CL) mnf
 1992 — Browns, 27-14 (CL)

DALLAS COWBOYS

1960 — Bears, 17-7 (W)
 1962 — Bears, 34-33 (DA)
 1964 — Cowboys, 24-10 (W)
 1968 — Cowboys, 34-3 (W)
 1971 — Bears, 23-19 (S)
 1973 — Cowboys, 20-17 (S)

W-6

L-10

1976 — Cowboys, 31-21 (TX)
1977 — Cowboys, 37-7 (TX) WC
 1979 — Cowboys, 24-20 (TX)
 1981 — Cowboys, 10-9 (TX) thank
 1984 — Cowboys, 23-14 (S)
 1985 — Bears, 44-0 (TX)

Points: Cowboys 323, Bears 287

1986 — Bears, 24-10 (TX)
 1988 — Bears, 17-7 (S)
1991 — Cowboys, 17-13 (S) WCR
 1992 — Cowboys, 27-14 (TX)

DENVER BRONCOS

1971 — Broncos, 6-3 (DN)
 1973 — Bears, 33-14 (DN)
 1976 — Broncos, 28-14 (S)
 1978 — Broncos, 16-7 (DN) mnf

W-5

L-5

1981 — Bears, 35-24 (S)
 1983 — Bears, 31-14 (S)
 1984 — Bears, 27-0 (S)
 1987 — Broncos, 31-29 (DN) mnf

Points: Bears 182, Broncos 146

1990 — Bears, 16-13 (DN) +
 1993 — Broncos, 13-3 (S) sat

Win-loss record and point totals include playoff games.

BEARS VS. THE NFL

DETROIT LIONS

1930 — Spartans, 7-6 (PO)
Bears, 14-6 (W)
1931 — Bears, 9-6 (W)
Spartans, 3-0 (PO)
1932 — Tie, 13-13 (W)
Tie, 7-7 (PO)
Bears, 9-0 (CS) NFL
1933 — Bears, 17-14 (W)
Bears, 17-7 (PO)
1934 — Bears, 19-16 (UD)
Bears, 10-7 (W) thank
1935 — Tie, 20-20 (W)
Lions, 14-2 (D) thank
1936 — Bears, 12-10 (W)
Lions, 13-7 (D) thank
1937 — Bears, 28-20 (W)
Bears, 13-0 (D) thank
1938 — Lions, 13-7 (W)
Lions, 14-7 (D) thank
1939 — Lions, 10-0 (W)
Bears, 23-13 (D)
1940 — Bears, 7-0 (W)
Lions, 17-14 (UD)
1941 — Bears, 49-0 (W)
Bears, 24-7 (D)
1942 — Bears, 16-0 (W)
Bears, 42-0 (D)
1943 — Bears, 27-21 (D)
Bears, 35-14 (W)
1944 — Tie, 21-21 (W)
Lions, 41-21 (D)
1945 — Lions, 16-10 (D)
Lions, 35-28 (W)
1946 — Bears, 42-6 (W)
Bears, 45-24 (D)
1947 — Bears, 33-24 (W)
Bears, 34-14 (D) thank
1948 — Bears, 28-0 (W)
Bears, 42-14 (D)
1949 — Bears, 27-24 (W)
Bears, 28-7 (D) thank
1950 — Bears, 35-21 (D)
Bears, 6-3 (W)
1951 — Bears, 28-23 (D)
Lions, 41-28 (W)

W-74

L-49

T-5

1952 — Bears, 24-23 (W)
Lions, 45-21 (D)
1953 — Lions, 20-16 (W)
Lions, 13-7 (D)
1954 — Lions, 48-23 (D)
Bears, 28-24 (W)
1955 — Bears, 24-14 (D)
Bears, 21-20 (W)
1956 — Lions, 42-10 (D)
Bears, 38-21 (W)
1957 — Bears, 27-7 (D)
Lions, 21-13 (W)
1958 — Bears, 20-7 (D)
Bears, 21-16 (W)
1959 — Bears, 24-14 (D)
Bears, 25-14 (W)
1960 — Bears, 28-7 (W)
Lions, 36-0 (D)
1961 — Bears, 31-17 (D)
Lions, 16-15 (W)
1962 — Lions, 11-3 (D)
Bears, 3-0 (W)
1963 — Bears, 37-21 (D)
Bears, 24-14 (W)
1964 — Lions, 10-0 (W)
Bears, 27-24 (D) thank
1965 — Bears, 38-10 (W)
Bears, 17-10 (D)
1966 — Lions, 14-3 (D)
Tie, 10-10 (W)
1967 — Bears, 14-3 (W)
Bears, 27-13 (D)
1968 — Lions, 42-0 (D)
Lions, 28-10 (W)
1969 — Lions, 13-7 (D)
Lions, 20-3 (W)
1970 — Lions, 28-14 (D)
Lions, 16-10 (W)
1971 — Bears, 28-23 (D)
Lions, 28-3 (S)
1972 — Lions, 14-0 (D)
Lions, 38-24 (S)
1973 — Lions, 30-7 (S)
Lions, 40-7 (D)

Points: Bears 2,386, Lions 2,156

1974 — Bears, 17-9 (S)
Lions, 34-17 (D)
1975 — Lions, 27-7 (P)
Bears, 25-21 (S)
1976 — Bears, 10-3 (S)
Lions, 14-10 (P)
1977 — Bears, 30-20 (S)
Bears, 31-14 (P) thank
1978 — Bears, 19-0 (P)
Lions, 21-17 (S)
1979 — Bears, 35-7 (S)
Lions, 20-0 (P) thank
1980 — Bears, 24-7 (S)
Bears, 23-17 (P) + thank
1981 — Lions, 48-17 (P)
Lions, 23-7 (S)
1982 — Lions, 17-10 (P)
Bears, 20-17 (S)
1983 — Lions, 31-17 (P)
Lions, 38-17 (S)
1984 — Bears, 16-14 (S)
Bears, 30-13 (P)
1985 — Bears, 24-3 (S)
Bears, 37-17 (P)
1986 — Bears, 13-7 (S)
Bears, 16-13 (P)
1987 — Bears, 30-10 (S)
(2nd game cancelled)
1988 — Bears, 24-7 (P)
Bears, 13-12 (S)
1989 — Bears, 47-27 (P)
Lions, 27-17 (S)
1990 — Bears, 23-17 (S) +
Lions, 38-21 (P)
1991 — Bears, 20-10 (S)
Lions, 16-6 (P) thank
1992 — Bears, 27-24 (S)
Lions, 16-3 (P)
1993 — Bears, 10-6 (P) thank
Lions, 20-14 (S)
1994 —

BEARS VS. THE NFL

GREEN BAY PACKERS	W-82	L-59	T-6	Points: Bears 2,511, Packers 2,144
1921 — Staleys, 20-0 (W)		1945 — Packers, 31-21 (GB)		1970 — Packers, 20-19 (LM)
1923 — Bears, 3-0 (GB)		Bears, 28-24 (W)		Bears, 35-17 (W)
1924 — Bears, 3-0 (W)		1946 — Bears, 30-7 (GB)		1971 — Packers, 17-14 (S)
1925 — Packers, 14-10 (GB)		Bears, 10-7 (W)		Packers, 31-10 (LM)
Bears, 21-0 (W)		1947 — Packers, 29-20 (GB)		1972 — Packers, 20-17 (LM)
1926 — Tie, 6-6 (GB)		Bears, 20-17 (W)		Packers, 23-17 (S)
Bears, 19-13 (W)		1948 — Bears, 45-7 (GB)		1973 — Bears, 31-17 (LM)
Tie, 3-3 (W)		Bears, 7-6 (W)		Packers, 21-0 (S)
1927 — Bears, 7-6 (GB)		1949 — Bears, 17-0 (GB)		1974 — Bears, 10-9 (S) mnf
Bears, 14-6 (W)		Bears, 24-3 (W)		Packers, 20-3 (ML)
1928 — Tie, 12-12 (GB)		1950 — Packers, 31-21 (GB)		1975 — Bears, 27-14 (S)
Packers, 16-6 (W)		Bears, 28-14 (W)		Packers, 28-7 (LM)
Packers, 6-0 (W)		1951 — Bears, 31-20 (GB)		1976 — Bears, 24-13 (S)
1929 — Packers, 23-0 (GB)		Bears, 24-13 (W)		Bears, 16-10 (LM)
Packers, 14-0 (W)		1952 — Bears, 24-14 (GB)		1977 — Bears, 26-0 (LM)
Packers, 25-0 (W)		Packers, 41-28 (W)		Bears, 21-10 (S)
1930 — Packers, 7-0 (GB)		1953 — Bears, 17-13 (GB)		1978 — Packers, 24-14 (LM)
Packers, 13-12 (W)		Tie, 21-21 (W)		Bears, 14-0 (S)
Bears, 21-0 (W)		1954 — Bears, 10-3 (GB)		1979 — Bears, 6-3 (S)
1931 — Packers, 7-0 (GB)		Bears, 28-23 (W)		Bears, 15-14 (LM)
Packers, 6-2 (W)		1955 — Packers, 24-3 (GB)		1980 — Packers, 12-6 (LM) +
Bears, 7-6 (W)		Bears, 52-31 (W)		Bears, 61-7 (S)
1932 — Tie, 0-0 (GB)		1956 — Bears, 37-21 (GB)		1981 — Packers, 16-9 (S)
Packers, 2-0 (W)		Bears, 38-14 (W)		Packers, 21-17 (LM)
Bears, 9-0 (W)		1957 — Packers, 21-17 (GB)		1982 — <i>(both games cancelled by players' strike)</i>
1933 — Bears, 14-7 (GB)		Bears, 21-14 (W)		1983 — Packers, 31-28 (LM)
Bears, 10-7 (W)		1958 — Bears, 34-20 (GB)		Bears, 23-21 (S)
Bears, 7-6 (W)		Bears, 24-10 (W)		1984 — Bears, 9-7 (LM)
1934 — Bears, 24-10 (GB)		1959 — Packers, 9-6 (GB)		Packers, 20-14 (S)
Bears, 27-14 (W)		Bears, 28-17 (W)		1985 — Bears, 23-7 (S) mnf
1935 — Packers, 7-0 (GB)		1960 — Bears, 17-14 (GB)		Bears, 16-10 (LM)
Packers, 17-14 (W)		Packers, 41-13 (W)		1986 — Bears, 25-12 (LM) mnf
1936 — Bears, 30-3 (GB)		1961 — Packers, 24-0 (GB)		Bears, 12-10 (S)
Packers, 21-10 (W)		Packers, 31-28 (W)		1987 — Bears, 26-24 (LM)
1937 — Bears, 14-2 (GB)		1962 — Packers, 49-0 (GB)		Bears, 23-10 (S)
Packers, 24-14 (W)		Packers, 38-7 (W)		1988 — Bears, 24-6 (LM)
1938 — Bears, 2-0 (GB)		1963 — Bears, 10-3 (GB)		Bears, 16-0 (S)
Packers, 24-17 (W)		Bears, 26-7 (W)		1989 — Packers, 14-13 (LM)
1939 — Packers, 21-16 (GB)		1964 — Packers, 23-12 (GB)		Packers, 40-28 (S)
Bears, 30-27 (W)		Packers, 17-3 (W)		1990 — Bears, 31-13 (LM)
1940 — Bears, 41-10 (GB)		1965 — Packers, 23-14 (LM)		Bears, 27-13 (S)
Bears, 14-7 (W)		Bears, 31-10 (W)		1991 — Bears, 10-0 (LM) thu
1941 — Bears, 25-17 (GB)		1966 — Packers, 17-0 (W)		Bears, 27-13 (S)
Packers, 16-14 (W)		Packers, 13-6 (LM)		1992 — Bears, 30-10 (LM)
Bears, 33-14 (W) CC		1967 — Packers, 13-10 (LM)		Packers, 17-3 (S)
1942 — Bears, 44-28 (GB)		Packers, 17-13 (W)		1993 — Packers, 17-3 (LM)
Bears, 38-7 (W)		1968 — Bears, 13-10 (LM)		Bears, 30-17 (S)
1943 — Tie, 21-21 (GB)		Packers, 28-27 (W)		
Bears, 21-7 (W)		1969 — Packers, 17-0 (LM)		
1944 — Packers, 42-28 (GB)		Packers, 21-3 (W)		
Bears, 21-0 (W)				

BEARS VS. THE NFL

HOUSTON OILERS

1973 — Bears, 35-14 (S)
1977 — Oilers, 47-0 (H)

W-2

1980 — Oilers, 10-6 (S)
1986 — Bears, 20-7 (H)

L-4

Points: Oilers 135, Bears 96

1989 — Oilers, 33-28 (S)
1992 — Oilers, 24-7 (H) mnf

INDIANAPOLIS COLTS

1953 — Colts, 13-9 (B)
Colts, 16-14 (W)
1954 — Bears, 28-9 (W)
Bears, 28-13 (B)
1955 — Colts, 23-17 (B)
Bears, 38-10 (W)
1956 — Colts, 28-21 (B)
Bears, 58-27 (W)
1957 — Colts, 21-10 (B)
Colts, 29-14 (W)
1958 — Colts, 51-38 (B)
Colts, 17-0 (W)

W-16

1959 — Bears, 26-21 (B)
Colts, 21-7 (W)
1960 — Colts, 42-7 (B)
Colts, 24-40 (W)
1961 — Bears, 24-10 (W)
Bears, 21-20 (B)
1962 — Bears, 35-15 (W)
Bears, 57-0 (B)
1963 — Bears, 10-3 (W)
Bears, 17-7 (B)
1964 — Colts, 52-0 (B)
Colts, 40-24 (W)

L-21

Points: Colts 770, Bears 762

1965 — Colts, 26-21 (W)
Bears, 13-0 (B)
1966 — Bears, 27-17 (W)
Colts, 21-16 (B)
1967 — Colts, 24-3 (W)
1968 — Colts, 28-7 (B)
1969 — Colts, 24-21 (W)
1970 — Colts, 21-20 (B)
1975 — Colts, 35-7 (S)
1983 — Colts, 22-19 (B) +
1985 — Bears, 17-10 (S)
1988 — Bears, 17-13 (I)
1991 — Bears, 31-17 (I)

KANSAS CITY CHIEFS

1973 — Chiefs, 19-7 (KC) mnf
1977 — Bears, 28-27 (S)

W-4

1981 — Bears, 16-13 (KC) +
1987 — Bears, 31-28 (S)

L-2

Points: Chiefs 125, Bears 111

1990 — Chiefs, 21-10 (S)
1993 — Bears, 19-17 (KC) sat

LA RAIDERS

1972 — Raiders, 28-21 (O)
1976 — Raiders, 28-27 (S)
1978 — Raiders, 25-19 (S) +

W-3

1981 — Bears, 23-6 (O)
1984 — Bears, 17-6 (S)
1987 — Bears, 6-3 (LA)

L-5

Points: Bears 137, Raiders 136

1990 — Raiders, 24-10 (LA)
1993 — Raiders, 16-14 (S)

LA RAMS

1937 — Bears, 20-2 (CL)
Bears, 15-7 (W)
1938 — Rams, 14-7 (W)
Rams, 23-21 (CL)
1939 — Bears, 30-21 (CL)
Bears, 35-21 (W)
1940 — Bears, 21-14 (CL)
Bears, 47-25 (W)
1941 — Bears, 48-21 (CL)
Bears, 31-13 (W)
1942 — Bears, 21-7 (CL)
Bears, 47-0 (W)
1944 — Rams, 19-7 (CL)
Bears, 28-21 (W)
1945 — Rams, 17-0 (CL)
Rams, 41-21 (W)
1946 — Tie, 28-28 (W)
Bears, 27-21 (LA)
1947 — Bears, 41-21 (LA)
Rams, 17-14 (W)
1948 — Bears, 42-21 (W)
Bears, 21-6 (LA)
1949 — Rams, 31-16 (W)
Rams, 27-24 (LA)
1950 — Bears, 24-20 (LA)
Bears, 24-14 (W)
Rams, 24-14 (LA) CC

W-45

1951 — Rams, 42-17 (W)
1952 — Rams, 31-7 (LA)
Rams, 40-24 (W)
1953 — Rams, 38-24 (LA)
Bears, 24-21 (W)
1954 — Rams, 42-38 (LA)
Bears, 24-13 (W)
1955 — Bears, 31-20 (LA)
Bears, 24-3 (W)
1956 — Bears, 35-24 (LA)
Bears, 30-21 (W)
1957 — Bears, 34-26 (W)
Bears, 16-10 (LA)
1958 — Bears, 31-10 (W)
Rams, 41-35 (LA)
1959 — Rams, 28-21 (W)
Bears, 26-21 (LA)
1960 — Bears, 34-27 (W)
Tie, 24-24 (LA)
1961 — Bears, 21-17 (LA)
Bears, 28-24 (W)
1962 — Bears, 27-23 (LA)
Bears, 30-14 (W)
1963 — Bears, 52-14 (LA)
Bears, 6-0 (W)
1964 — Bears, 38-17 (W)
Bears, 34-24 (LA)

L-29

T-3

Points: Bears 1,770, Rams 1,574

1965 — Rams, 30-28 (LA)
Bears, 31-6 (W)
1966 — Rams, 31-17 (LA)
Bears, 17-10 (W)
1967 — Rams, 28-17 (W)
1968 — Bears, 17-16 (LA)
1969 — Rams, 9-7 (W)
1971 — Rams, 17-3 (LA)
1972 — Tie, 13-13 (S)
1973 — Rams, 26-0 (S)
1975 — Rams, 38-10 (LA)
1976 — Rams, 20-12 (LA)
1977 — Bears, 24-23 (S) mnf
1979 — Bears, 27-23 (S)
1981 — Rams, 24-7 (S) mnf
1982 — Bears, 34-26 (AN)
1983 — Rams, 21-14 (AN)
1984 — Rams, 29-13 (AN)
1985 — Bears, 24-0 (S) CC
1986 — Rams, 20-17 (S) mnf
1988 — Rams, 23-3 (AN) mnf
1989 — Bears, 20-10 (S)
1990 — Bears, 38-9 (S) sn
1993 — Rams, 20-6 (AN)
1994 —

BEARS VS. THE NFL

MIAMI DOLPHINS	W-1	L-5	Points: Dolphins 172, Bears 103
1971 — Dolphins, 34-3 (MI) mnf		1985 — Dolphins, 38-24 (MI) mnf	1991 — Dolphins, 16-13 (S) +
1975 — Dolphins, 46-13 (S)		1988 — Bears, 34-7 (S)	1994 —
1979 — Dolphins, 31-15 (MI)			

MINNESOTA VIKINGS	W-29	L-34	T-2	Points: Vikings 1,277, Bears 1,199
1961 — Vikings, 37-13 (MN) Bears, 52-35 (W)		1973 — Vikings, 22-13 (S) Vikings, 31-13 (MN)		1985 — Bears, 33-24 (M) thu Bears, 27-9 (S)
1962 — Bears, 13-0 (MN) Bears, 31-30 (W)		1974 — Vikings, 11-7 (MN) Vikings, 17-0 (S)		1986 — Bears, 23-0 (S) Vikings, 23-7 (M)
1963 — Bears, 28-7 (MN) Tie 17-17 (W)		1975 — Vikings, 28-3 (MN) Vikings, 13-9 (S) mnf		1987 — Bears, 27-7, (S) Bears, 30-24 (M) sn
1964 — Bears, 34-28 (MN) Vikings, 41-14 (W)		1976 — Vikings, 20-19 (MN) Bears, 14-13 (S)		1988 — Vikings, 31-7 (S) Vikings, 28-27 (M) mnf
1965 — Bears, 45-37 (MN) Vikings, 24-17 (W)		1977 — Vikings, 22-16 (MN) + Bears, 10-7 (S)		1989 — Bears, 38-7 (S) Vikings, 27-16 (M) sn
1966 — Bears, 13-10 (MN) Bears, 41-28 (W)		1978 — Vikings, 24-20 (S) mnf Vikings, 17-14 (MN)		1990 — Bears, 19-16 (S) Vikings, 41-13 (M)
1967 — Bears, 17-7 (MN) Tie, 10-10 (W)		1979 — Bears, 26-7 (S) Vikings, 30-27 (MN)		1991 — Bears, 10-6 (S) Bears, 34-17 (M) mnf
1968 — Bears, 27-17 (MN) Bears, 26-24 (W)		1980 — Vikings, 34-14 (S) Vikings, 13-7 (MN)		1992 — Vikings, 21-20 (M) Vikings, 38-10 (S) mnf
1969 — Vikings, 31-0 (W) Vikings, 31-14 (MN)		1981 — Vikings, 24-21 (MN) Bears, 10-9 (S)		1993 — Vikings, 10-7 (MN) Vikings, 19-12 (S) mnf
1970 — Vikings, 24-0 (W) Vikings, 16-13 (MN)		1982 — Vikings, 35-7 (M) 1983 — Vikings, 23-14 (S)		1994 —
1971 — Bears, 20-17 (MN) Vikings, 27-10 (S)		Bears, 19-13 (M)		
1972 — Bears, 13-10 (S) mnf Vikings, 23-10 (MN)		1984 — Bears, 16-7 (S) Bears, 34-3 (M)		

NEW ENGLAND PATRIOTS	W-3	L-3	Points: Bears 116, Patriots 100
1973 — Patriots, 13-10 (S)		1985 — Bears, 20-7 (S)	1988 — Patriots, 30-7 (NE)
1979 — Patriots, 27-7 (S)		Bears, 46-10 (NO) SB	1994 —
1982 — Bears, 26-13 (S)			

NEW ORLEANS SAINTS	W-9	L-6	Points: Bears 317, Saints 244
1968 — Bears, 23-17 (TL)		1977 — Saints, 42-24 (S)	1990 — Bears, 16-6 (S) WCR
1970 — Bears, 24-3 (TL)		1980 — Bears, 22-3 (S)	1991 — Bears, 17-13 (NO)
1971 — Bears, 35-14 (S)		1982 — Saints, 10-0 (S)	1992 — Saints, 28-6 (NO)
1973 — Saints, 21-16 (NO)		1983 — Saints, 34-31 (NO) +	1994 —
1974 — Bears, 24-10 (S)		1984 — Bears, 20-7 (S)	
1975 — Bears, 42-17 (NO)		1987 — Saints, 19-17 (S)	

BEARS VS. THE NFL

NEW YORK GIANTS

W-29

L-19

T-2

Points: Bears 849, Giants 694

1925 — Bears, 19-7 (PG)
Giants, 9-0 (W)
1926 — Bears, 7-0 (W)
1927 — Giants, 13-7 (PG)
1928 — Bears, 13-0 (W)
1929 — Giants, 26-14 (W)
Giants, 34-0 (PG)
Giants, 14-9 (W)
1930 — Giants, 12-0 (W)
Bears, 12-0 (PG)
1931 — Bears, 6-0 (W)
Bears, 12-6 (PG)
Giants, 25-6 (W)
1932 — Bears, 28-8 (PG)
Bears, 6-0 (W)
1933 — Bears, 14-10 (W)
Giants, 3-0 (PG)
Bears, 23-21 (W) NFL

1934 — Bears, 27-7 (W)
Bears, 10-9 (PG)
Giants, 30-13 (PG) NFL
1935 — Bears, 20-3 (PG)
Giants, 3-0 (W)
1936 — Bears, 25-7 (PG)
1937 — Tie, 3-3 (PG)
1939 — Giants, 16-13 (PG)
1940 — Bears, 37-21 (PG)
1941 — Bears, 37-9 (W) NFL
1942 — Bears, 26-7 (PG)
1943 — Bears, 56-7 (PG)
1946 — Giants, 14-0 (PG)
Bears, 24-14 (PG) NFL
1948 — Bears, 35-14 (W)
1949 — Giants, 35-28 (PG)
1956 — Tie, 17-17 (NY)
Giants, 47-7 (NY) NFL

1962 — Giants, 26-24 (W)
1963 — Bears, 14-10 (W) NFL
1965 — Bears, 35-14 (NY)
1967 — Bears, 34-7 (W)
1969 — Giants, 28-24 (NY)
1970 — Bears, 24-16 (NY)
1974 — Bears, 16-13 (S)
1977 — Bears, 12-9 (NJ) +
1985 — Bears, 21-0 (S) DP
1987 — Bears, 34-19 (S) mnf
1990 — Giants, 31-3 (NJ) DP
1991 — Bears, 20-17 (S)
1992 — Giants, 27-14 (S) mnf
1993 — Giants, 26-20 (S)

NEW YORK JETS

W-3

L-1

Points: Bears 82, Jets 55

1974 — Jets, 23-21 (S)
1979 — Bears, 23-13 (S)

1985 — Bears, 19-6 (NJ) sat

1991 — Bears, 19-13 (S) + mnf
1994 —

PHILADELPHIA EAGLES

W-25

L-4

T-1

Points: Bears 717, Eagles 338

1933 — Tie, 3-3 (BK)
1935 — Bears, 39-0 (BK)
1936 — Bears, 17-0 (PH)
Bears, 28-7 (PH)
1938 — Bears, 28-6 (PH)
1939 — Bears, 27-14 (W)
1941 — Bears, 49-14 (SH)
1942 — Bears, 45-14 (W)
1943 — Bears, 48-21 (W)
1944 — Bears, 28-7 (FB)
1946 — Bears, 21-14 (W)

1947 — Bears, 40-7 (W)
1948 — Eagles, 12-7 (SH)
1949 — Bears, 38-21 (W)
1955 — Bears, 17-10 (W)
1961 — Eagles, 16-14 (FR)
1963 — Bears, 16-7 (W)
1968 — Bears, 29-16 (FR)
1970 — Bears, 20-16 (DS)
1972 — Bears, 21-12 (V)
1975 — Bears, 15-13 (S)
1979 — Eagles, 27-17 (V) WC

1980 — Eagles, 17-14 (V)
1983 — Bears, 7-6 (V)
Bears, 17-14 (S)
1986 — Bears, 13-10 (S) +
1987 — Bears, 35-3, (V)
1988 — Bears, 20-12 (S) DP
1989 — Bears, 27-13 (S) mnf
1993 — Bears, 17-6 (V)
1994 —

PITTSBURGH STEELERS

W-16

L-4

T-1

Points: Bears 475, Steelers 277

1934 — Bears, 28-0 (PI)
1935 — Bears, 23-7 (PI)
1936 — Bears, 27-9 (PI)
Bears, 26-6 (W)
1937 — Bears, 7-0 (PI)
1939 — Bears, 32-0 (PI)
1941 — Bears, 34-7 (W)
1945 — Bears, 28-7 (PI)

1947 — Bears, 49-7 (W)
1949 — Bears, 30-21 (W)
1958 — Steelers, 24-10 (PI)
1959 — Bears, 27-21 (W)
1963 — Tie, 17-17 (PI)
1967 — Steelers, 41-13 (PI)
1969 — Bears, 38-7 (W)
1971 — Bears, 17-15 (S)

1975 — Steelers, 34-3 (TR)
1980 — Steelers, 38-3 (TR)
1986 — Bears, 13-10 (S) +
1989 — Bears, 20-0 (TR)
1992 — Bears, 30-6 (S)

SAN DIEGO CHARGERS

W-2

L-4

Points: Chargers 138, Bears 78

1970 — Chargers, 20-7 (W)
1974 — Chargers, 28-21 (SD)

1978 — Chargers, 40-7 (SD) mnf
1981 — Bears, 20-17 (S) +

1984 — Chargers, 20-7 (SD) mnf
1993 — Bears, 16-13 (SD) sn

BEARS VS. THE NFL

SAN FRANCISCO 49ERS	W-25	L-27	T-1	Points: 49ers 1,199, Bears 1,066
1950 — Bears, 32-20 (KZ)		1960 — Bears, 27-10 (W)		1972 — 49ers, 34-21 (S)
Bears, 17-0 (W)		49ers, 25-7 (KZ)		1974 — 49ers, 34-0 (S)
1951 — Bears, 13-7 (W)		1961 — Bears, 31-0 (W)		1975 — 49ers, 31-3 (SF)
1952 — 49ers, 40-16 (W)		49ers, 41-31 (KZ)		1976 — Bears, 19-12 (SF)
Bears, 20-17 (KZ)		1962 — Bears, 30-14 (KZ)		1978 — Bears, 16-13 (SF)
1953 — 49ers, 35-28 (W)		49ers, 34-27 (W)		1979 — Bears, 28-27 (SF)
49ers, 24-14 (KZ)		1963 — 49ers, 20-14 (KZ)		1981 — 49ers, 28-17 (SF)
1954 — 49ers, 31-24 (W)		Bears, 27-7 (W)		1983 — Bears, 13-3 (S)
Bears, 31-27 (KZ)		1964 — 49ers, 31-21 (KZ)		1984 — 49ers, 23-0 (SF) CC
1955 — 49ers, 20-17 (W)		Bears, 23-21 (W)		1985 — Bears, 26-10 (SF)
Bears, 34-23 (KZ)		1965 — 49ers, 52-24 (KZ)		1987 — 49ers, 41-0 (SF) mnf
1956 — Bears, 31-7 (W)		Bears, 61-20 (W)		1988 — Bears, 10-9 (S) mnf
Bears, 38-21 (KZ)		1966 — Tie 30-30 (W)		49ers, 28-3 (S) CC
1957 — 49ers, 21-17 (W)		49ers, 41-14 (KZ)		1989 — 49ers, 26-0 (SF)
49ers, 21-17 (KZ)		1967 — Bears, 28-14 (KZ)		1991 — 49ers, 52-14 (SF) mnf
1958 — Bears, 28-6 (W)		1968 — Bears, 27-19 (W)		
Bears, 27-14 (KZ)		1969 — 49ers, 42-21 (KZ)		
1959 — 49ers, 20-17 (KZ)		1970 — 49ers, 37-16 (W)		
Bears, 14-3 (W)		1971 — 49ers, 13-0 (SF)		

SEATTLE SEAHAWKS	W-2	L-4	Points: Seahawks, 130, Bears, 124
1976 — Bears, 34-7 (SE)		1982 — Seahawks, 20-14 (SE)	1987 — Seahawks, 34-21 (S)
1978 — Seahawks, 31-29 (S)		1984 — Seahawks, 38-9 (SE)	1990 — Bears, 17-0 (S)

TAMPA BAY BUCCANEERS	W-24	L-8	Points: Bears 800, Bucs 458
1977 — Bears, 10-0 (TB)		1984 — Bears, 34-14 (S)	1990 — Bears, 26-6 (TB)
1978 — Buccaneers, 33-19 (TB)		Bears, 44-9 (TB)	Bears, 27-14 (S)
Bears, 14-3 (S)		1985 — Bears, 38-28 (S)	1991 — Bears, 21-20 (TB)
1979 — Buccaneers, 17-13 (S)		Bears, 27-19 (TB)	Bears, 27-0 (S) sat
Bears, 14-0 (TB)		1986 — Bears, 23-3 (TB)	1992 — Bears, 31-14 (S)
1980 — Bears, 23-0 (S) mnf		Bears, 48-14 (S)	Buccaneers, 20-17 (TB)
Bears, 14-13 (TB) sat		1987 — Bears, 20-3 (S)	1993 — Bears, 47-17 (S)
1981 — Bears, 28-17 (S)		Bears, 27-26 (TB)	Buccaneers, 13-10 (TB)
Buccaneers, 20-10 (TB)		1988 — Bears, 28-10 (S)	1994 —
1982 — Buccaneers, 26-23 (TB) +		Bears, 27-15 (TB)	
1983 — Bears, 17-10 (S)		1989 — Buccaneers, 42-35 (TB)	
Bears, 27-0 (TB)		Buccaneers, 32-31 (S)	

WASHINGTON REDSKINS	W-21	L-16	T-1	Points: Bears 860, Redskins 633
1932 — Tie 7-7 (BO)		1946 — Bears, 24-20 (W)		1984 — Bears, 23-19 (DC) DP
1933 — Bears, 7-0 (W)		1947 — Bears, 56-20 (WA)		1985 — Bears, 45-10 (S)
Redskins, 10-0 (W)		1948 — Bears, 48-13 (W)		1986 — Redskins, 27-13 (S) DP
1934 — Bears, 21-0 (BO)		1949 — Bears, 31-21 (WA)		1987 — Redskins, 21-17 (S) DP
1935 — Bears, 30-14 (BO)		1951 — Bears, 27-0 (WA)		1988 — Bears, 34-14 (DC)
1936 — Bears, 26-0 (BO)		1953 — Bears, 27-24 (WA)		1989 — Redskins, 38-14 (DC)
1937 — Redskins, 28-21 (W) NFL		1957 — Redskins, 14-3 (W)		1990 — Redskins, 10-9 (DC)
1938 — Bears, 31-7 (W)		1964 — Redskins, 27-20 (DC)		1991 — Redskins, 20-7 (S)
1940 — Redskins, 7-3 (WA)		1968 — Redskins, 38-28 (W)		
Bears, 73-0 (WA) NFL		1971 — Bears, 16-15 (S)		
1941 — Bears, 35-21 (W)		1974 — Redskins, 42-0 (DC)		
1942 — Redskins, 14-6 (WA) NFL		1976 — Bears, 33-7 (S)		
1943 — Redskins, 21-7 (WA)		1978 — Bears, 14-10 (DC) sat		
Bears, 41-21 (W) NFL		1980 — Bears, 35-21 (S)		
1945 — Redskins, 28-21 (WA)		1981 — Redskins, 24-7 (S)		

EXTINCT FRANCHISES

	Road	Home	Total
Akron Pros		2-0	2-0
Akron Indians		1-0-1	1-0-1
Boston Yanks	2-0	1-0	3-0
Brooklyn Dodgers	5-0	5-0-1	10-0-1
Buffalo All-Americans		3-1	3-1
Buffalo Bisons	1-0	0-1	1-1
Canton Bulldogs		2-2	2-2
Champaign	1-0		1-0
Chicago Tigers	2-0		2-0
Cincinnati Reds	1-0	1-0	2-0
Cleveland Bulldogs	0-1	2-0	2-1
Cleveland Indians		2-0	2-0
Columbus Tigers		2-0	2-0
Dallas Texans	0-1	1-0	1-1
Dayton Triangles		4-0	4-0
Detroit Panthers	1-1	1-0-1	2-1-1
Detroit Tigers		1-0	1-0
Detroit Wolverines		0-2	0-2
Duluth Eskimos		2-0	2-0
Frankford Yellowjackets	2-3-1	5-1-1	7-4-2
Hammond Pros		3-0	3-0
Kewanee		1-0	1-0
Louisville Colonels		1-0	1-0
Milwaukee Badgers	1-0	2-0-1	3-0-1
Minneapolis Marines	3-0		3-0
Minneapolis Redjackets	1-0	2-0	3-0
Moline Indians		1-0	1-0
New York Yankees	1-2	4-0	5-2
Oorang Indians		2-0	2-0
Pottsville Maroons		3-0	3-0
Providence Steam Rollers	0-1	0-0-1	0-1-1
Racine Legion	1-0	1-0-2	2-0-2
Rochester Jeffersons		2-0	2-0
Rock Island Independents	2-1-3	6-0-1	8-1-4
Rockford	1-0		1-0
Staten Island Stapletons	1-0-1		1-0-1
Toledo Maroons		1-0	1-0

ACTIVE TEAMS

	Regular season		Post-season		Overall
	Road	Home	Road	Home	
Arizona Cardinals	0-0				53-25-12
Chicago Cardinals	16-11-1	29-8-5			
Cardinals-Pittsburgh	1-0	1-0			
Phoenix Cardinals	1-0				
St. Louis Cardinals	1-4	4-2			
Atlanta Falcons	3-4	6-5			9-9
Buffalo Bills	1-2	2-0			3-2
Cincinnati Bengals	1-0	1-3			2-3
Cleveland Browns	1-6	2-2			3-8
Dallas Cowboys	3-4	3-4	0-1	0-1	6-10
Denver Broncos	2-3	3-2			5-5
Detroit Lions	32-28	37-19-3			74-49-5
Portsmouth Spartans	2-2-1	2-0-1		1-0	
Green Bay Packers	34-31-4	47-28-2		1-0	82-59-6
Houston Oilers	1-2	1-2			2-4
Indianapolis Colts	2-0	1-0			16-21
Baltimore Colts	6-11	7-10			
Kansas City Chiefs	2-1	2-1			4-2
Los Angeles Raiders	1-1	1-1			3-5
Oakland Raiders	1-1	0-2			
Los Angeles Rams	14-14-1	19-10-2	0-1	1-0	45-30-3
Cleveland Rams	5-3	6-2			
Miami Dolphins	0-3	1-2			1-5
Minnesota Vikings	13-20	16-14-2			29-34-2
New England Patriots	0-1	2-2		1-0*	3-3
New Orleans Saints	4-3	4-3		1-0	9-6
New York Giants	11-7-2	13-9	1-3	4-0	29-19-2
New York Jets	1-0	2-1			3-1
Philadelphia Eagles	11-3-1	13-0	0-1	1-0	25-4-1
Pittsburgh Steelers	3-4-1	9-0			18-4-1
Pittsburgh Pirates	3-0	1-0			
Cardinals-Pittsburgh	1-0	1-0			
San Diego Chargers	1-3	1-1			2-4
San Francisco 49ers	12-16	13-9-1	0-1	0-1	25-27-1
Seattle Seahawks	1-2	1-2			2-4
Tampa Bay Buccaneers	11-6	13-2			24-8
Washington Redskins	6-7	8-4	2-1	1-3	21-16-1
Boston Redskins	3-1-1	1-0			
TOTAL	236-214-17	336-157-25	3-8	11-5	586-384-42

Note: The Cardinals and Pirates merged in 1944, but the games are officially recorded under both teams (though only counted once in the "TOTAL" line).

* Bears were designated as home team, but game was at neutral site.

1994 opponents in blue.

BEARS IN THE PRO BOWL

(1951-1970: East vs. West — 1971-present: NFC vs. AFC)

1994: Richard Dent, DE (4) Mark Carrier, S (3) Donnell Woolford, CB (1)	1983: Dan Hampton, DT (2)	1963: Doug Atkins, DE (6) Mike Ditka, TE (2) Joe Fortunato, LB (2) Richie Petitbon, DB (1)
1993: Mike Singletary, LB (10)	1982: Gary Fencik, S (2)	1962: Doug Atkins, DE (5) Mike Ditka, TE (1) Bill George, LB (8) Stan Jones, G (7)
1992: Neal Anderson,* RB (4) Mark Carrier, S (2) Shaun Gayle, S (1) Jay Hilgenberg, C (7) Mike Singletary, LB (9)	1981: Gary Fencik, S (1) Dan Hampton, DE (1) Walter Payton, RB (5)	1961: Doug Atkins, DE (4) Bill George, LB (7) Stan Jones, G (6) Johnny Morris, FL (1)
1991: Neal Anderson,* RB (3) Mark Bortz,* G (2) Mark Carrier, S (1) Richard Dent, DE (3) Jay Hilgenberg, C (6) Mike Singletary, LB (8)	1980: Walter Payton, RB (4)	1960: Doug Atkins, DE (3) Erich Barnes, DB (1) Rick Casares, RB (5) Bill George, LB (6) Stan Jones, G (5) Fred Williams, DT (4)
1990: Neal Anderson,* RB (2) Jay Hilgenberg, C (5) Mike Singletary, LB (7)	1979: Walter Payton, RB (3)	1959: Doug Atkins, DE (2) Rick Casares, RB (4) Joe Fortunato, LB (1) Willie Galimore, RB (1) Bill George, LB (5) Stan Jones, G (4) Fred Williams, DT (3)
1989: Neal Anderson, RB (1) Mark Bortz, G (1) Dave Duerson, S (4) Jay Hilgenberg, C (4) Mike Singletary, LB (6)	1978: Allan Ellis, CB (1) Walter Payton, RB (2)	1958: Doug Atkins, DE (1) Rick Casares, RB (3) Bill George, LB (4) Kline Gilbert, T (1) Stan Jones, G (3)
1988: Dave Duerson, S (3) Jay Hilgenberg, C (3) Wilber Marshall, LB (2) Steve McMichael, DT (2) Mike Singletary, LB (5)	1977: Wally Chambers, DT (3)	1957: Ed Brown, QB (2) JC Caroline, HB (1) Rick Casares, RB (2) Bill George, LB (3) Harlon Hill, WR (3) Stan Jones, G (2) McNeil Moore, HB (1) Larry Strickland, C (1)
1987: Jim Covert, T (2) Dave Duerson, S (2) Wilber Marshall, LB (1) Steve McMichael, DT (1) Jay Hilgenberg, C (2) Walter Payton, RB (9) Mike Singletary, LB (4)	1976: Wally Chambers, DT (2) Walter Payton, RB (1)	1956: Ed Brown, QB (1) Rick Casares, RB (1) Bill George, LB (2) Harlon Hill, WR (2) Jack Hoffman, E (2) Stan Jones, G (1) Bill Wightkin, T (1)
1986: Jim Covert, T (1) Richard Dent, DE (2) Dave Duerson, S (1) Dan Hampton, DE (4) Jay Hilgenberg, C (1) Jim McMahon, QB (1) Walter Payton, RB (8) Mike Singletary, LB (3) Otis Wilson, LB (1)	1975: None	1955: Bill Bishop, T (1) Bill George, LB (1) Harlon Hill, WR (1) Ed Sprinkle, DE (4)
1985: Todd Bell, S (1) Richard Dent, DE (1) Dan Hampton, DT (3) Walter Payton, RB (7) Mike Singletary, LB (2)	1974: Wally Chambers, DT (1)	
1984: Walter Payton, RB (6) Mike Singletary, LB (1)	1973: Dick Butkus, LB (8) Ron Smith, KR (1)	
	1972: Dick Butkus, LB (7) Dick Gordon, WR (2)	
	1971: Dick Butkus, LB (6) Dick Gordon,* WR (1) Bobby Joe Green, P (1) Cecil Turner, KR (1)	
	1970: Dick Butkus, LB (5) Gale Sayers,† RB (5)	
	1969: Dick Butkus, LB (4) Gale Sayers,* RB (4) Roosevelt Taylor, DB (2)	
	1968: Dick Butkus, LB (3) Gale Sayers,† RB (3)	
	1967: Dick Butkus, LB (2) Richie Petitbon, DB (3) Gale Sayers, RB (2)	
	1966: Doug Atkins, DE (8) Dick Butkus, LB (1) Mike Ditka, TE (5) Joe Fortunato, LB (5) Gale Sayers,† RB (1)	
	1965: Mike Ditka, TE (4) Joe Fortunato, LB (4) Johnny Morris,* FL (2)	
	1964: Doug Atkins, DE (7) Mike Ditka, TE (3) Joe Fortunato, LB (3) Joe Marconi, RB (1) Richie Petitbon, DB (2) Mike Pyle, C (1) Roosevelt Taylor, DB (1) Bill Wade, QB (1)	

BEARS IN THE PRO BOWL

1954: George Connor, T-LB (4)
Jack Hoffman, E (1)
Don Kindt, HB (1)
Fred Williams, DT (2)

1953: Dick Barwegan, G (3)
George Connor, T-LB (3)
Gene Schroeder, E (1)
Ed Sprinkle, DE (3)
Fred Williams, DT (1)

1952: Dick Barwegan, G (2)
Ray Bray, G (2)
George Connor, T-LB (2)
John Dottley, RB (1)
Johnny Lujack, QB (2)
Ed Sprinkle, DE (2)
Bulldog Turner, C-LB (2)

1951: Dick Barwegan, G (1)
Ray Bray, G (1)
George Connor, T-LB (1)
Fred Davis, T (1)
Johnny Lujack, QB (1)
Ed Sprinkle, DE (1)
Bulldog Turner, C-LB (1)

* Did not play due to injuries; † Denotes game's outstanding player

BEARS IN OVERTIME

Since overtime was adopted in 1974, the Bears have played in 18 such games — third behind Denver (21) and Cleveland (20), and tied with Minnesota. Chicago's nine overtime wins are most in the NFC (tied with Washington) and behind only Cincinnati (13) and Denver (11).

Date	Coin flip winner	Site	Opponent	Score	Expired
Oct. 16, 1977	CHICAGO	Minnesota	Minnesota Vikings	L 16-22	6:45
Dec. 18, 1977	New York	New York	New York Giants	W 12- 9	14:51
Oct. 1, 1978	CHICAGO	CHICAGO	Oakland Raiders	L 19-25	5:19
Sept. 7, 1980	CHICAGO	Green Bay	Green Bay Packers	L 6-12	6:00
Nov. 27, 1980	CHICAGO	Detroit	Detroit Lions	W 23-17	0:21*
Dec. 14, 1980	Cincinnati	CHICAGO	Cincinnati Bengals	L 14-17	4:23
Oct. 25, 1981	CHICAGO	CHICAGO	San Diego Chargers	W 20-17	9:30
Nov. 8, 1981	CHICAGO	Kansas City	Kansas City Chiefs	W 16-13	13:07
Jan. 2, 1983	CHICAGO	Tampa Bay	Tampa Bay Buccaneers	L 23-26	3:14
Sept. 18, 1983	CHICAGO	New Orleans	New Orleans Saints	L 31-34	10:57
Sept. 25, 1983	Baltimore	Baltimore	Baltimore Colts	L 19-22	4:51
Sept. 14, 1986	Philadelphia	CHICAGO	Philadelphia Eagles	W 13-10	5:56
Nov. 30, 1986	CHICAGO	CHICAGO	Pittsburgh Steelers	W 13-10	3:55
Nov. 18, 1990	Denver	Denver	Denver Broncos	W 16-13	13:14
Dec. 2, 1990	CHICAGO	CHICAGO	Detroit Lions	W 23-17	10:57
Sept. 23, 1991	NY Jets	CHICAGO	New York Jets	W 19-13	14:42
Nov. 24, 1991	Miami	CHICAGO	Miami Dolphins	L 13-16	4:11
Nov. 8, 1992	CHICAGO	CHICAGO	Cincinnati Bengals	L 28-31	8:39

9-9 overall: 5-4 at home; 4-5 on the road

*NFL record for shortest OT period.

BEARS BIRTHDAYS DURING THE SEASON

day	SEPTEMBER	age	day	OCTOBER	age	day	DECEMBER	age
1	Matt Frier	23	3	Reggie Givens	23	1	Steve Walsh	28
8	Tim Ryan	27	5	Trace Armstrong	29	5	Ron Turner	41
10	Robert Green	24	20	Greg Primus	24	11	Michael McCaskey	51
11	Todd Norman	23				23	Raymont Harris	24
16	Anthony Marshall	24	day	NOVEMBER	age	28	Tony Wise	43
17	Albert Fontenot	24	5	Percy Snow	27			
24	Tim Worley	28	5	Ryan Wetnight	24	day	JANUARY	age
26	Steven Sanders	22	6	Erik Kramer	30	3	Wendell Davis	28
27	Alonzo Spellman	23	14	Bob Christian	27	6	Donnell Woolford	28
28	Marcus Spears	23	15	Ivan Fears	40	6	Myron Baker	23
			21	Jerry Fontenot	28	23	Jim Schwantz	24
			28	Todd Perry	24			
	Game days are italicized							

Game days are italicized

BEARS ON MONDAY NIGHT FOOTBALL

Date	Opponent	Site	Score	Following Week
Oct. 5, 1970	Detroit Lions	Tiger Stadium	L 14-28	L Min
Nov. 29, 1971	Miami Dolphins	Orange Bowl	L 3-24	L @ Den
Oct. 23, 1972	Minnesota Vikings	SOLDIER FIELD	W 13-10	W @ StL
Nov. 12, 1973	Kansas City Chiefs	Arrowhead	L 7-19	L Det
Oct. 21, 1974	Green Bay Packers	SOLDIER FIELD	W 10- 9	L @ Buf
Oct. 27, 1975	Minnesota Vikings	SOLDIER FIELD	L 9-13	L Mia
Oct. 10, 1977	Los Angeles Rams	SOLDIER FIELD	W 24-23	L @Min
Sept. 25, 1978	Minnesota Vikings	SOLDIER FIELD	L 20-24	L Oak
Oct. 16, 1978	Denver Broncos	Mile High	L 7-16	L @ TB
Dec. 4, 1978	San Diego Chargers	Jack Murphy	L 7-40	W GB
Oct. 6, 1980	Tampa Bay Buccaneers	SOLDIER FIELD	W 23- 0	L @ Min
Nov. 3, 1980	Cleveland Browns	Cleveland	L 21-27	W Wash
Sept. 28, 1981	Los Angeles Rams	SOLDIER FIELD	L 7-24	W @ Min
Oct. 19, 1981	Detroit Lions	Silverdome	L 17-48	W SD
Dec. 3, 1984	San Diego Chargers	Jack Murphy	L 7-20	L GB
Oct. 21, 1985	Green Bay Packers	SOLDIER FIELD	W 23- 7	W Min
Dec. 2, 1985	Miami Dolphins	Orange Bowl	L 24-38	W Ind
Sept. 22, 1986	Green Bay Packers	Lambeau Field	W 25-12	W @ Cin
Nov. 3, 1986	Los Angeles Rams	SOLDIER FIELD	L 17-20	W @ TB
Dec. 15, 1986	Detroit Lions	Silverdome	W 16-13	W @ Dal
Sept. 14, 1987	New York Giants	SOLDIER FIELD	W 34-19	W TB
Nov. 16, 1987	Denver Broncos	Mile High	L 29-31	W Det
Dec. 14, 1987	San Francisco 49ers	Candlestick	L 0-41	L @ Sea
Oct. 24, 1988	San Francisco 49ers	SOLDIER FIELD	W 10- 9	L @ NE
Dec. 5, 1988	Los Angeles Rams	Anaheim	L 3-20	W Det
Dec. 19, 1988	Minnesota Vikings	Metrodome	L 27-28	end of season
Oct. 2, 1989	Philadelphia Eagles	SOLDIER FIELD	W 27-13	L @ TB
Oct. 23, 1989	Cleveland Browns	Cleveland	L 7-27	W LARams
Sept. 23, 1991	New York Jets	SOLDIER FIELD	W+ 19-13	L @ Buf
Nov. 11, 1991	Minnesota Vikings	Metrodome	W 34-17	W @ Ind
Dec. 23, 1991	San Francisco 49ers	Candlestick	L 14-52	end of season
Sept. 21, 1992	New York Giants	SOLDIER FIELD	L 14-27	W Atl
Nov. 2, 1992	Minnesota Vikings	SOLDIER FIELD	L 10-38	L Cin
Dec. 7, 1992	Houston Oilers	Astrodome	L 7-24	W Pit
Oct. 25, 1993	Minnesota Vikings	SOLDIER FIELD	L 12-19	L @ GB

+ Overtime

Overall Record on *Monday Night Football*: 12-23 (Home: 9-7, Road: 3-16)

Record week following *MNF*: 17-16

At home following *MNF* home game: 3-3; following *MNF* road game: 8-3

On the road following *MNF* home game: 3-7; following *MNF* road game: 3-3

NUMBER ONE

MONDAY NIGHT FOOTBALL TOP FIVE GAMES (1970-93)

Date	Game	Rating	Share
Dec. 2, 1985	Chicago @ Miami	29.6	46
Dec. 3, 1990	NY Giants @ San Francisco	27.0	42
Oct. 2, 1978	Dallas @ Washington	26.8	43
Dec. 22, 1980	Pittsburgh @ San Diego	25.3	40
Nov. 30, 1981	Philadelphia @ Miami	25.3	40

SOLDIER FIELD

The Chicago Bears enter their 24th year at Soldier Field after playing their first 51 seasons at Wrigley Field. Soldier Field was opened in 1924 as a 45,000-seat Municipal Grant Park Stadium. The first football game played on its field was November 22, 1924, as a capacity crowd watched Notre Dame edge Northwestern, 13-6.

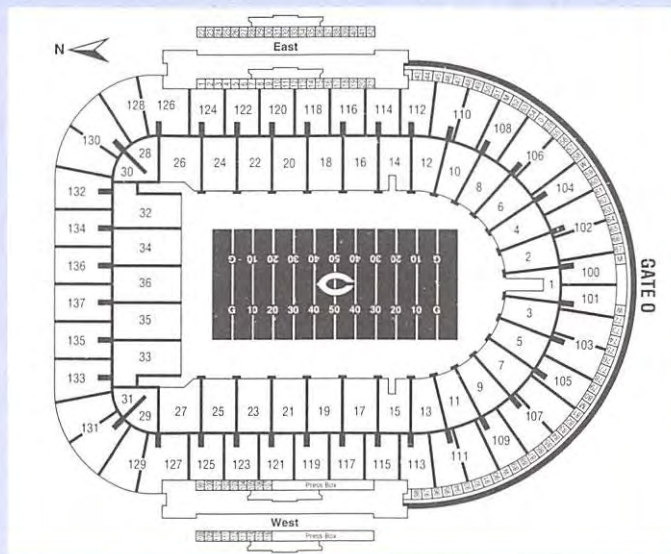
It hosted the first boxing event which drew a gate of over \$2.5 million (Dempsey-Tunney, 1927), the first ski meet held in a stadium, and the all-time largest football crowd (123,000). The largest crowd for any event in Soldier Field was 260,000 on Sept. 8, 1954, for the religious Marian Year Tribute.

The 100,000-seat stadium was dedicated November 27, 1926, with Army battling Navy to a 21-21 tie. The all-time collegiate attendance record of 123,000 plus was established Nov. 26, 1927 as Notre Dame beat Southern Cal 7-6. In the first professional game at the then-mammoth stadium, the Bears defeated the Chicago Cardinals 10-0 on November 11, 1926.

Plans for the stadium started in 1919 as a memorial to the soldiers of WWI. Soldier Field stands on 10,000 pile foundations driving an average depth of 62.5 feet through fill that replaced the lake waters. The stadium is maintained and operated by the Chicago Park District.

Other stadium notes since the Bears moved to Soldier Field:

- 1971** — September 19th, Chicago defeats the Pittsburgh Steelers 17-15 before capacity crowd of 57,000 in the Bears' first game since moving from Wrigley.
- 1979** — The stadium undergoes major reconstruction and renovation prior to the season including new lighting, playing surface, and lockerrooms; rebuilding of seating area (new chairbacks, arm rests, seats); and improvement of sightlines.
- 1982** — Additional rebuilding of seating areas was completed as well as new concourses with more restrooms and concession areas. A new press box, 60 deluxe skyboxes and a new scoreboard were also built. Capacity is increased to 66,030.
- 1988** — Surface was changed from artificial turf to natural grass and 56 skyboxes were added along south rim (increasing the total to 116). Capacity is increased to 66,946.
- 1992** — Four seats are added increasing the capacity to the current figure of 66,950.
- 1994** — The Park District spends millions to refurbish the stadium for World Cup.



TRAINING CAMP

For the 11th consecutive year, the Bears' training camp will be held at the University of Wisconsin-Platteville. The site, located 180 miles northwest of Chicago, provides the Bears with five practice fields; two lockerrooms; a weight room; meeting rooms; and dorms for players, staff, media, and guests.

ADDRESS: Chicago Bears
University of Wisconsin-Platteville
Platteville, WI 53818

PHONE: General camp: (608) 342-1201
Public Relations: (608) 342-1511
Administration: (608) 342-1636

DATES: Players report to camp on Sunday, July 17 with practices beginning the following day. The Bears will be in Platteville through Friday, August 19 with the exception of August 4-6 and August 12-14 when they play their first two pre-season games.

PRACTICES: Practice times are subject to change, but tentatively the morning workout starts at 9:00 AM with the afternoon session at 3:00 PM. Practices are on the UW-Platteville campus and are open to the public free of charge.

SCRIMMAGE: The annual intrasquad scrimmage will be held on Saturday, July 23 at 2:00 PM at Pioneer Stadium (10,000 seats) on the UW Platteville campus. Tickets go on sale through the UW-Platteville ticket office beginning June 1 (608) 342-1161.

BROWNS: The Cleveland Browns will be in Platteville from July 28-30. They will practice with the Bears twice on Thursday and Friday and once Saturday.

MEDIA: Credentials are required to cover practices and press conferences. They can be obtained in the basement of Porter Hall. The media work room, equipped with phones, is also located in the basement of Porter.

PREVIOUS TRAINING CAMPS:

1984-Present	University of Wisconsin-Platteville, Wisconsin
1975-83	Lake Forest College, Lake Forest, Illinois
1944-74	St. Joseph's College, Rensselaer, Indiana
1935-43	St. John's Military Academy, Delafield, Wisconsin
1934	Lane Tech High School, Chicago, Illinois
1933	Notre Dame, South Bend, Indiana

DIRECTIONS FROM CHICAGO: (approximately three hours driving)

- Take 90 West to Route 20 West through Freeport, IL.
- Continue on Rt. 20 to Rt. 26 North which becomes Wisconsin Rt. 69 North
- From 69 North turn onto Rt. 11 West until you run into Rt. 23 North just east of Schullsberg
- Stay on Rt. 23 for six miles before turning onto Rt. 81 West
- Stay on Rt. 81 for 20 miles until you enter Platteville.

BEAR FACILITIES

HALAS HALL

250 North Washington Road, Lake Forest, IL 60045
708-295-6600

Located on the picturesque campus of Lake Forest College, Halas Hall is the Bears' year-round home. Named to honor the late George S. Halas, the Bears founder and one of the pioneers of the NFL, the building is dedicated to the memory of George Halas, Jr., who died December 16, 1979.

Halas Hall was opened to the players in September of '79. Coaches and administrative staff members moved into the top level of the three-story complex in November. Finishing touches were completed in May of 1980.

In the spring of 1985, the Bears' corporate offices were moved to Halas Hall from downtown. One regulation-size grass football field and one 70-yard field are situated behind the building.

Designed by Allan M. Pickus Architects and built by Pickus Construction of Waukegan, IL, the lower floor of the building houses team meeting rooms, a player lounge, a racquetball court, rookie and staff lockers and shower areas, storage and utility rooms. The ground-level floor features the veteran's lockerroom, showers, sauna, training and weight rooms, coaches' lockerroom, equipment rooms, laundry, video lab, darkroom, computer department, and media workroom.

The top floor holds the reception area, staff offices, coaches offices, conference rooms, duplicating room, and a mini-kitchen.

TICKET OFFICE

950 North Western Avenue, Lake Forest, IL 60045
708-615-BEAR (2327) for the ticket office
708-295-6600 for other departments

On June 7, 1993, the Bears moved parts of their operation into a second Lake Forest office. The Bears closed their downtown ticket office at 55 E. Jackson while the marketing, skybox, and accounting departments moved from Halas Hall to the new offices in order to have more space.

McBUBBLE

For the fourth year the Bears will have an indoor facility for practices in inclement weather or for preparing for games on artificial turf. Located in Waukegan, it is just 10 minutes north of the team's Halas Hall headquarters in Lake Forest.

The first bubble was completed on November 21, 1990. The air-supported structure can withstand winds up to 80 MPH and can be raised or lowered in a couple of hours. A temperature of 55° F is maintained inside, and lights from the old Comiskey Park allow for late-afternoon or evening practices.

McBubble was given a \$3,000 improvement last year. The astroturf field remains at 80 x 60 yards, but the ceiling was raised from 50 to 66 feet to allow for punting and kickoff practice.

DIRECTIONS TO HALAS HALL

FROM THE LOOP - Take Edens Expressway (94 North) to 41 North (Exit 29). Exit onto Deerpath Road and head east. Go through the business district, across the railroad tracks, and turn right (south) on Washington Road. Halas Hall is a block past the second stop sign on the right side of the road (250 N. Washington Rd.). Parking is available on the left.

FROM O'HARE AIRPORT - Take 294 North to Town Line Road (Hwy. 60). Take 60 east to where it deadends into 41. Go north approximately 200 yards to the Deerpath Road exit and head east. Go through the business district, across the railroad tracks, and turn right (south) on Washington Road. Halas Hall is a block past the second stop sign on the right side of the road (250 N. Washington Rd.). Parking is available on the left.

WGN 720-AM

WGN, the nation's most listened to station, has been the radio home of the Bears' since 1985 and anchors a network of over 60 stations across the country. The station also is the home of the *The Dave Wannstedt Show*. Wayne Larrivee calls play-by-play with analysis from *Pro Football Weekly's* Hub Arkush, ex-Bear Dick Butkus. Pre-game shows begin three hours prior to kickoff and are hosted by station sports director Chuck Swirsky. The post-game show features analysis from Dave Wannstedt and players from the lockerroom.

WAYNE LARRIVEE

The play-by-play voice of the Bears since 1985, Wayne Larrivee is one of the most versatile and talented broadcasters in the country. Larrivee also hosts *The Dave Wannstedt Show*, co-hosts *Chicago Bears Weekly* on WBBM-TV, and calls play-by-play for the Chicago Bulls on WGN-TV. Larrivee's credits also include Big Ten football and basketball on Raycom and ESPN and Notre Dame basketball (ESPN). A native New Englander, Larrivee attended Emerson College in Boston and handled play-by-play for the University of Iowa, University of Colorado, and the Missouri Valley conference. Before joining WGN, Larrivee was sports director of KCMO-radio in Kansas City where he served as the Kansas City Chiefs play-by-play voice.

HUB ARKUSH

Hub Arkush begins his sixth season as a member of the Bears radio team. Arkush is publisher of *Pro Football Weekly*, a weekly periodical devoted to pro football that is widely read in NFL circles. Arkush also serves as the founder and co-host of the syndicated radio and television shows with the same name. Arkush joined WGN in 1985 as a pre-and post-game analyst before filling in during Bears broadcasts in 1987. He is a highly sought after guest on sports talk shows nationwide. Arkush is a lifetime Chicagoan who attended Deerfield High School and the University of Michigan.

DICK BUTKUS

Hall of Fame linebacker Dick Butkus rejoined the Bears radio team in 1992 after a three year hiatus. Butkus was a WGN analyst from 1985-88 before joining CBS-TV's NFL coverage in 1989. An eight-time Pro Bowler in nine seasons as the Bears middle linebacker, Butkus remains the club's all-time leader, and second in NFL history, with 25 fumble recoveries. An all-American at the University of Illinois, Butkus was the Bears' first-round draft choice, and third overall pick, in 1965. He grew up in Chicago and prepped at Vocational High School (same school as Chris Zorich). Butkus currently lives in Rancho Mirage, California where he is a nationally acclaimed actor in addition to covering the Bears.



Wayne Larrivee



Hub Arkush



Dick Butkus

PRE-SEASON TV

For their 75th Anniversary season, the Chicago Bears have teamed with WBBM-TV (Channel 2) in televising the non-network pre-season games to Chicago and surrounding markets. The Bears are responsible for production and advertising sales of the games. ESPN's Brad Nessler handles play-by-play duties while former Bear safety Gary Fencik adds color commentary.

Fencik retired following the 1987 season as the club's all-time takeaway leader (50) and interceptions leader (38) while earning two trips to the Pro Bowl. He worked for CBS-TV in 1988 and has been a part of the Bears radio team the last four seasons.

Nessler is a top commentator for ESPN covering Big Ten football and NCAA basketball. The former radio voice of the Atlanta Falcons and Minnesota Vikings worked at CBS before joining ESPN in September of 1992.

The first two Bears pre-season games will be shown on WBBM. The Bears-Eagles game on Friday, August 5 starts at 7:00 PM from Soldier Field, while the Bears-Cardinals game on Saturday, August 13 in Arizona begins at 8:00 PM in Chicago.

CHICAGO BEARS WEEKLY

For the fifth season, the Chicago Bears will produce a 30-minute television show, *Chicago Bears Weekly*. The show airs each Saturday night at 10:30 PM on WBBM-TV (CBS) in Chicago beginning September 3 and continues throughout the season.

Chicago Bears Weekly is hosted by Wayne Larrivee, the Bears' radio play-by-play voice since 1985, and Hub Arkush, publisher of *Pro Football Weekly* and an analyst on the Bears radio team. The show includes a review of the previous game, features on the new Bears coaching staff, a preview of the upcoming game, and interviews with Bear players.

CHICAGO BEARS INSIDER

The Bears radio coverage on game day begins three hours prior to kickoff with *Chicago Bears Insider*. *CBI* is a 45-minute program hosted by Steve Bertrand and Hub Arkush. The show will give Bear fans an in-depth preview and analysis of the Bear upcoming opponent. The program will include discussion of hot NFL issues, and in-depth interview with a player or coach, and a look back in time to a great moment in Chicago Bears history.

THE DAVE WANNSTEDT SHOW (Radio)

Bears Head Coach Dave Wannstedt will conduct his weekly radio show on WGN (720 AM) each Monday evening from 6:30 to 7:30 PM. Bears play-by-play announcer Wayne Larrivee will host the show. The hour-long format will allow Wannstedt to look at the latest happenings from Halas Hall and around the NFL. The coach will answer calls from fans and sports journalists while adding insight to the club and discussing the upcoming opponent.

THE DAVE WANNSTEDT SHOW (Television)

Entering his second season as Bears head coach, Dave Wannstedt will add a television program in 1994 to compliment his successful radio show. The Dave Wannstedt Show will air Sunday mornings at 11:00 AM on WBBM-TV. Coach Wannstedt will appear "live" in the studio along with WBBM Sports Director Corey McPherrin to review and preview player and team performances. A Bears "Player of the Week" will also be in attendance to provide additional insight.

NFL PHONE NUMBERS

NFL League Office	410 Park Ave, New York, NY 10022	(212) 758-1500
NFL Properties	410 Park Ave, New York, NY 10022	(212) 838-0660
NFL Films	330 Fellowship Road, Mt. Laurel, NJ 08054	(609) 778-1600
Pro Football Hall of Fame	2121 George Halas Dr. NW, Canton, OH 44708	(216) 456-8207
Elias Sports Bureau	500 Fifth Avenue, New York, NY 10036	(212) 869-1530

Team	PR Director	Phone Number
Arizona Cardinals	Paul Jensen	(602) 967-1010
Atlanta Falcons	Charlie Taylor	(404) 945-1111
Buffalo Bills	Denny Lynch	(716) 648-1800
Charlotte Panthers	Charlie Dayton	(704) 358-1644
Chicago Bears	Bryan Harlan	(708) 295-6600
Cincinnati Bengals	Jack Brennan	(513) 621-3550
Cleveland Browns	Kevin Byrne	(216) 696-5555
Dallas Cowboys	Rich Dalrymple	(214) 556-9900
Denver Broncos	Jim Saccomano	(303) 649-9000
Detroit Lions	Mike Murray	(313) 335-4131
Green Bay Packers	Lee Rummel	(414) 494-2351
Houston Oilers		(713) 797-9111
Indianapolis Colts	Craig Kelley	(317) 297-2658
Jacksonville Jaguars	Dan Edwards	(904) 633-6000
Kansas City Chiefs	Bob Moore	(816) 924-9300
Los Angeles Raiders	Al LoCasale	(213) 322-3451
Los Angeles Rams	Rick Smith	(714) 535-7267
Miami Dolphins	Harvey Greene	(305) 620-5000
Minnesota Vikings	Dave Pelletier	(612) 828-6500
New England Patriots	Don Lowery	(508) 543-8200
New Orleans Saints	Rusty Kasmiersky	(504) 733-0255
New York Giants	Pat Hanlon	(201) 935-8111
New York Jets	Frank Ramos	(516) 538-6600
Philadelphia Eagles	Ron Howard	(215) 463-2500
Pittsburgh Steelers	Rob Boulware	(412) 323-1200
San Diego Chargers	Bill Johnston	(619) 280-2111
San Francisco 49ers	Rodney Knox	(408) 562-4949
Seattle Seahawks	Gary Wright	(206) 827-9777
Tampa Bay Buccaneers	Chip Namias	(813) 870-2700
Washington Redskins	Rick Vaughn	(703) 471-9100

IMPORTANT DATES IN 1994-95

Sun., July 17	Rookies and veterans report to training camp — Platteville, WI
Sat., July 23	Intrasquad scrimmage — Pioneer Stadium, Platteville (2:00 PM CT)
Fri., Aug. 5	Pre-season opener vs. Philadelphia Eagles — Soldier Field (7:00 PM CT)
Fri., Aug. 5	Unsigned drafted rookies cannot be traded during the 1994 season
Tue., Aug. 23	Roster cut to 60 (3:00 PM CT)
Mon., Aug. 29	Roster cut to 47 (11:00 AM CT)
Tue., Aug. 30	Clubs may increase roster to maximum of 53 (11:00 AM CT)
Sun., Sept. 4	Regular season opener vs. Tampa Bay — Soldier Field (Noon CT)
Tue., Oct. 11	Trade deadline (3:00 PM CT)
Tue., Oct. 25	NFL Fall meeting — Chicago, O'Hare
Sun., Dec. 25	Regular season closes at LA Rams — Anaheim (3:00 PM CT)
Dec. 31-Jan. 1, 1995	First Round Playoff games
Jan. 7-8, 1995	Second Round Playoff games
Sun., Jan. 15, 1995	Conference Championships
Sun., Jan. 29, 1995	Super Bowl XXIX — Miami, FL
Sun., Feb. 5, 1995	Pro Bowl — Honolulu, HI

1994 NFL PRE-SEASON SCHEDULE

WEEK 1

Saturday, July 30

Hall of Fame Game: Atlanta vs. San Diego (at Canton, OH).....(ABC) 11:00 AM
Miami at New York Giants.....7:00 PM

Sunday, July 31

American Bowl: Denver vs. LA Raiders (at Barcelona).....(NBC) 12:00 PM
Minnesota at Dallas.....7:00 PM
Houston at Kansas City.....8:00 PM
New York Jets at Detroit.....6:30 PM
New Orleans at New England.....7:00 PM

Thursday, August 4

Friday, August 5

Philadelphia at Chicago.....7:00 PM
Los Angeles Rams vs. Green Bay (at Madison, WI).....12:00 PM
Seattle at Indianapolis.....6:30 PM
Cincinnati at Tampa Bay.....6:30 PM
Cleveland at New York Giants.....7:00 PM
Houston vs. San Diego (at San Antonio, TX).....7:00 PM
Pittsburgh at Miami.....7:00 PM
Atlanta at Denver.....8:00 PM

Sunday, August 7

Monday, August 8

American Bowl: Kansas City vs. Minnesota (at Tokyo).....(ESPN) 9:00 PM
Los Angeles Raiders at Dallas.....8:00 PM
Washington at Buffalo.....(ABC) 7:00 PM

WEEK 2

Friday, August 12

Buffalo at Atlanta.....6:00 PM
Denver at San Francisco.....(FOX) 7:00 PM
Kansas City at Washington.....7:00 PM
American Bowl: New York Giants vs. San Diego (at Berlin).....(NBC) 12:30 PM
Los Angeles Raiders at Pittsburgh.....5:00 PM
Indianapolis at Cincinnati.....6:30 PM
New York Jets at Philadelphia.....6:30 PM
Miami at Green Bay.....7:00 PM
New Orleans at Minnesota.....7:00 PM

Saturday, August 13

Chicago at Arizona.....8:00 PM
Tampa Bay at Seattle.....8:00 PM
New England at Los Angeles Rams.....9:00 PM
American Bowl: Dallas vs. Houston (at Mexico City).....(ABC) 8:00 PM

Monday, August 15

WEEK 3

Thursday, August 18

Washington at New England.....6:00 PM
San Francisco at San Diego.....(TNT) 7:00 PM

Friday, August 19

Arizona at Detroit.....6:30 PM
Atlanta at Cleveland.....6:30 PM
Green Bay at New Orleans.....(FOX) 7:00 PM

Saturday, August 20

Indianapolis at Pittsburgh.....5:00 PM
Cincinnati at Philadelphia.....6:30 PM
Buffalo vs. Houston (at San Antonio, TX).....(ESPN) 7:00 PM
New York Giants at New York Jets.....7:00 PM
Tampa Bay at Miami.....7:00 PM
Los Angeles Raiders at Los Angeles Rams.....9:00 PM
Minnesota at Seattle.....9:00 PM
Denver at Dallas.....(TNT) 7:00 PM
Chicago at Kansas City.....(ABC) 7:00 PM

Sunday, August 21

Monday, August 22

WEEK 4

Thursday, August 25

Cleveland at Indianapolis.....6:30 PM
Dallas at New Orleans.....(ESPN) 7:00 PM
Arizona at Denver.....8:00 PM
Los Angeles Rams at San Diego.....9:00 PM

Friday, August 26

Atlanta at Philadelphia.....6:00 PM
Detroit at Cincinnati.....6:30 PM
New York Jets at Tampa Bay.....6:30 PM
Kansas City at Buffalo.....(TNT) 7:00 PM
Pittsburgh at Washington.....7:00 PM
Miami at Minnesota.....7:00 PM
New England at Green Bay.....7:05 PM
Seattle at San Francisco.....8:00 PM
Los Angeles Raiders at Houston.....(NBC) 1:00 PM
New York Giants at Chicago.....(FOX) 7:00 PM

Saturday, August 27

All times Chicago time

MEDIA INFORMATION

CREDENTIALS: News media representatives who have not been issued season press credentials should request single game credentials in advance by writing or calling Bryan Harlan, Director of Public Relations, Halas Hall, 250 N. Washington Road, Lake Forest, IL 60045. (708) 295-6600. Credentials will be left at the PRESS WILL CALL window located at Gate 17 on the west side of the stadium. WILL CALL opens three hours before kickoff. Space is extremely limited in the Soldier Field Press Box, so guests are NOT permitted and credentials are limited to working press only.

PHOTOGRAPHERS: Sideline credentials for field photographers are issued by the Bears' PR department. Space limitations make it impossible to accredit free lance photographers who are not on specific assignment by a recognized sports or news publication. Sideline credentials must be reserved five days before the game and can be picked up at Gate 17.

PARKING: Media parking is limited at Soldier Field. Applications must be made in writing on company letterhead to Bryan Harlan.

TELEPHONES: The Bears cooperate with the Pro Football Writers Association telephone co-op system for copy transmission. Media outlets not participating in the PFWA system should make their own arrangements for dedicated phone service. To order phones in the Soldier Field Press Box call: Sally King at Illinois Bell (312) 750-2344.

TO SOLDIER FIELD FROM O'HARE AIRPORT: Take Kennedy Expressway to Congress Street. Exit East to Columbus Drive. Go right (south) on Columbus until it feeds into Lake Shore Drive South. Soldier Field will be on left. Entrance to parking is at south end of field (Waldron Drive).

FROM SOLDIER FIELD TO O'HARE AIRPORT: Take Lake Shore Drive South to I-55 (on right). Take I-55 to I-90/94. Exit North to Wisconsin. Follow signs to O'Hare.

DIRECTIONS OUT OF PRESS BOX AFTER GAME: Take press box elevator to first level concourse inside stadium; follow inside concourse to south end of stadium. Exit at Gate O. All taxi cabs are instructed to pick up at Gate O.

POST-GAME TRANSPORTATION: Please advise Bears' PR personnel as soon as possible should you require post-game transportation. Phone: (312) TAXI-CAB (829-4222).

BEARS PUBLIC RELATIONS TELEPHONE NUMBERS:

Office: (708) 295-6600	Office Extensions	Home
Bryan Harlan, Director	219	(312) 975-8082
Doug Green, Assistant Director	259	(708) 295-1116

BEARS' 1994 ROAD HEADQUARTERS

Arizona (pre and regular season)	Mesa Pavilion Hilton	(602) 833-5555
Kansas City (pre-season)	Westin Crown Center	(816) 474-4400
Philadelphia	Cherry Hill Hyatt	(609) 662-1234
Minnesota	Sheraton Metrodome	(612) 331-1900
Green Bay	Paper Valley	(414) 733-8000
Detroit	Auburn Hills Hilton	(313) 334-2222
Tampa Bay	Hyatt Regency Westshore	(813) 874-1234
Miami	Ft. Lauderdale Airport Hilton	(305) 920-3300
New York	Meadowlands Hilton	(201) 348-6900

1994 BEARS SCHEDULE



PRE-SEASON

Date	Opponent	Time*	TV
Fri., Aug. 5	PHILADELPHIA EAGLES	7:00 PM	✓ 1WBDM TV
Sat., Aug. 13	at Arizona Cardinals	8:00 PM	✓ 1WBDM TV
Mon., Aug. 22	at Kansas City Chiefs	7:00 PM	abc
Sat., Aug. 27	NEW YORK GIANTS	7:00 PM	fox

REGULAR SEASON

Date	Opponent	Time*	TV
Sun., Sept. 4	TAMPA BAY BUCCANEERS	Noon	fox
Mon., Sept. 12	at Philadelphia Eagles	8:00 PM	abc
Sun., Sept. 18	MINNESOTA VIKINGS	Noon	fox
Sun., Sept. 25	at New York Jets	7:00 PM	TNT
Sun., Oct. 2	BUFFALO BILLS	3:00 PM	NBC Sports
Sun., Oct. 9	NEW ORLEANS SAINTS	Noon	fox
Sun., Oct. 16	Off-week		
Sun., Oct. 23	at Detroit Lions	Noon	fox
Mon., Oct. 31	GREEN BAY PACKERS	8:00 PM	abc
Sun., Nov. 6	at Tampa Bay Buccaneers	Noon	fox
Sun., Nov. 13	at Miami Dolphins	Noon	fox
Sun., Nov. 20	DETROIT LIONS	Noon	fox
Sun., Nov. 27	at Arizona Cardinals	3:00 PM	fox
Thur., Dec. 1	at Minnesota Vikings	7:00 PM	ESPN
Sun., Dec. 11	at Green Bay Packers	Noon	fox
Sun., Dec. 18	LOS ANGELES RAMS	Noon	fox
Sat., Dec. 24	NEW ENGLAND PATRIOTS	Noon	NBC Sports

B
E
A
R
S

M
E
D
I
A

G
U
I
D
E



UNITED AIRLINES

The Official Airline of the Chicago Bears

1994 NFL SCHEDULE

WEEK 10

Sunday, Nov. 6

Arizona at Philadelphia, 3:00 PM
Buffalo at NY Jets, 3:00 PM
Chicago at Tampa Bay, Noon
Cincinnati at Seattle, 3:00 PM
Denver at LA Rams, 3:00 PM
Detroit at Green Bay (at Mil), NOON
Indianapolis at Miami, NOON
New England at Cleveland, NOON
New Orleans at Minnesota, NOON
Pittsburgh at Houston, NOON
San Diego at Atlanta, NOON
San Francisco at Washington, NOON
LA Raiders at Kansas City, 7:00 PM
Monday, Nov. 7
NY Giants at Dallas, 8:00 PM

WEEK 13

Thanksgiving Day

Buffalo at Detroit, 11:30 AM
Green Bay at Dallas, 3:00 PM

Sunday, Nov. 27

Chicago at Arizona, 3:00 PM
Cincinnati at Denver, 3:00 PM
Houston at Cleveland, NOON
Kansas City at Seattle, 3:00 PM
LA Rams at San Diego, 3:00 PM
Miami at NY Jets, NOON
NY Giants at Washington, 3:00 PM
Philadelphia at Atlanta, NOON
Pittsburgh at LA Raiders, 3:00 PM
Tampa Bay at Minnesota, NOON
New England at Indianapolis, 7:00 PM
Monday, Nov. 28
San Francisco at New Orleans, 8:00 PM

WEEK 16

Saturday, Dec. 17

Minnesota at Detroit, 11:30 AM
Denver at San Francisco, 3:00 PM

Sunday, Dec. 18

Atlanta at Green Bay (at Mil), NOON
Cincinnati at Arizona, 3:00 PM
Cleveland at Pittsburgh, NOON
Houston at Kansas City, 3:00 PM
LA Rams at Chicago, Noon
Miami at Indianapolis, NOON
New England at Buffalo, NOON
NY Giants at Philadelphia, 3:00 PM
San Diego at NY Jets, NOON
Tampa Bay at Washington, NOON
LA Raiders at Seattle, 7:00 PM
Monday, Dec. 19
Dallas at New Orleans, 8:00 PM

WEEK 11

No game: Indianapolis, Washington

Sunday, Nov. 13

Arizona at NY Giants, NOON
Atlanta at New Orleans, NOON
Chicago at Miami, Noon
Cleveland at Philadelphia, NOON
Dallas at San Francisco, 3:00 PM
Houston at Cincinnati, NOON
LA Raiders at LA Rams, 3:00 PM
Minnesota at New England, NOON
NY Jets at Green Bay, 3:00 PM
San Diego at Kansas City, NOON
Seattle at Denver, 3:00 PM
Tampa Bay at Detroit, 7:00 PM
Monday, Nov. 14
Buffalo at Pittsburgh, 8:00 PM

WEEK 14

Thursday, Dec. 1

Chicago at Minnesota, 7:00 PM

Sunday, Dec. 4

Arizona at Houston, 3:00 PM
Atlanta at San Francisco, 3:00 PM
Dallas at Philadelphia, NOON
Denver at Kansas City, 3:00 PM
Green Bay at Detroit, NOON
Indianapolis at Seattle, 3:00 PM
New Orleans at LA Rams, 3:00 PM
NY Giants at Cleveland, 3:00 PM
NY Jets at New England, NOON
Pittsburgh at Cincinnati, NOON
Washington at Tampa Bay, NOON
Buffalo at Miami, 7:00 PM
Monday, Dec. 5
LA Raiders at San Diego, 8:00 PM

WEEK 17

Saturday, Dec. 24

Arizona at Atlanta, NOON
Buffalo at Indianapolis, NOON
Dallas at NY Giants, NOON
Green Bay at Tampa Bay, NOON
Kansas City at LA Raiders, 3:00 PM
New England at Chicago, Noon
New Orleans at Denver, 3:00 PM
NY Jets at Houston, 3:00 PM
Philadelphia at Cincinnati, NOON
Pittsburgh at San Diego, 3:00 PM
Seattle at Cleveland, NOON
Washington at LA Rams, 3:00 PM
Christmas Sunday
Detroit at Miami, 7:00 PM
Monday, Dec. 26
San Francisco at Minnesota, 8:00 PM

WEEK 12

Sunday, Nov. 20

Atlanta at Denver, 3:00 PM
Cleveland at Kansas City, NOON
Detroit at Chicago, Noon
Green Bay at Buffalo, NOON
Indianapolis at Cincinnati, NOON
Miami at Pittsburgh, NOON
New Orleans at LA Raiders, 3:00 PM
NY Jets at Minnesota, 3:00 PM
Philadelphia at Arizona, 3:00 PM
San Diego at New England, NOON
Tampa Bay at Seattle, 3:00 PM
Washington at Dallas, NOON
LA Rams at San Francisco, 7:00 PM
Monday, Nov. 21
NY Giants at Houston, 8:00 PM

WEEK 15

Saturday, Dec. 10

Cleveland at Dallas, 3:00 PM
Detroit at NY Jets, 11:30 AM

Sunday, Dec. 11

Chicago at Green Bay, Noon
Cincinnati at NY Giants, NOON
Denver at LA Raiders, 3:00 PM
Indianapolis at New England, NOON
LA Rams at Tampa Bay, NOON
Minnesota at Buffalo, NOON
Philadelphia at Pittsburgh, NOON
San Francisco at San Diego, 3:00 PM
Seattle at Houston, 3:00 PM
Washington at Arizona, 3:00 PM
New Orleans at Atlanta, 7:00 PM
Monday, Dec. 12
Kansas City at Miami, 8:00 PM

POST-SEASON

Saturday, Dec. 31, 1994

First Round, 11:30 AM and 3:00 PM
Sunday, Jan. 1, 1995

First Round, 11:30 AM and 3:00 PM

Saturday, Jan. 7, 1995

Second Round, 11:30 AM and 3:00 PM

Sunday, Jan. 8, 1995

Second Round, 11:30 AM and 3:00 PM

Sunday, Jan. 15, 1995

Conference Championships,

11:30 AM and 3:00 PM

Sunday, Jan. 29, 1995

Super Bowl XXIX, 5:00 PM — Miami

Sunday, Feb. 5, 1995

Pro Bowl, 7:00 PM — Honolulu

All times Chicago time

1994 NFL SCHEDULE

WEEK 1

Sunday, Sept. 4

Atlanta at Detroit, NOON
Cleveland at Cincinnati, NOON
Houston at Indianapolis, NOON
Kansas City at New Orleans, NOON
Philadelphia at NY Giants, NOON
Seattle at Washington, NOON
Tampa Bay at Chicago, NOON
Minnesota at Green Bay, NOON
New England at Miami, 3:00 PM
Dallas at Pittsburgh, 3:00 PM
NY Jets at Buffalo, 3:00 PM
Arizona at LA Rams, 3:00 PM
San Diego at Denver, 7:00 PM

Monday, Sept. 5

LA Raiders at San Francisco, 8:00 PM

WEEK 2

Sunday, Sept. 11

Buffalo at New England, NOON
Cincinnati at San Diego, 3:00 PM
Denver at NY Jets, 3:00 PM
Detroit at Minnesota, NOON
Houston at Dallas, 3:00 PM
Indianapolis at Tampa Bay, NOON
LA Rams at Atlanta, NOON
Miami at Green Bay (at Mil), NOON
Pittsburgh at Cleveland, NOON
San Francisco at Kansas City, NOON
Seattle at LA Raiders, 3:00 PM
Washington at New Orleans, 3:00 PM
NY Giants at Arizona, 7:00 PM

Monday, Sept. 12

Chicago at Philadelphia, 8:00 PM

WEEK 3

Sunday, Sept. 18

Arizona at Cleveland, NOON
Buffalo at Houston, NOON
Green Bay at Philadelphia, NOON
Indianapolis at Pittsburgh, NOON
LA Raiders at Denver, 3:00 PM
Minnesota at Chicago, NOON
New England at Cincinnati, NOON
New Orleans at Tampa Bay, NOON
NY Jets at Miami, NOON
San Diego at Seattle, 3:00 PM
San Francisco at LA Rams, 3:00 PM
Washington at NY Giants, 3:00 PM
Kansas City at Atlanta, 7:00 PM

Monday, Sept. 19

Detroit at Dallas, 8:00 PM

WEEK 4

No game: Arizona, Dallas, NY Giants, Philadelphia

Sunday, Sept. 25

Atlanta at Washington, NOON
Cincinnati at Houston, 3:00 PM
Cleveland at Indianapolis, NOON
LA Rams at Kansas City, NOON
Miami at Minnesota, NOON
New England at Detroit, 3:00 PM
New Orleans at San Francisco, 3:00 PM
Pittsburgh at Seattle, 3:00 PM
San Diego at LA Raiders, 3:00 PM
Tampa Bay at Green Bay, NOON
Chicago at NY Jets, 7:00 PM

Monday, Sept. 26

Denver at Buffalo, 8:00 PM

WEEK 5

No game: Denver, Kansas City, LA Raiders, San Diego

Sunday, Oct. 2

Atlanta at LA Rams, 3:00 PM
Buffalo at Chicago, 3:00 PM
Dallas at Washington, NOON
Detroit at Tampa Bay, NOON
Green Bay at New England, NOON
Minnesota at Arizona, 3:00 PM
NY Giants at New Orleans, 3:00 PM
NY Jets at Cleveland, NOON
Philadelphia at San Francisco, 3:00 PM
Seattle at Indianapolis, NOON
Miami at Cincinnati, 7:00 PM

Monday, Oct. 3

Houston at Pittsburgh, 8:00 PM

WEEK 6

No game: Cincinnati, Cleveland, Houston, Pittsburgh

Sunday, Oct. 9

Arizona at Dallas, 3:00 PM
Denver at Seattle, 3:00 PM
Indianapolis at NY Jets, NOON
Kansas City at San Diego, 3:00 PM
LA Raiders at New England, 3:00 PM
LA Rams at Green Bay, NOON
Miami at Buffalo, NOON

New Orleans at Chicago, NOON

San Francisco at Detroit, NOON
Tampa Bay at Atlanta, NOON
Washington at Philadelphia, 7:00 PM

Monday, Oct. 10

Minnesota at NY Giants, 8:00 PM

WEEK 7

No game: Chicago, Detroit, Green Bay, Minnesota, Seattle, Tampa Bay

Thursday, Oct. 13

Cleveland at Houston, 7:00 PM

Sunday, Oct. 16

Arizona at Washington, NOON
Cincinnati at Pittsburgh, NOON
Indianapolis at Buffalo, NOON
LA Raiders at Miami, NOON
New England at NY Jets, NOON
NY Giants at LA Rams, 3:00 PM
Philadelphia at Dallas, 3:00 PM
San Diego at New Orleans, 3:00 PM
San Francisco at Atlanta, NOON

Monday, Oct. 17

Kansas City at Denver, 8:00 PM

WEEK 8

No games: Buffalo, Miami, New England, NY Jets

Thursday, Oct. 20

Green Bay at Minnesota, 7:00 PM

Sunday, Oct. 23

Atlanta at LA Raiders, 3:00 PM

Chicago at Detroit, NOON

Cincinnati at Cleveland, NOON
Dallas at Arizona, 3:00 PM
Denver at San Diego, 3:00 PM
LA Rams at New Orleans, NOON
Pittsburgh at NY Giants, NOON
Seattle at Kansas City, NOON
Tampa Bay at San Francisco, 3:00 PM
Washington at Indianapolis, NOON

Sunday, Oct. 24

Houston at Philadelphia, 8:00 PM

WEEK 9

No game: Atlanta, LA Rams, New Orleans, San Francisco

Sunday, Oct. 30

Cleveland at Denver, 3:00 PM
Dallas at Cincinnati, NOON
Detroit at NY Giants, NOON
Houston at LA Raiders, 3:00 PM
Kansas City at Buffalo, NOON
Miami at New England, NOON
Minnesota at Tampa Bay, 3:00 PM
NY Jets at Indianapolis, 3:00 PM
Philadelphia at Washington, NOON
Seattle at San Diego, 3:00 PM
Pittsburgh at Arizona, 7:00 PM

Halloween Monday

Green Bay at Chicago, 8:00 PM

A large, dynamic splash of water surrounds a red Coca-Cola can. The can is tilted, and water is splashing over its top and sides. The can features the classic white script logo and the word 'CLASSIC' in a bold, sans-serif font. A small 'Trade-mark ®' is visible near the bottom of the script.

Coca-Cola
Trade-mark ®
CLASSIC

**ALWAYS GRAB
A COLD ONE.**



© 1993 The Coca-Cola Company. "Coca-Cola," the Dynamic Ribbon device and the Contour Bottle design are registered trademarks of The Coca-Cola Company.